international

AFRICAN CONFERENCE

on current studies of science, technology & social sciences

July 6-7, 2020

Johannesburg, SOUTH AFRICA

PROCEEDINGS BOOK

www.africansummit.org

Editors

Prof. Dr. Viranjay M. Srivastava
Assoc. Prof Yeliz ERATLI ŞİRİN
Samira KHADHRAOUI ONTUNC

All rights of this book belongs to Farabi Publishing House. Without permission can't be duplicate or copied. Authors of chapters are responsible both ethically and juridically.

www.africansummit.org

Issued: 25.07.2020

ISBN - 978-625-7898-12-6

INTERNATIONAL AFRICAN CONFERENCE ON CURRENT STUDIES

CONFERENCE PROCEEDINGS BOOK

INTERNATIONAL AFRICAN CONFERENCE ON CURRENT STUDIES OF SCIENCE, TECHNOLOGY & SOCIAL SCIENCES

July 6-7, 2020
Johannesburg, SOUTH AFRICA
(VIRTULLAY HELD BY ZOOM PROGRAM)

Issued: 25.07.2020

CONFERENCE ID

TITLE

INTERNATIONAL
AFRICAN CONFERENCE
ON CURRENT STUDIES OF SCIENCE, TECHNOLOGY
& SOCIAL SCIENCES

DATE - PLACE

July 6-7, 2020 Johannesburg, SOUTH AFRICA

ORGANIZATION BOARD

Prof. John Eriba OCHI - Abubakar Tafawa Balewa University, Nigeria
Prof. Dr. Salih OZTURK - Namık Kemal University, Turkey
Prof. Basim Mohammad Ali Aldahadh - Mutah University
Prof. Bashir Ali K. SALEH - Al-Jabal Al-Gharbi University – Libya
Najva SHAABAN - Crédit LIBANAIS SARL, Tripoli
Dr. Güray ALPAR - Retired General, Turkish Army
Elvan CAFAROV - Azerbaijan State Pedagogy University
Abdellatif GARROURI - Tunisian National Television

GENERAL COORDINATOR

SAMIRA KHADHRAOUI ONTUNC

LANGUAGES

Turkish, English, French, Arabic

SCIENTIFIC & ADVISORY BOARD

Prof. Anis BEN ALI
University of Tunis

Prof. Bashir Ali K. SALEH
Al-Jabal Al-Gharbi University – Libya

Prof. Hemantkumar P . BULSARA
National Technolohy Institute, India

Prof. Jacqueline Ayoub
Lebanise University, Lebanon

Prof. John Eriba OCHI
Abubakar Tafawa Balewa University, Nigeria

Prof. Lydia KATROVA
Medical University of Sofia, Bulgaria

Prof. Mohamed Nadjib BOUKHATEM
Blida University, Algeria

Prof. Viranjay M. SRIVASTAVA
University of KwaZulu-Natal, South Africa

Dr. Güray ALPAR, General
Turkish Army

Dr. Nevim TÜZÜN
Erciyes University

Dr. Basim Mohammad Ali Aldahadha
Mutah University, Jordan

Prof. Atiya Thabet Abuharris
The Libyan Academy

Dr. Kabo Diraditsile
Waseda University, Tokyo, Japan

Dr. NORMAN CHIVASA
University of KwaZulu-Natal, South Africa

SCIENTIFIC & ADVISORY BOARD

Dr. ELEANOR ALVIRA HENDRICKS
University of Fort Hare

Dr. İnci Aksu KARGIN
Uşak University, Turkey

Abdellatif GARROURI
Tunisian National Television

Najva SHAABAN
Credit Lebaneis, Lebano

CONFERENCE GALLERY

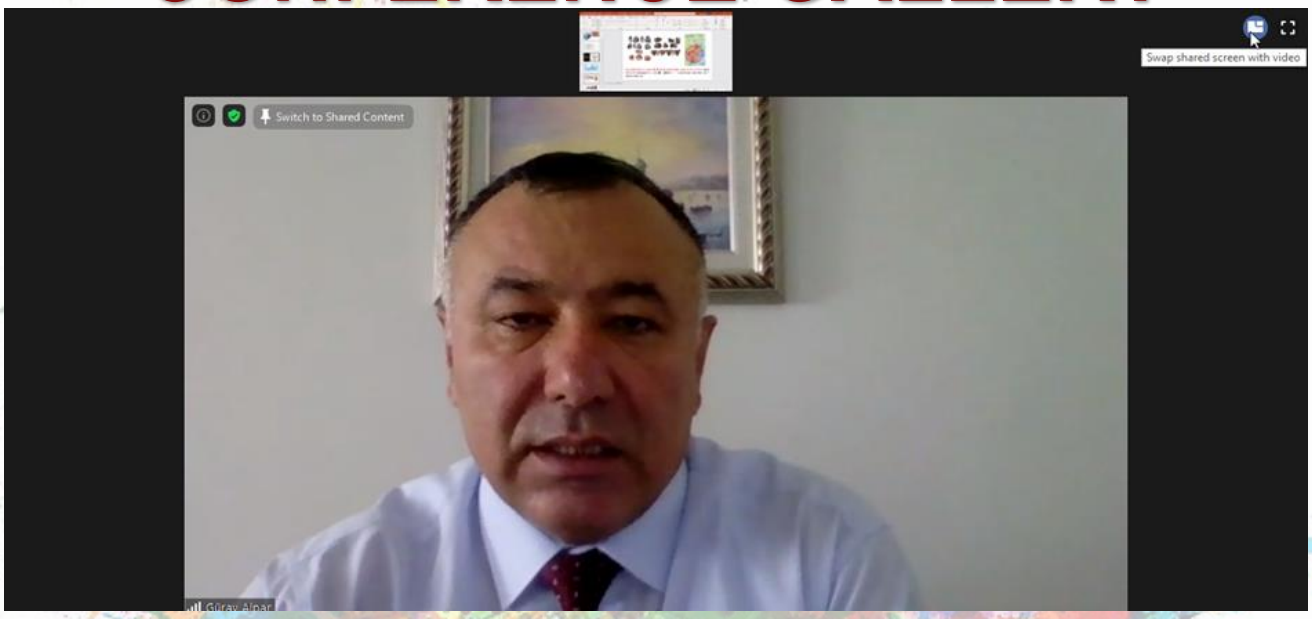

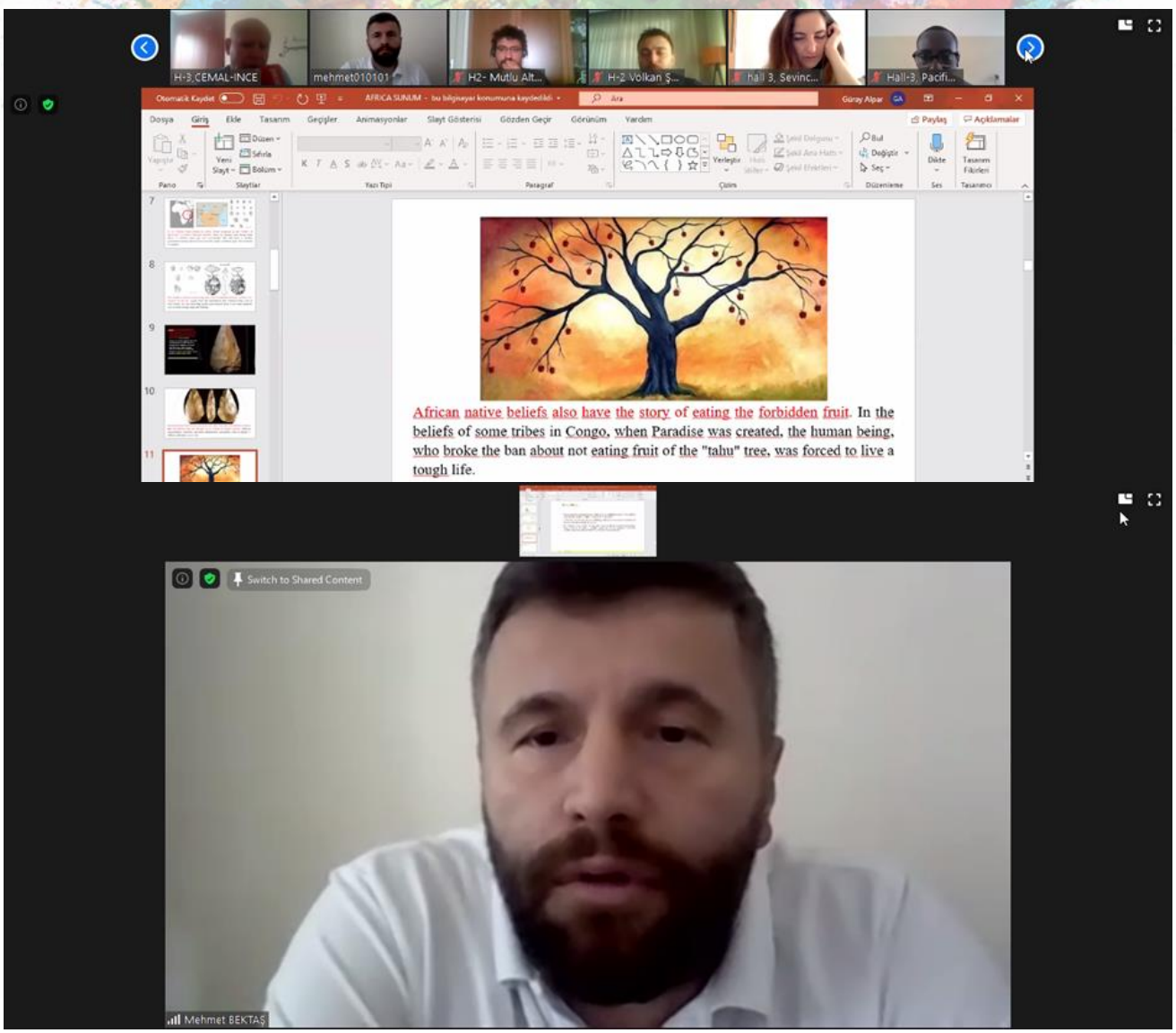

INTERNATIONAL AFRICAN CONFERENCE ON CURRENT STUDIES

CONFERENCE GALLERY

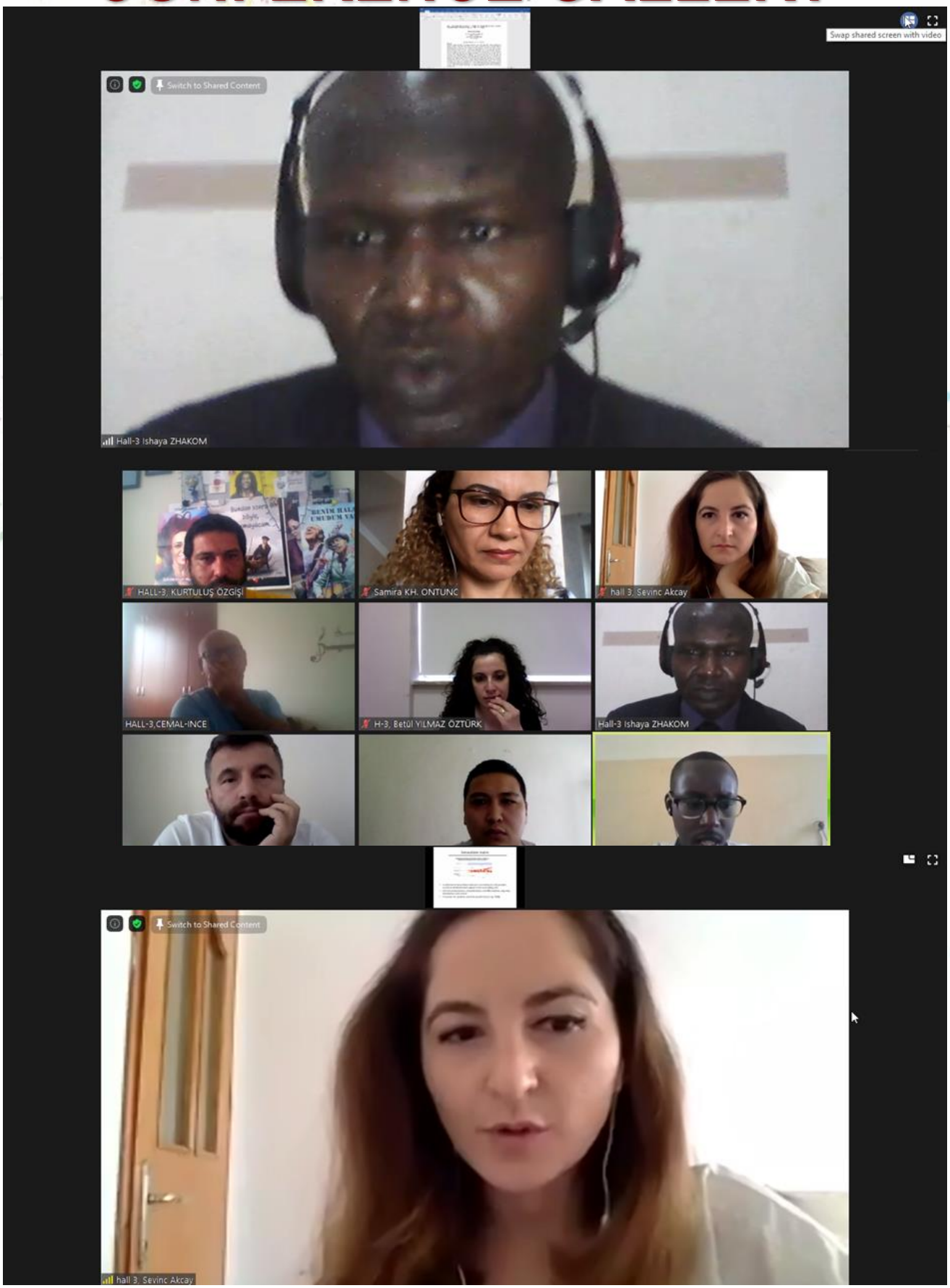

CONFERENCE GALLERY

INTERNATIONAL AFRICAN CONFERENCE ON CURRENT STUDIES

CONFERENCE GALLERY

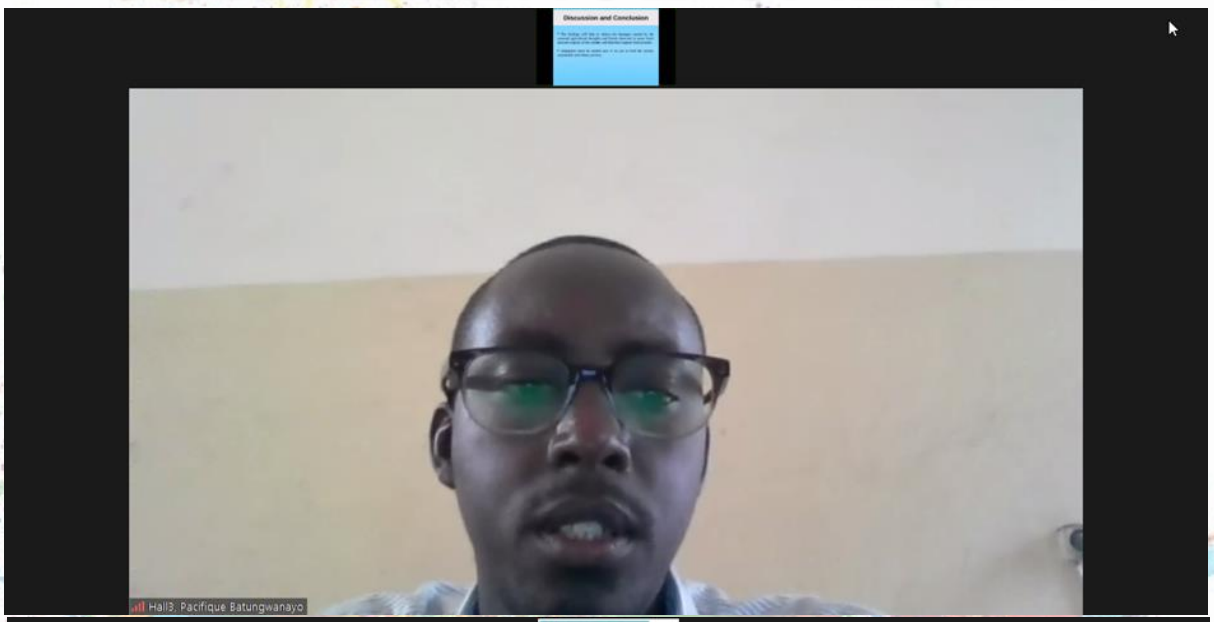

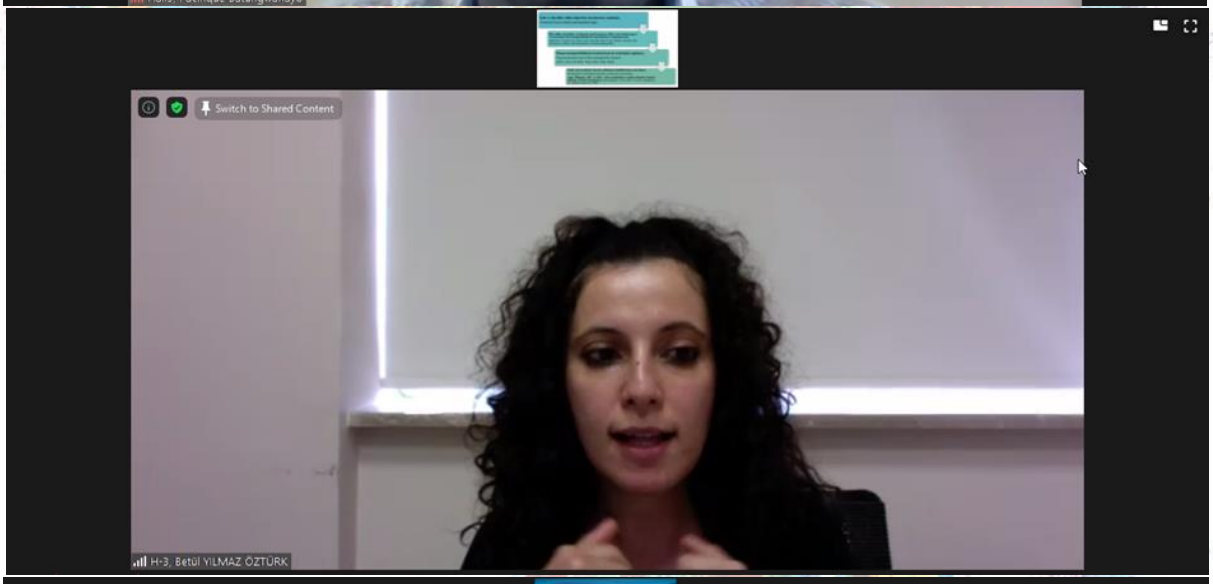

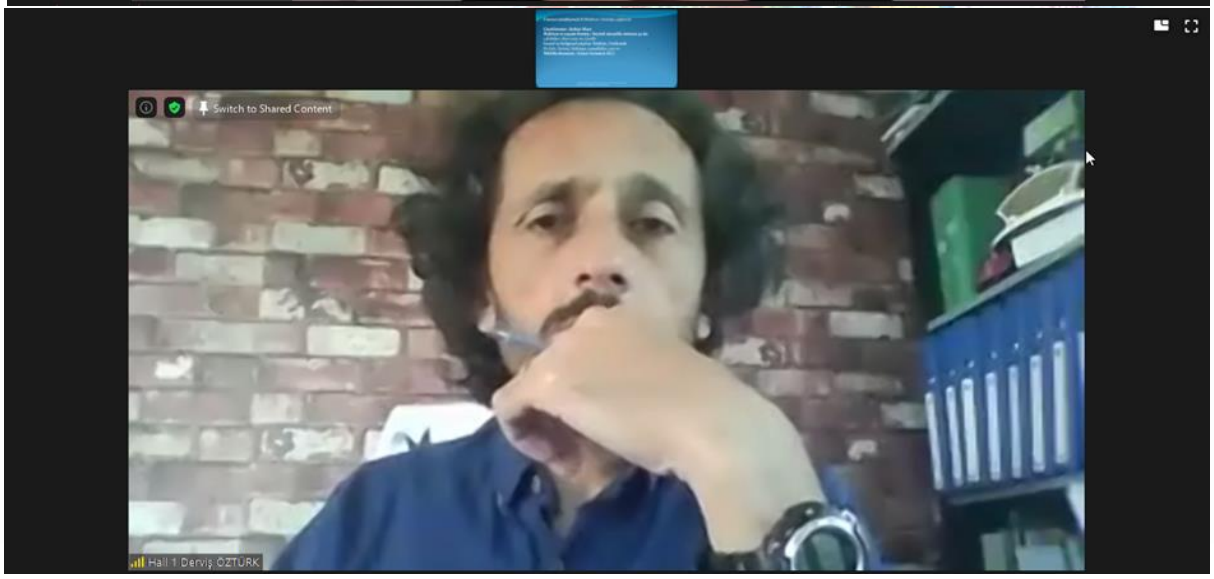

CONFERENCE GALLERY

CONFERENCE GALLERY

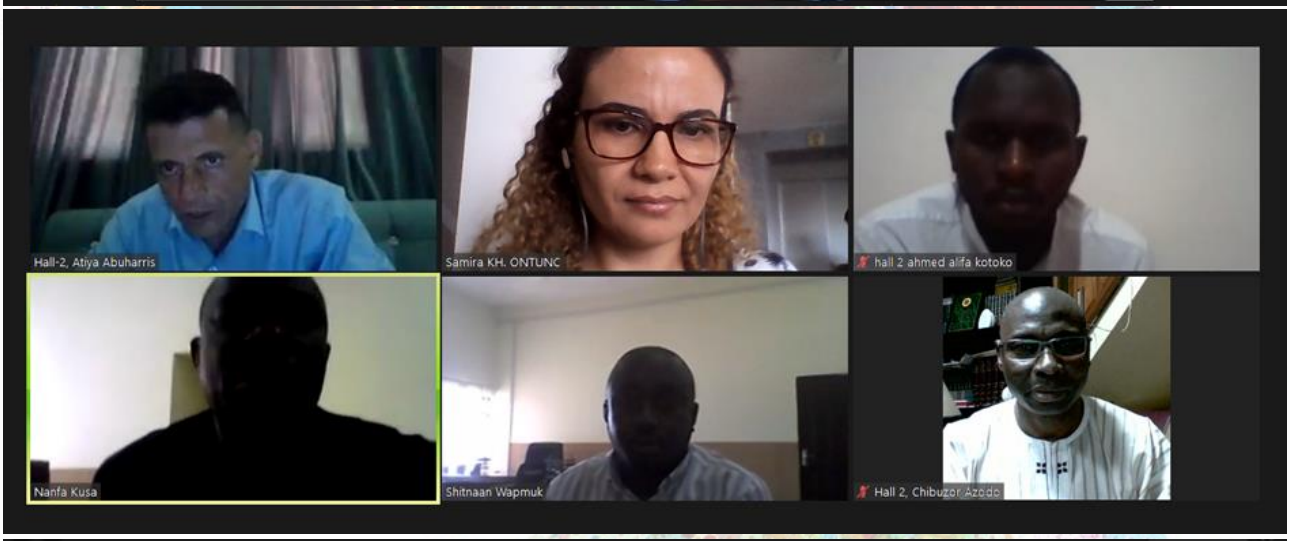

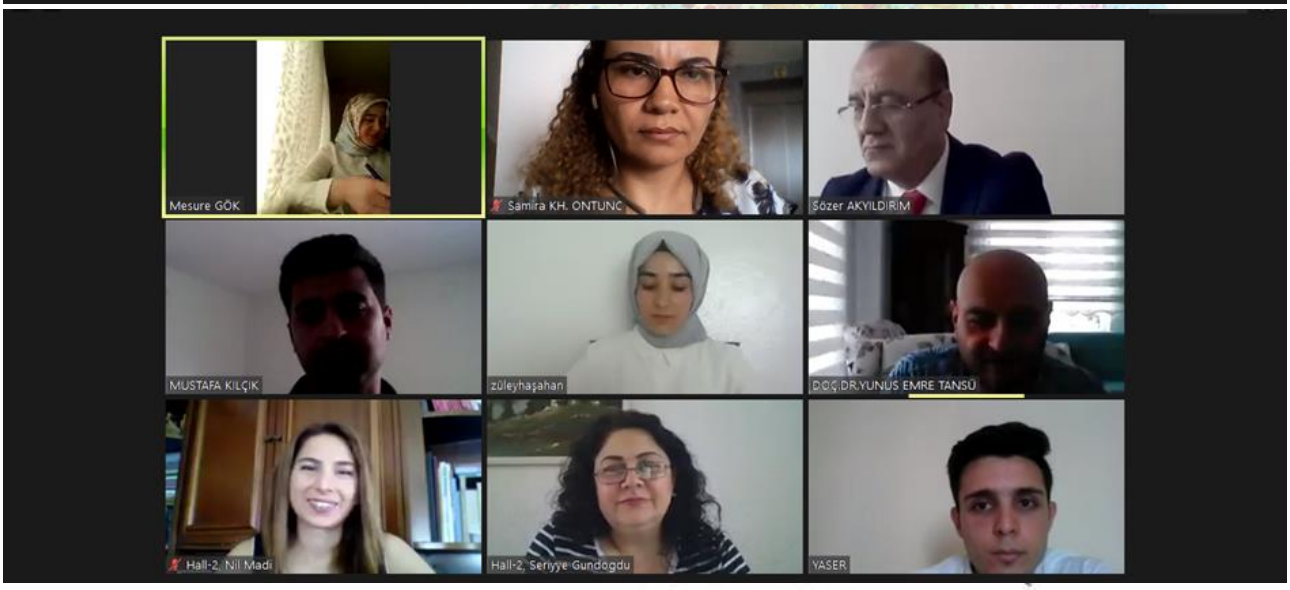

CONFERENCE GALLERY

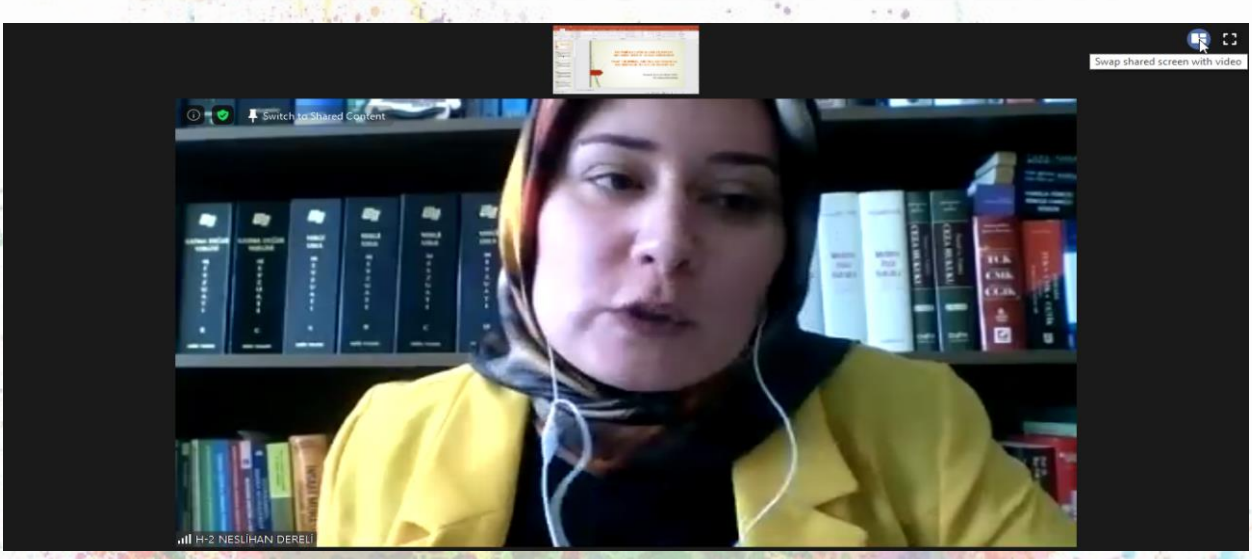

CONFERENCE GALLERY

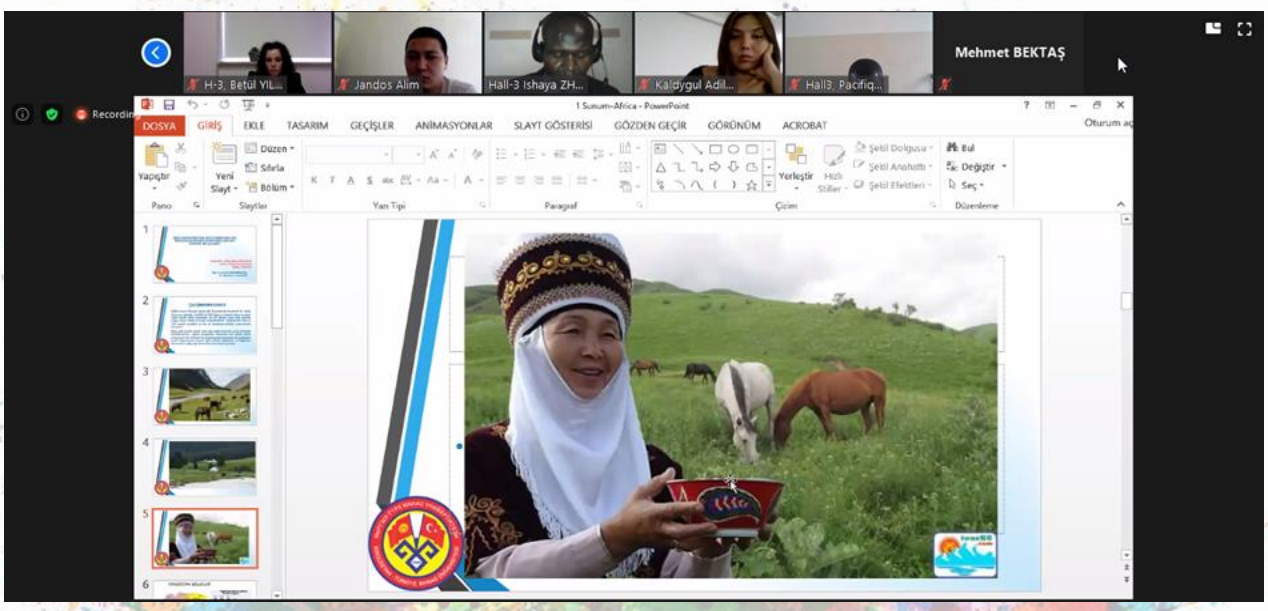

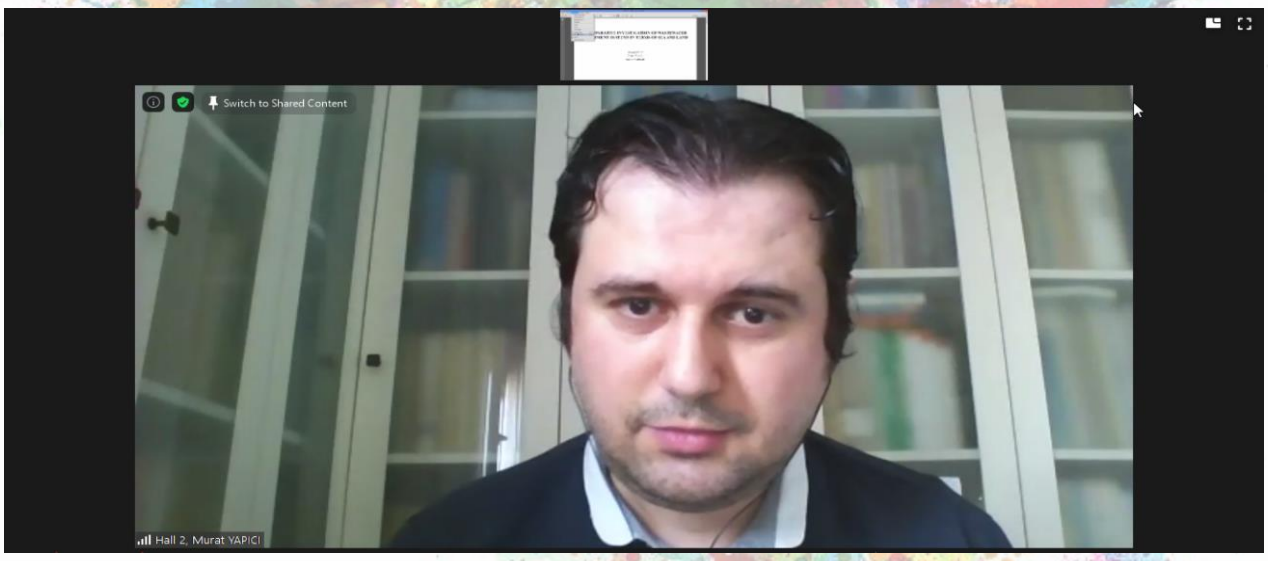

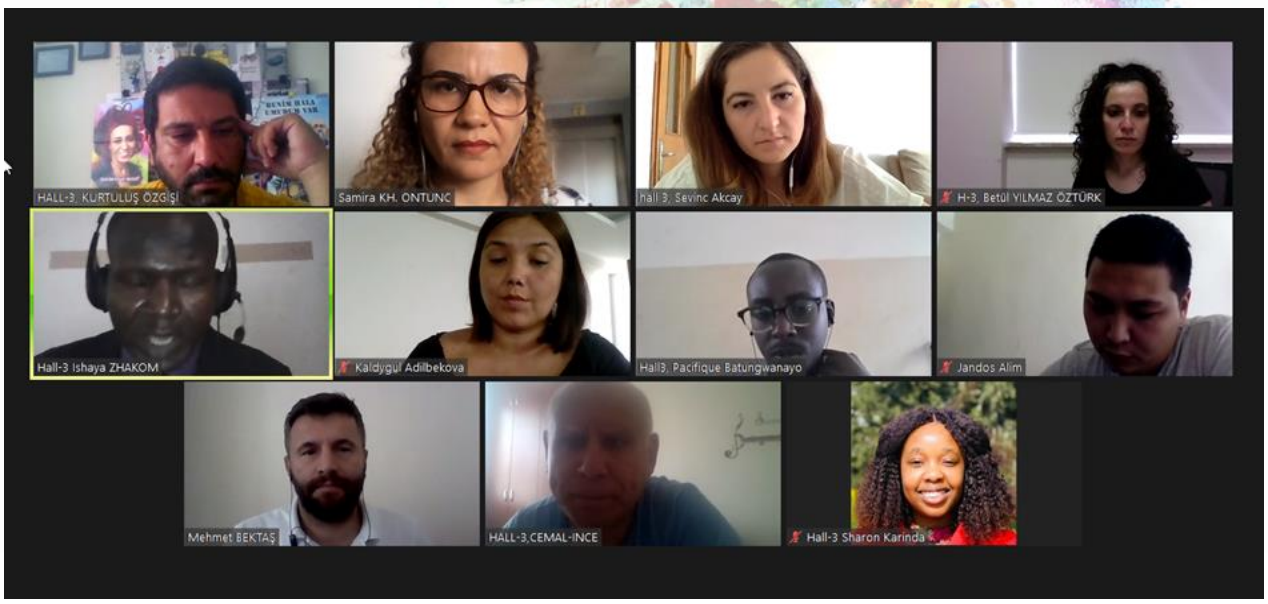

INTERNATIONAL AFRICAN CONFERENCE ON CURRENT STUDIES

INTERNATIONAL AFRICAN CONFERENCE

ON CURRENT STUDIES

July 6-7, 2020
Johannesburg, SOUTH AFRICA
Virtual Conference

Participant Countries: South Africa, Turkey, Morocco, Ghana, Nigeria, India, Saudi Arabia, Azerbaijan, Ethiopia, UAE, Kyrgyzstan, Burundi, Cyprus, Libya, Afganistan, Iran

CONGRESS PROGRAM

Online (with Video Conference) Presentation

Join Zoom Meeting:
Session 1,3:
Meeting ID: 787 585 7978
Password: 010101

OPENING
South Africa Time 07:45
Ankara Time 08:45

WELCOME SPEECH
Mustafa Latif EMEK – Head Of IKSAD

OPENING CONFERENCE
Güray ALPAR – Major General of Turkish Army, Anthropologist
WHAT DOES IT MEANS AFRICA FOR THE WORLD FROM THE ANTHROPOLOGICAL PERSPECTIVE?

IMPORTANT, PLEASE READ CAREFULLY

To be able to make a meeting online, login via https://zoom.us/join site, enter ID instead of "Meeting ID or Personal Link Name" and solidify the session.

The Zoom application is free and no need to create an account.

The Zoom application can be used without registration.

The application works on tablets, phones and PCs.

Speakers must be connected to the session **10 minutes before** the presentation time.

All congress participants can connect live and listen to all sessions.

During the session, your camera should be turned on at least %70 of session period

Moderator is responsible for the presentation and scientific discussion (question-answer) section of the session.

Points to Take into Consideration - TECHNICAL INFORMATION

Make sure your computer has a microphone and is working.

You should be able to use screen sharing feature in Zoom.

Attendance certificates will be sent in pdf format at the end of the congress.

Requests such as change of place and time will not be taken into consideration in the congress program.

Before you connect to Session:

Please write the hall number in front of your profile name.

For example: **Hall-1 Kasım Karaman**.

(Instructions given below)Thank you.

Önemli!!! Zoom programı ile giriş yaptığınızda KONGRE KAYIT ve BEKLEME salonuna girmiş olacaksınız. Oturumlara bekleme odasından yönlendirileceksiniz.

Salonlara yönlendirebilmemiz için profil isminizin önüne örnekteki gibi salon numaranızı yazmanızı rica ediyoruz. Anlayışınız için teşekkür ederiz.

Örnek: H-1 Kasım Karaman

Sunumunuzun olduğu oturum bitinceye kadar oturumu terk etmeyiniz. Oturum süresinin en az %70'inde kameranız açık olmalıdır

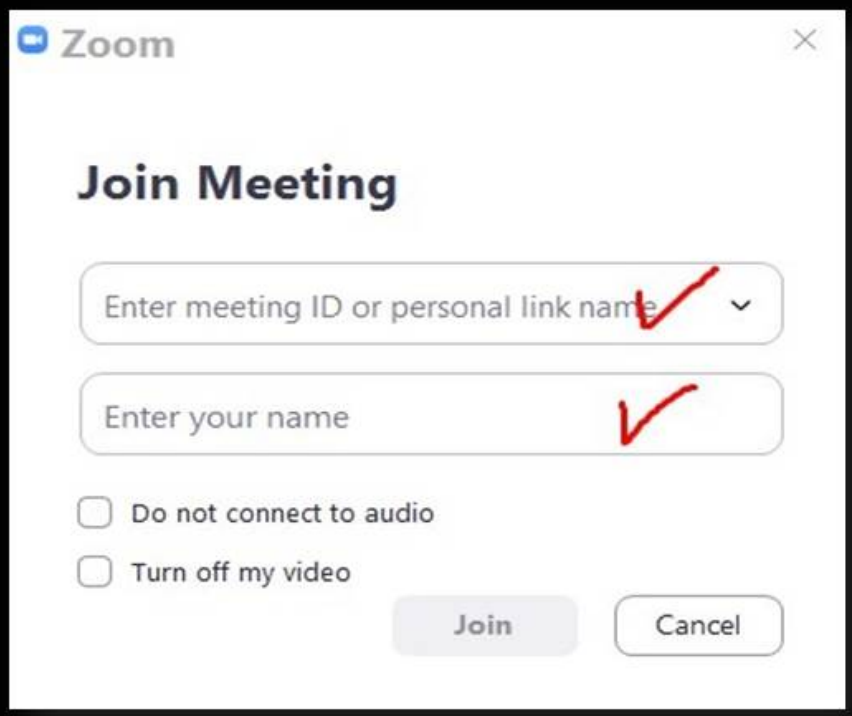
Zoom
Join Meeting
Enter meeting ID or personal link name
Enter your name
Do not connect to audio
Turn off my video
Join
Cancel

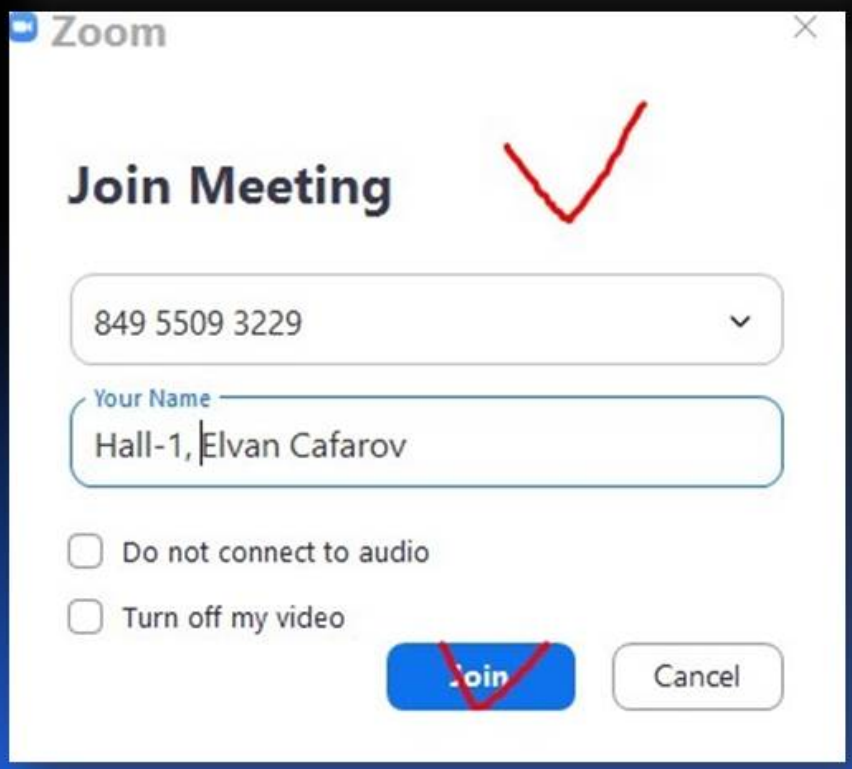
Zoom
Join Meeting
849 5509 3229
Your Name
Hall-1, Elvan Cafarov
Do not connect to audio
Turn off my video
Join
Cancel

SESSION-1, HALL-1

(All speakers required to be connected to the session 10 min before the session starts)
Moderator is responsible for ensuring the smooth running of the presentation, managing the group discussion and dynamics.

Please sign in at least 10 minutes before of your starting time, Lütfen en az 1o dk önce sisteme giriş yapınız

Meeting ID: 787 585 7978
Password: 010101

6.07.2020

Turkey's Time: 09:00 – 12:00/ South Africa's Time: 08:00 – 11:00

MODERATOR – 1. Doç. Dr. Ayşe Handan DÖKMECİ **/ 2.** Dr. Derviş ÖZTÜRK

Please sign in at least 15 minutes before of your starting time, Lütfen en az 15 dk önce sisteme giriş yapınız

Author	Presentation title
Doç. Dr. Ayşe Handan DÖKMECİ	Climate Change and OHS
Doç. Dr. Ayşe Handan DÖKMECİ	Toksikolojik Afetlerde İş Sağlığı ve Güvenliği
Asst. Prof. Tuğra AKKUŞ **Tarık Berke TEKIN**	An Example Case of Mammary Fibroepithelial Hyperplasia in Cats
Dr. Derviş ÖZTÜRK	ANALYSIS OF MORPHOLOGICAL AND POLLEN MICROMORPHOLOGY CHARACTERS OF THE Crocus antalyensis B.Mathew (IRIDACEAE)
Dr. Derviş ÖZTÜRK	INVESTIGATION OF FLOWER, SEED AND FRUIT STRUCTURE OF Helleborus orientalis Lam (RANUNCULACEAE) TAXA
Araş. Gör. Dr. Arda Selin TUNÇ	CYTOLOGY EXAMPLES FROM EPITHELIAL TUMORS IN VETERINARY MEDICINE
Sibel MUTLU **Engin YURTÇU**	An atypical presentation of HELLP syndrome; Case report
AHMET YARDIM	SKI-RELATED SPINAL TRAUMA
Emel CAKIR **Ismail SAYGIN**	***Interobserver variability of mitotic count in meningiomas***
HAMİT ÇELİK	FREQUENCY OF ANALGESIC ABUSE IN CHRONIC MIGRAINE PATIENTS
Burak ÜLKÜMEN	***PREGNANCY RHINITIS: REVIEW OF EPIDEMOLOGY AND CLINICAL CHARACTERISTICS***

SESSION-1, HALL-2

Meeting ID: 787 585 7978
Password: 010101

6.07.2020
Turkey's Time: 09:00 – 12:00/ South Africa's Time: 08:00 – 11:00
MODERATOR – 1. Dr. Hüseyin SENDİR
Please sign in at least 15 minutes before of your starting time, Lütfen en az 15 dk önce sisteme giriş yapınız

Author	Presentation title
Emine ÖZPOLAT	THE EFFECTS OF DIFFERENT TEMPERATURE-TIME APPLICATION IN FRONT COOKING ON THE SENSORY PROPERTIES OF THE SAUSAGES FROM FISH
Sita Sanele KUNENE **Hakan ÇELIK**	THE EFFECT OF CADMIUM ON THE GROWTH OF LETTUCE PLANT AND ON SOME ELEMENT AMOUNTS
Mutlu ALTINKILIC **Dr. Öğr. Üyesi Sinan BASARAN**	TILTING TORQUE GENERATION WITH ELECTROMAGNETIC AND SUPERCONDUCTING MAGNETIC BEARING FLYWHEEL SYSTEM
Levent SONGUR **Soner ÖZGEN** **Oğuzhan ORHAN**	DETERMINATION OF THERMODYNAMIC PROPERTIES OF AMINO ACIDS BY MOLECULAR DYNAMIC METHOD
Volkan ŞAHİN **Murat YAPICI** **Nurten VARDAR**	COMPARATIVE INVESTIGATION OF WASTEWATER TREATMENT SYSTEMS IN TERMS OF SEA AND LAND
Murat YAPICI **Volkan ŞAHİN** **Nurten VARDAR**	A STUDY ON THE DESIGN OF SHIP SWAGE WATER INSTALLATIONS
Didem YASIN **Kassim Ali GUINGAREY**	EVALUATION OF WATER QUALITY IN NIGER
Hüseyin SENDIR **Metehan KELEŞ**	GENERAL MINERALOGICAL PROPERTIES OF CHROMIUM MINERALIZATIONS IN DEVREKANI (KASTAMONU) REGION
Hüseyin SENDIR	Preliminary mineralogical data of arifler (Domaniç-Kütahya) manganese mineralization
Levent SONGUR **Soner ÖZGEN** **Oğuzhan ORHAN**	INVESTIGATION OF THE EFFECTS OF LOW ENERGY RADIATION ON DECA ALANINE BY MOLECULAR DYNAMIC METHOD

SESSION-1, HALL-3

Meeting ID: 787 585 7978
Password: 010101

6.07.2020
Turkey's Time: 09:00 – 12:00/ South Africa's Time: 08:00 – 11:00
MODERATOR –Ishaya Nankpak Zhakom
Please sign in at least 15 minutes before of your starting time, Lütfen en az 15 dk önce sisteme giriş yapınız

Author	Presentation title
Mehmet BEKTAŞ	Living Some Macroinvertebrates and Chemical Some Data of Erzurum Wetland (Yakutiye, Erzurum, Turkey)
Ishaya Nankpak ZHAKOM	Effect of Information and Communication Technology (ICT) in Teaching of Biology on Students' Academic Performance in SS2 in Jos North Area of Plateau State - Nigeria
Pacifique BATUNGWANAYO	SEASONAL RAINFALL CONSTRAINTS CHARACTERIZATION FOR RAIN-FED AGRICULTURE IN NORTHEASTERN BURUNDI
Dr. Sevinç AKÇAY	HERITABLE DISORDERS ASSOCIATED WITH TGFβ SIGNALING
Betül Yılmaz ÖZTÜRK **Nurbanu GÜRSOY** **İlknur DAĞ**	Green synthesis of microalgae-based gold nanoparticles with antifungal activity against pathogenic Candida species
İlknur DAĞ **Betül Yılmaz ÖZTÜRK** **Bükay Yenice GÜRSU** **Büşra ASLAN** **Elif AKSÖZ**	INVESTIGATION OF MORPHOLOGICAL AND ULTRASTRUCTURAL EFFECTS OF METFORMIN ON RAT KIDNEY TISSUES
Kurtuluş ÖZGIŞI	SPECIES DELIMITATION APPLICATIONS ON Isatis cappadocica DESV. SPECIES COMPLEX BY USING MOLECULAR AND BIOCLIMATIC DATA
Kurtuluş ÖZGIŞI	ANCESTRAL POPULATION SIZE EFFECT TO SPECIES NUMBER OF Thlaspicerasas F. K. MEYER SPECIES COMPLEX AND THEIR BIOCLIMATIC PREFERENCES
Nadira TURGANBAEVA **Cemal İNCE**	EŞEK SÜTÜNDEKİ YAĞ ASİTLERİNİN ANALİZİ: KIRGIZİSTAN KEGETİ VADİSİ EŞEK SÜTLERİ ÜZERİNE BİR ÇALIŞMA

SESSION-2, HALL-1

Meeting ID: 787 585 7978
Password: 010101

6.07.2020
Turkey's Time: 12:00 – 15:00/ South Africa's Time: 11:00 – 14:00
MODERATOR – Eleanor Alvira Hendricks
Please sign in at least 10 minutes before of your starting time, Lütfen en az 1o dk önce sisteme giriş yapınız

Author	Presentation title
Dr. Samet ZENGİNOĞLU	MOROCCO-EUROPEAN UNION RELATIONS: A PERSPECTIVE FROM 1987 UNTIL TODAY
Yeshiwork MEKONNEN **Koye KASSA** **Meseret AYALEW**	Prevalence, Causes and Consequences of Divorce in Bahir Dar City Administration, Ethiopia
Eleanor Alvira HENDRICKS	The Effects of Social Media on The Psychosocial Well-being of Youth in Selected Rural Areas of Amathole District Municipality; Eastern Cape, South Africa
Lecturer. Vildan BAYRAM	ETHICAL PROBLEMS IN SOCIAL MEDIA: A LITERATURE REVIEW
Michael ATOGU	THE EARTH DIVINITY (ANI/AJA-ANI) A CULTRAL RESOURCE AND A MORAL AGENT IN IGBO LAND (THE AJA-ANI UMUOKPU-AWKA EXAMPLE)
Khalit ADOUM ABDRAMANE	OIL AND CHANGE OF SOCIAL STRUCTURE IN N'DJAMENA
Prof. Ass. Müşerref YARDIM	Etudier en Turquie: le cas des étudiants africains
Doç. Dr. Mustafa HATIPLER **Gülden İrem KAZEL**	HUMAN RIGHTS STRUGGLE AGAINST APARTEHID IN THE SOUTH AFRICA REPUBLIC AND THE SPEECH OF THE DEMOCRACY
Dr. Hilmi TÜRKYILMAZ	THE RELIGIOUS AND SOCIAL LIFE OF MUSLIMS IN THE 19TH CENTURY SOUTH AFRICA IN THE "A TRAVELOGUE OF MY JOURNEY TO THE CAPE OF GOOD HOPE" OF OMER LUTFI EFFENDI
Doç. Dr. Mustafa HATIPLER **Gülden İrem KAZEL**	GREAT CHANGE IN FEMINISM AND WOMEN'S RIGHTS: Rwanda Example
Prof. Dr. H.Feriha AKPINARLI **Cansu TAMBAŞ**	TRADITIONAL NARROW WEAVING TECHNIQUES AND MOTIF CHARACTERISTICS IN DIFFERENT CULTURES

SESSION-2, HALL-2

Meeting ID: 787 585 7978
Password: 010101

6.07.2020
Turkey's Time: 12:00 – 15:00/ South Africa's Time: 11:00 – 14:00
MODERATOR –Atiya Thabet Abuharris
Please sign in at least 10 minutes before of your starting time, Lütfen en az 1o dk önce sisteme giriş yapınız

Author	Presentation title
AKPAN, E. Ebenezer **UMOUDO, Bassey Iniobong**	Coronavirus Disease (COVID-19): The Impact on Entrepreneur's Businesses in Akwa Ibom State
Patience OGBO	Covid-19 Pandemic lockdown and violence against female in Lagos State
Fortune ETU	COVID-19 PANDEMIC: SOCIAL MEDIA, RELIGION AND PUBLIC HEALTH INFORMATION
Ahmed Alifa KOTOKO **Yakup ARI**	AN EMPIRICAL STUDY ON TURKEY AND CEMAC TRADE RELATIONS USING GARCH VOLATILITY AND ARDL COINTEGRATION
Idowu DIYAOLU **Kehinde OJEREMI**	PROMOTING FASHION DESIGNS THROUGH CUSTOMER RELATIONSHIP MANAGEMENT PRACTICES
Chibuzor AZODO	A FINANCIAL RISK AND INVESTMENT ANALYSIS OF WASTE-TO-ENERGY FOR THE INDUSTRIAL AND COMMERCIAL CLUSTERS OF ANAMBRA STATE, NIGERIA
Neslihan DERELİ	SMART ENTERPRISES, AUDITING AND FINANCIAL ENGINEERING IN THE AGE OF INDUSTRY 4.0
EMMANUEL JAMES RAINEH **KUSA D. NANFA** **SHITNAAN E. WAPMUK**	EFFECT OF MARKETING ON PROFITABILITY OF MICRO AND SMALL ENTERPRISES: A STUDY OF MARARABA BUILDING MATERIALS MARKET, KARU LGA OF NASARAWA STATE, NIGERIA
SHITNAAN E. WAPMUK **KUSA D. NANFA** **Adoke, Omolaiye Jude**	EXAMINING TECHNOLOGY ACCEPTANCE AMONG STUDENTS OF SELECTED TERTIARY INSTITUTIONS IN PLATEAU STATE, NIGERIA
Atiya Thabet ABUHARRIS	THE ROLE OF CROSS-TRAINING IN REDUCING THE LEVEL OF LABOR TURN OVER APPLIED STUDY ON SOME HOTELS IN TRIPOLI - LIBYA
Dr. Efe OGIDIAKA	IMPACTS OF FLOOD IN THE NIGER DELTA REGION OF NIGERIA: SCIENCE AND TECHNOLOGY FOR MITIGATION
Tülay KORKUSUZ POLAT **Ramazan Baran YILDIRIM**	Making a Decision of Controlled Shrinkage with Multi Criteria Decision Making Techniques in a Manufacturing Company

SESSION-2, HALL-3

Meeting ID: 787 585 7978
Password: 010101

6.07.2020
Turkey's Time: 12:00 – 15:00/ South Africa's Time: 11:00 – 14:00
MODERATOR –Prof. Dr. Viranjay M. SRIVASTAVA

Please sign in at least 10 minutes before of your starting time, Lütfen en az 1o dk önce sisteme giriş yapınız

Author	Presentation title
Hayat AHAMAD	EDUCATION FOR CHILDREN WITH VISUAL IMPARIRMENT
Dr. Tawhida AKHTER	Culture and Literature: A Critical Analysis of The Bride Price by Buchi Emecheta
Rafindadi Ibrahim Saad	Computer-Based Test among Nigerian Students in Rural Areas, Prospects and Challenges
OLAYINKA AKINTAYO	SHAKABULAN EDUCATIONAL SYSTEM (S. E. S)
Boniface S. Akpan **Nsit Ibom L.G.A.** **Grace E. Udongwo**	ASSESSMENT OF THE IMPACT OF THE MITIGATION OF CORONAVIRUS PANDEMIC ON SCHOOL CHILDREN AGED 5 TO 12 YEARS IN NIGERIA: A COMPARATIVE ANALYSIS OF URBAN AND RURAL AREAS IN AKWA IBOM S TATE
Gulmiza SEITALIEVA	Peculiarities of Islamic Education in Kyrgyzstan
Gulshan MAHARRAMOVA	TEACHING ENGLISH THROUGH DISTANCE EDUCATION: MAIN PROBLEMS AND PERSPECTIVES
Usman Yusuf BAKO	DOES READMISSION POLICY BETWEEN EU AND NIGERIA REDUCE IRREGULAR MIGRATION?
M. El Malki	Helmholtz resonators array with a geometrical defect
Prof. Dr. Viranjay M. SRIVASTAVA	Learning for Future Education, Research, and Development Through Vision and Supervision
Yeliz Eratli ŞİRİN	SPORTS STAKEHOLDERS AND CORPORATE SOCIAL RESPONSIBILITY
Yeliz Eratli ŞİRİN	INVESTIGATION OF THE VOCATIONAL CAREER AWARENESS OF ATHLETES-STUDENTS IN THE FACULTY OF SPORT SCIENCES

SESSION-3, HALL-1

Meeting ID: 787 585 7978
Password: 010101

6.07.2020
Turkey's Time: 15:30 – 18:00/ South Africa's Time: 14:30 – 17:00
MODERATOR – 1. Akua Agyeiwaa Manieson **/ 2.** Prof. Dr. Həcər Hüseynova
Please sign in at least 10 minutes before of your starting time, Lütfen en az 1o dk önce sisteme giriş yapınız

Author	Presentation title
Akua Agyeiwaa MANIESON	NORTHROPE FRYE'S CONCEPT OF INNOCENCE AND THE AFRICAN LITERATURE: A CASE STUDY OF NGUGI WA THIONG'O'S THE RIVER BETWEEN AND A GRAIN OF WHEAT
Dr. Öğr. Üyesi Ahmet KAYA	LOVE AND SEXUALITY IN THE POETRY OF İSMET ÖZEL
Shukufa VALIYEVA	Specifics of African literary myth in the example of Wole Soyinka's works
Stephen E. KEKEGHE	MEDICAL METAPHORS, PATHOTEXUALISM AND URHOBO FOLKTALES
Əsgərzadə Lütviyyə SÜLEYMAN	HUSSEIN JAVID'S "PROPHET" IN THE CONTEXT OF ISLAMIC VALUES
Ayokunmi OJEBODE	KINGS AND WARRIORS: A PATRONYMIC NEGOTIATION OF THE ROYAL ORÍKÌ OF ALÁÀFIN OF ỌYỌ́ AND TÌMÌ OF ẸDẸ
Dr. Öğr. Üyesi Gülşah PARLAK KALKAN	THE CODES OF CULTUREL MEMORY IN DAILY LIFE: A RESEARCH ABOUT WORKPLACES IN KILIS
Dr. Farit LATYPOV	L'INFLUENCE LINGUISTIQUE ET CULTURELLE DES CIVILISATIONS ANCIENNES DU PROCHE-ORIENT ET DE LA MÉDITERRANNÉE SUR LES TRIBUS NOMADES D'AFRIQUE DE L'OUEST
Prof. Dr. Həcər HÜSEYNOVA	ƏDƏBİYYATDA LİRİK-POETİK NƏSR (Mir Cəlalın yaradıcılığında)
Aygün MEHERREMOVA	KÜRESELLEŞME KOŞULLARINDA ULUSAL DİLLER

SESSION-3, HALL-2

Meeting ID: 787 585 7978
Password: 010101

6.07.2020
Turkey's Time: 15:30 – 18:00/ South Africa's Time: 14:30 – 17:00
MODERATOR –Doç. Dr. Yunus Emre TANSÜ

Please sign in at least 10 minutes before of your starting time, Lütfen en az 1o dk önce sisteme giriş yapınız

Author	Presentation title
Doç. Dr. Yunus Emre TANSÜ **Mesure GÖK**	II. MEŞRUTİYET DÖNEMİNDE KADINLARA YÖNELİK BASIN FAALİYETLERİNİN, OSMANLI AİLE HAYATI ÜZERİNDE ETKİLERİ
Öğr. Gör. Sözer AKYILDIRIM	***19.YÜZYILDAN, 21.YÜZYILA: DAĞLIK KARABAĞ SORUNU VE HOCALI KATİLAMI ÜZERİNE BİR ÇALIŞMA***
Doç. Dr. Yunus Emre TANSÜ **Mustafa KILÇIK**	GEÇMİŞTEN GÜNÜMÜZE NOGAYLAR
Doç. Dr. Yunus Emre TANSÜ **Züleyha ŞAHAN**	TÜRKİYE SELÇUKLU MEDRESELERİNİN YAPISI VE İŞLEYİŞİ
Əli HƏSƏNOV **Həsən HƏSƏNOV**	1918-1920-ci illərdə Naxcıvan regionunun ictimai-siyasi vəziyyət
Doç Dr. Seriyye GÜNDOĞDU	Azerbaycan Basınında tarihi seyri içinde yer alan Balkan Savaşları (Şelale dergisi esasında)
Doç. Dr. Yunus Emre TANSÜ **Yaser JAMOURLI**	SURİYE'DE MANDA YÖNETİMİ VE DEVRİMİN ARKA PLANI
Doç. Dr. Yusuf ARSLAN	***WAR VICTIMS WOMEN AND SYRIAN BRIDES IN TURKEY***
Nil MADI **Sinem CANKARDAŞ** **Pınar TINAZ**	MOBBING, WORKPLACE INCIVILITY AND WORK-RELATED STALKING: COMPARISON IN CONTENT AND EFFECTS

SESSION-3, HALL-3

Meeting ID: 787 585 7978
Password: 010101

6.07.2020
Turkey's Time: 15:30 – 18:00/ South Africa's Time: 14:30 – 17:00
MODERATOR –Seda Yazgan Hadzibulic

Please sign in at least 10 minutes before of your starting time, Lütfen en az 1o dk önce sisteme giriş yapınız

Author	Presentation title
Dr. Kwabena Darko AKUAMOAH	KONKOMBA CONTEMPORARY "TRADITIONALIZATION" OF POWER IN MODERN TIMES AND THE DEVELOPMENT OF CHIEFTAINCY
Elvis .O. OGENYI	Objectivity in Newspapers Coverage of Farmer-Herder Conflicts in Nigeria
Nyor Gabriel AZA	BIAFRA'S STRUGGLE FOR SECESSION AND SELF-DETERMINATION: THE CONNECTION OF THE MISPLACED HISTORICAL NARRATIVES
Sharon KARINDA	The Precariat: Responses of working international students in the food/catering industry in the Turkish Republic of Northern Cyprus
Idris AMINU **Asst. Prof. Assel TUTUMLU**	THE NIGERIA-NIGER REPUBLIC BORDER POROSITY AND INSECURITY: AN EXPLORATION OF A NEW MODEL IN THE MANAGEMENT OF TRANS-BORDER ARMS TRAFFICKING
Joseph Chinedu OFOBUIKE	THE RELEVANCE OF CULTURAL IDENTITY TO PHILOSOPHY OF EDUCATION AND ITS IMPLICATIONS FOR AFRICAN DEVELOPMENT
Abayomi AWELEWA	Emergent Nigerian Fiction: Politics of Sexuality and the Recurring Queer Question
Seda Yazgan HADZIBULIC	Understanding the Role of Women as Peacebuilders in Divided, Genocide Experinced Societies: The Rwanda Case
Prof. Dr. Nuran Kara PILEHVARIAN **Ahmet Cemal DAĞ**	AN OTTOMAN ISLAND in RED SEA: SUAKİN

SESSION-3, HALL-4

Meeting ID: 787 585 7978
Password: 010101

6.07.2020
Turkey's Time: 16:00 – 18:00/ South Africa's Time: 15:00 – 17:00
MODERATOR – Dr. Burcu KORKUT

Please sign in at least 10 minutes before of your starting time, Lütfen en az 1o dk önce sisteme giriş yapınız

Author	Presentation title
Öğr. Gör. Mustafa ALTINTAŞ Öğr. Gör. Burcu ALTINTAŞ	*The Relationship Between Workaholism and Work Family Conflict: A Research in the Aviation Industry*
Arş. Gör. Osman Kağan ERGÜR	*TAXATION AUTHORITY IN THE FRAMEWORK OF INTERNATIONAL LAW PRINCIPLES*
Prof. Dr. Edip ÖRÜCÜ Itır HASIRCI	*İŞE TUTKUNLUK VE ÖRGÜTSEL VATANDAŞLIK DAVRANIŞI İLİŞKİSİ: BANDIRMA İLÇESİ'NDE BULUNAN BANKALAR ARASINDA BİR ALAN ARAŞTIRMASI*
Dr. Öğr. Üyesi Nergiz SEVINÇ Uzm. Dr. Burcu KORKUT	*NİKOTİN BAĞIMLILIK DÜZEYLERİ İLE SOSYO-DEMOGRAFİK ÖZELLİKLER ARASINDAKİ İLİŞKİ*
Özge Tuçe GÖKALP	*THE EFFECTS OF COVID-19 PANDEMIC ON CONTRACTS*
Gülüzar TUNA KELEŞTEMUR	*Dünyada ve Türkiye'de Corona Virüs Salgınının Balıkçılık Sektörüne Etkileri*
Özge Tuçe GÖKALP	*AN OVERVIEW ON THE CONCEPT OF JEWELRY*

SESSION-3, HALL-5

Meeting ID: 787 585 7978
Password: 010101

6.07.2020
Turkey's Time: 16:00 – 18:00/ South Africa's Time: 15:00 – 17:00
MODERATOR – Ata NOORİ

Please sign in at least 10 minutes before of your starting time, Lütfen en az 1o dk önce sisteme giriş yapınız

Author	Presentation title
Kamal Aliazada	***Translation Difficulties Due to the Structure of the Arabic Language***
Abdullah Roya	***Understanding of Hadiths with Hadiths***
Mubashir Dosti	***Somalia - Kenya Sea Border Dispute***
Ata Noori	***The Cold War: American Grand Strategy, Johnson Doctrine and Cyprus***
Isa Ahadi	***The Effects of New Security Approaches on Defense Expenses***
Jan Kaman	***Defense Management Technologies Applications from Mercenaries to Private Military Companies***
Bashir Siyam	***Human Trafficking in the Context of International Relations and International Migration Law***
Ali Dadfar	***Shanghai Cooperation Organization: Seeking a Balance Between Interests / Priorities and Regional Cooperation***

-CONTENTS-

CLIMATE CHANGE AND OCCUPATIONAL HEALTH AND SAFETY (OHS) AYŞE HANDAN DÖKMECİ	**1**
OCCUPATIONAL HEALTH AND SAFETY IN TOXICOLOGICAL DISASTERS AYŞE HANDAN DÖKMECİ	**9**
AN EXAMPLE CASE OF MAMMARY FIBROEPITHELIAL HYPERPLASIA IN CATS TUĞRA AKKUŞ TARIK BERKE TEKİN	**14**
INVESTIGATION OF FLOWER, SEED AND FRUIT STRUCTURE OF HELLEBORUS ORIENTALIS LAM (RANUNCULACEAE) TAXA DERVİŞ ÖZTÜRK	**20**
ANALYSIS OF MORPHOLOGICAL, ANATOMICAL AND POLLEN MICROMORPHOLOGY CHARACTERS OF THE CROCUS ANTALYENSİS B.MATHEW (IRIDACEAE) DERVİŞ ÖZTÜRK	**22**
CYTOLOGY EXAMPLES FROM EPITHELIAL TUMORS IN VETERINARY MEDICINE ARDA SELİN TUNÇ	**24**
AN ATYPICAL PRESENTATION OF HELLP SYNDROME; CASE REPORT SİBEL MUTLU ENGİN YURTÇU	**25**
SKI-RELATED SPINAL TRAUMA AHMET YARDIM	**26**
INTEROBSERVER VARIABILITY OF MITOTIC COUNT IN MENINGIOMAS EMEL CAKIR EMEL CAKIR	**31**
FREQUENCY OF ANALGESIC ABUSE IN CHRONIC MIGRAINE PATIENTS HAMİT ÇELİK	**32**
PREGNANCY RHINITIS: REVIEW OF EPIDEMIOLOGY AND CLINICAL CHARACTERISTICS BURAK ÜLKÜMEN	**35**
ÖN PİŞİRME DE FARKLI SICAKLIK - SÜRE UYGULAMALARININ BALIK ETİNDEN ÜRETİLEN SOSİSLERİN DUYUSAL ÖZELLİKLERİ ÜZERİNE ETKİLERİ EMİNE ÖZPOLAT	**41**
THE EFFECT OF CADMIUM ON THE GROWTH OF LETTUCE PLANT AND ON SOME ELEMENT AMOUNTS SİTA SANELE KUNENE HAKAN ÇELİK	**47**
TILTING TORQUE GENERATION WITH ELECTROMAGNATIC AND SUPERCONDUCTING MAGNETIC BEARING FLYWHEEL SYSTEM MUTLU ALTINKILIÇ SİNAN BAŞARAN	**59**
DETERMINATION OF THERMODYNAMIC PROPERTIES OF AMINO ACIDS BY MOLECULAR DYNAMIC METHOD	**66**

-CONTENTS-

LEVENT SONGUR SONER ÖZGEN OĞUZHAN ORHAN	
INVESTIGATION OF THE EFFECTS OF LOW ENERGY RADIATION ON DECA ALANINE BY MOLECULAR DYNAMIC METHOD	**67**
LEVENT SONGUR SONER ÖZGEN OĞUZHAN ORHAN	
ATIKSU ARITMA SİSTEMLERİNİN DENİZ VE KARA PERSPEKTİFİNDE KARŞILAŞTIRMALI İNCELEMESİ	**83**
VOLKAN ŞAHİN MURAT YAPICI NURTEN VARDAR	
GEMİ PİS SU TESİSATLARININ DİZAYNI ÜZERİNE BİR ÇALIŞMA	**94**
MURAT YAPICI VOLKAN ŞAHİN NURTEN VARDAR	
EVALUATION OF WATER QUALITY IN NIGER	**104**
DİDEM YASİN KASSİM ALİ GUİNGAREY	
GENERAL MINERALOGICAL PROPERTIES OF CHROMIUM MINERALIZATIONS IN DEVREKANI (KASTAMONU) REGION	**105**
HÜSEYİN SENDİR METEHAN KELEŞ	
PRELIMINARY MINERALOGICAL DATA OF ARIFLER (DOMANIÇ-KÜTAHYA) MANGANESE MINERALIZATION	**106**
HÜSEYİN SENDİR	
LIVING SOME MACROINVERTEBRATES AND CHEMICAL SOME DATA OF ERZURUM WETLAND (YAKUTIYE, ERZURUM, TURKEY)	**107**
MEHMET BEKTAŞ	
EFFECT OF INFORMATION AND COMMUNICATION TECHNOLOGY (ICT) IN TEACHING OF BIOLOGY ON STUDENTS' ACADEMIC PERFORMANCE İN SS2 İN JOS NORTH AREA OF PLATEAU STATE - NIGERIA	**109**
ZHAKOM, ISHAYA NANKPAK	
SEASONAL RAINFALL CONSTRAINTS CHARACTERIZATION FOR RAIN-FED AGRICULTURE IN NORTHEASTERN BURUNDI	**118**
PACİFİQUE BATUNGWANAYO	
HERITABLE DISORDERS ASSOCIATED WITH TGFB SIGNALING	**119**
SEVİNÇ AKÇAY	
GREEN SYNTHESIS OF MICROALGAE-BASED GOLD NANOPARTICLES WITH ANTIFUNGAL ACTIVITY AGAINST PATHOGENIC CANDIDA SPECIES	**120**
BETÜL YILMAZ ÖZTÜRK NURBANU GÜRSOY İLKNUR DAĞ	
INVESTIGATION OF MORPHOLOGICAL AND ULTRASTRUCTURAL EFFECTS OF METFORMIN ON RAT KIDNEY TISSUES	**122**

-CONTENTS-

İLKNUR DAĞ BETÜL YILMAZ ÖZTÜRK BÜKAY YENİCE GÜRSU BÜŞRA ASLAN ELİF AKSÖZ	
SPECIES DELIMITATION APPLICATIONS ON ISATIS CAPPADOCICA DESV. SPECIES COMPLEX BY USING MOLECULAR AND BIOCLIMATIC DATA	**124**
KURTULUŞ ÖZGİŞİ	
ANCESTRAL POPULATION SIZE EFFECT TO SPECIES NUMBER OF THLASPİCERASAS F. K. MEYER SPECIES COMPLEX AND THEIR BIOCLIMATIC PREFERENCES	**125**
KURTULUŞ ÖZGİŞİ	
EŞEK SÜTÜNDEKİ YAĞ ASİTLERİNİN ANALİZİ: KIRGIZİSTAN KEGETİ VADİSİ EŞEK SÜTLERİ ÜZERİNE BİR ÇALIŞMA	**126**
NADİRA TURGANBAEVA CEMAL İNCE	
MOROCCO-EUROPEAN UNION RELATIONS: A PERSPECTIVE FROM 1987 UNTIL TODAY	**129**
SAMET ZENGİNOĞLU	
PREVALENCE, CAUSES AND CONSEQUENCES OF DİVORCE İN BAHİR DAR CİTY ADMİNİSTRATİON, ETHİOPİA	**131**
YESHİWORK MEKONNEN KOYE KASSA MESERET AYALEW	
THE EFFECTS OF SOCIAL MEDIA ON THE PSYCHOSOCIAL WELL-BEING OF YOUTH IN SELECTED RURAL AREAS ACROSS THE EASTERN CAPE, SOUTH AFRICA	**132**
ELEANOR ALVİRA HENDRİCKS	
SOSYAL MEDYADA ETİK SORUNLAR: BİR LİTERATÜR TARAMASI	**143**
VİLDAN BAYRAM	
THE EARTH DIVINITY (ANI/AJA-ANI) A CULTRAL RESOURCE AND A MORAL AGENT IN IGBO LAND (THE AJA-ANI UMUOKPU-AWKA EXAMPLE)	**160**
MİCHAEL ATOGU	
LE PETROLE ET LA MODIFICATION DES STRUCTURES SOCIALES DE LA VILLE DE N'DJAMENA	**161**
KHALİT ADOUM ABDRAMANE FERHAT TEKİN	
ETUDIER EN TURQUIE: LE CAS DES ETUDIANTS AFRICAINS	**162**
MÜŞERREF YARDIM	
GÜNEY AFRİKA CUMHURİYETİ'NDE APARTEHİD'E KARŞI VERİLEN İNSAN HAKLARI VE DEMOKRASİ MÜCADELESİNİN SERENCAMI	**163**
MUSTAFA HATİPLER GÜLDEN İREM KAZEL	
FEMİNİZM VE KADIN HAKLARI ALANINDA BÜYÜK DEĞİŞİM: RUANDA ÖRNEĞİ	**183**

-CONTENTS-

MUSTAFA HATİPLER GÜLDEN İREM KAZEL	
ÖMER LÜTFİ EFENDİ'NİN "ÜMİT BURNU SEYAHATNAMESİ"NDE 19. YÜZYIL GÜNEY AFRİKA'SINDA MÜSLÜMANLARIN DİNİ VE SOSYAL HAYAT	**211**
HİLMİ TÜRKYILMAZ	
FARKLI KÜLTÜRLERDE GELENEKSEL DAR DOKUMA TEKNİKLERİ VE MOTİF ÖZELLİKLERİ	**213**
H.FERİHA AKPINARLI	
CORONAVIRUS DISEASE (COVID-19): THE IMPACT ON ENTREPRENEUR'S BUSINESSES IN AKWA IBOM STATE	**241**
AKPAN, E. EBENEZER UMOUDO, BASSEY INIOBONG	
COVID-19 PANDEMIC LOCKDOWN AND VIOLENCE AGAINST FEMALE IN LAGOS STATE	**255**
PATİENCE OGBO	
COVID-19 PANDEMIC: SOCIAL MEDIA, RELIGION AND PUBLIC HEALTH INFORMATION	**257**
FORTUNE ETU	
AN EMPIRICAL STUDY ON TURKEY AND CEMAC TRADE RELATIONS USING GARCH VOLATILITY AND ARDL COINTEGRATION	**270**
AHMED ALİFA KOTOKO YAKUP ARI	
ROMOTING FASHION DESIGNS THROUGH CUSTOMER RELATIONSHIP MANAGEMENT PRACTICES	**283**
IDOWU DİYAOLU KEHİNDE OLADELE	
A FINANCIAL RISK AND INVESTMENT ANALYSIS OF WASTE-TO-ENERGY FOR THE INDUSTRIAL AND COMMERCIAL CLUSTERS OF ANAMBRA STATE, NIGERIA.	**292**
CHİBUZOR AZODO	
ENDÜSTRİ 4.0. ÇAĞINDA AKILLI İŞLETMELER, MUHASEBE DENETİMİ VE MALİ MÜHENDİSLİK	**293**
NESLİHAN DERELİ	
EXAMINING TECHNOLOGY ACCEPTANCE AMONG STUDENTS OF SELECTED TERTIARY INSTITUTIONS IN PLATEAU STATE, NIGERIA	**295**
WAPMUK, SHİTNAAN EMMANUEL KUSA D. NANFA ADOKE, OMOLAİYE JUDE	
EFFECT OF MARKETING ON PROFITABILITY OF MICRO AND SMALL ENTERPRISES: A STUDY OF MARARABA BUILDING MATERIALS MARKET, KARU LGA OF NASARAWA STATE, NIGERIA	**322**
EMMANUEL JAMES RAINEH KUSA D. NANFA SHITNAAN E. WAPMUK	
THE ROLE OF CROSS-TRAINING IN REDUCING THE LEVEL OF LABOR TURN OVER APPLIED STUDY ON SOME HOTELS IN TRIPOLI - LIBYA	**343**
ATİYA THABET ABUHARRİS	

-CONTENTS-

IMPACTS OF FLOOD IN THE NIGER DELTA REGION OF NIGERIA: SCIENCE AND TECHNOLOGY FOR MITIGATION OGİDİAKA EFE	**355**
BİR İMALAT FİRMASINDA ÇOK KRİTERLİ KARAR VERME TEKNİKLERİ İLE KONTROLLÜ KÜÇÜLME KARARININ VERİLMESİ TÜLAY KORKUSUZ POLAT RAMAZAN BARAN YILDIRIM	**356**
EDUCATION FOR CHILDREN WITH VISUAL IMPARIRMENT HAYAT AHAMAD	**368**
CULTURE AND LITERATURE: A CRITICAL ANALYSIS OF THE BRIDE PRICE BY BUCHI EMECHETA TAWHIDA AKHTER	**369**
COMPUTER-BASED TEST AMONG NIGERIAN STUDENTS IN RURAL AREAS, PROSPECTS AND CHALLENGES RAFINDADI IBRAHIM SAAD	**370**
SHAKABULAN EDUCATIONAL SYSTEM (S. E. S) OLAYINKA AKINTAYO	**371**
ASSESSMENT OF THE IMPACT OF THE MITIGATION OF CORONAVIRUS PANDEMIC ON SCHOOL CHILDREN AGED 5 TO 12 YEARS IN NIGERIA: A COMPARATIVE ANALYSIS OF URBAN AND RURAL AREAS IN AKWA IBOM S TATE. BONİFACE S. AKPAN GRACE E. UDONGWO	**385**
PECULIARITIES OF ISLAMIC EDUCATION IN KYRGYZSTAN GULMIZA SEITALIEVA	**386**
TEACHING ENGLISH THROUGH DISTANCE EDUCATION: MAIN PROBLEMS AND PERSPECTIVES GULSHAN MAHARRAMOVA	**396**
DOES READMISSION POLICY BETWEEN EU AND NIGERIA REDUCE IRREGULAR MIGRATION? USMAN YUSUF BAKO	**405**
HELMHOLTZ RESONATORS ARRAY WITH A GEOMETRICAL DEFECT M. EL MALKİ	**406**
LEARNING FOR FUTURE EDUCATION, RESEARCH, AND DEVELOPMENT THROUGH VISION AND SUPERVISION VİRANJAY M. SRİVASTAVA	**407**
SPORTS STAKEHOLDERS AND CORPORATE SOCIAL RESPONSIBILITY YELİZ ERATLI ŞİRİN	**410**
INVESTIGATION OF THE VOCATIONAL CAREER AWARENESS OF ATHLETES-STUDENTS IN THE FACULTY OF SPORT SCIENCES YELİZ ERATLI ŞİRİN	**420**
NORTHROPE FRYE'S CONCEPT OF INNOCENCE AND THE AFRICAN LITERATURE: A CASE STUDY OF NGUGI WA THIONG'O'S THE RIVER BETWEEN AND A GRAIN OF WHEAT AKUA AGYEİWAA MANIESON	**429**
İSMET ÖZEL'İN ŞİİRLERİNDE AŞK VE CİNSELLİK AHMET KAYA	**430**

-CONTENTS-

SPECIFICS OF AFRICAN LITERARY MYTH İN THE EXAMPLE OF WOLE SOYINKA'S WORKS SHUKUFA VALIYEVA	**433**
MEDICAL METAPHORS, PATHOTEXUALISM AND URHOBO FOLKTALES STEPHEN E. KEKEGHE	**434**
HÜSEYN CAVİDİN "PEYĞƏMBƏR"ƏSƏRİ İSLAMİ DƏYƏRLƏR KONTEKSTİNDƏ ƏSGƏRZADƏ LÜTVİYYƏ SÜLEYMAN	**442**
KINGS AND WARRIORS: A PATRONYMIC NEGOTIATION OF THE ROYAL ORÍKÌ OF ALÁÀFIN OF ỌYỌ́ AND TÌMÌ OF ẸDẸ AYOKUNMI OJEBODE	**444**
KÜLTÜREL BELLEĞİN GÜNLÜK YAŞANTIDAKİ KODLARI: KİLİS'TEKİ İŞ YERİ ADLARI ÜZERİNE BİR İNCELEME GÜLŞAH PARLAK KALKAN	**445**
L'INFLUENCE LINGUISTIQUE ET CULTURELLE DES CIVILISATIONS ANCIENNES DU PROCHE-ORIENT ET DE LA MÉDITERRANNÉE SUR LES TRIBUS NOMADES D'AFRIQUE DE L'OUEST FARİT LATYPOV	**447**
LYRIC-POETIC PROSE IN LITERATURE (IN THE WORKS OF MIR JALAL) HAJAR HUSEYNOVA	**449**
NATIONAL LANGUAGES IN THE CONTEXT OF GLOBALIZATION AYGUN MAHARRAMOVA	**456**
II. MEŞRUTİYET DÖNEMİNDE KADINLARA YÖNELİK BASIN FAALİYETLERİNİN, OSMANLI AİLE HAYATI ÜZERİNDE ETKİLERİ YUNUS EMRE TANSÜ MESURE GÖK	**463**
GEÇMİŞTEN GÜNÜMÜZE NOGAYLAR YUNUS EMRE TANSÜ MUSTAFA KILÇIK	**465**
SURİYE'DE MANDA YÖNETİMİ VE DEVRİMİN ARKA PLANI YUNUS EMRE TANSÜ YASER JAMOURLI	**467**
TÜRKİYE SELÇUKLU MEDRESELERİNİN YAPISI VE İŞLEYİŞİ YUNUS EMRE TANSÜ ZÜLEYHA ŞAHAN	**469**
19.YÜZYILDAN,21. YÜZYILA: DAĞLIK KARABAĞ SORUNU VE HOCALI KATİLAMI ÜZERİNE BİR ÇALIŞMA SÖZER AKYILDIRIM	**471**
1918-1920-Cİ İLLƏRDƏ NAXCIVAN REGİONUNUN İCTİMAİ-SİYASİ VƏZİYYƏT ƏLİ HƏSƏNOV HƏSƏN HƏSƏNOV TARİXÇİ	**473**
AZERBAYCAN BASININDA TARİHİ SEYRİ İÇİNDE YER ALAN BALKAN SAVAŞLARI (ŞELALE DERGİSİ ESASINDA) SERİYYE GÜNDOĞDU	**484**
SAVAŞ MAĞDURU KADINLAR VE TÜRKİYE'DE SURİYE'Lİ GELİNLER YUSUF ARSLAN	**486**

-CONTENTS-

MOBBING, WORKPLACE INCIVILITY AND WORK-RELATED STALKING: COMPARISON IN CONTENT AND EFFECTS NİL MADİ SİNEM CANKARDAŞ PINAR TINAZ1	**487**
KONKOMBA CONTEMPORARY "TRADITIONALIZATION" OF POWER IN MODERN TIMES AND THE DEVELOPMENT OF CHIEFTAINCY KWABENA DARKO AKUAMOAH	**488**
OBJECTIVITY IN NEWSPAPERS COVERAGE OF FARMER-HERDER CONFLICTS IN NIGERIA OGENYI, ELVIS .O.	**489**
BIAFRA'S STRUGGLE FOR SECESSION AND SELF-DETERMINATION: THE CONNECTION OF THE MISPLACED HISTORICAL NARRATIVES NYOR GABRİEL AZA	**503**
THE PRECARIAT: RESPONSES OF WORKING INTERNATIONAL STUDENTS IN THE FOOD/CATERING INDUSTRY IN THE TURKISH REPUBLIC OF NORTHERN CYPRUS SHARON NYARAİ KARİNDA	**504**
THE NIGERIA-NIGER REPUBLIC BORDER POROSITY AND INSECURITY: AN EXPLORATION OF A NEW MODEL IN THE MANAGEMENT OF TRANS-BORDER ARMS TRAFFICKING IDRİS AMİNU ASSEL TUTUMLU	**505**
THE RELEVANCE OF CULTURAL IDENTITY TO PHILOSOPHY OF EDUCATION AND ITS IMPLICATIONS FOR AFRICAN DEVELOPMENT JOSEPH CHİNEDU OFOBUİKE	**506**
EMERGENT NIGERIAN FICTION: POLITICS OF SEXUALITY AND THE RECURRING QUEER QUESTION ABAYOMI AWELEWA	**515**
'' UNDERSTANDING THE ROLE OF WOMEN AS PEACEBUILDERS IN DIVIDED, GENOCIDE EXPERINCED SOCIETIES: THE RWANDA CASE " SEDA YAZGAN HADZIBULIC	**516**
KIZILDENİZ'DE BİR OSMANLI ADASI: SEVAKİN NURAN KARA PİLEHVARİAN AHMET CEMAL DAĞ	**517**
ULUSLARARASI HUKUK İLKELERİ ÇERÇEVESİNDE VERGİLENDİRME YETKİSİ OSMAN KAĞAN ERGÜR	**526**
İŞE TUTKUNLUK VE ÖRGÜTSEL VATANDAŞLIK DAVRANIŞI İLİŞKİSİ: BANDIRMA İLÇESİ'NDE BULUNAN BANKALAR ARASINDA BİR ALAN ARAŞTIRMASI EDİP ÖRÜCÜ ITIR HASIRCI	**528**
NİKOTİN BAĞIMLILIK DÜZEYLERİ İLE SOSYO-DEMOGRAFİK ÖZELLİKLER ARASINDAKİ İLİŞKİ NERGİZ SEVİNÇ BURCU KORKUT	**538**
THE EFFECTS OF COVID-19 PANDEMIC ON CONTRACTS	**541**

-CONTENTS-

ÖZGE TUÇE GÖKALP	
AN OVERVIEW ON THE CONCEPT OF JEWELRY	**543**
ÖZGE TUÇE GÖKALP	
DÜNYADA VE TÜRKİYE'DE CORONA VİRÜS SALGININININ BALIKÇILIK SEKTÖRÜNE ETKİLERİ	**545**
GÜLÜZAR TUNA KELEŞTEMUR	
İŞKOLIKLIK ILE İŞ AILE ÇATIŞMASI ARASINDAKI İLIŞKI: HAVACILIK SEKTÖRÜNDE BIR ARAŞTIRMA	**549**
MUSTAFA ALTINTAŞ BURCU ALTINTAŞ	
TRANSLATION DIFFICULTIES DUE TO THE STRUCTURE OF THE ARABIC LANGUAGE	**551**
KAMAL ALIAZADA	
UNDERSTANDING OF HADITHS WITH HADITHS	**552**
ABDULLAH ROYA	
SOMALIA - KENYA SEA BORDER DISPUTE	**553**
MUBASHIR DOSTI	
THE COLD WAR: AMERICAN GRAND STRATEGY, JOHNSON DOCTRINE AND CYPRUS	**554**
ATA NOORI	
THE EFFECTS OF NEW SECURITY APPROACHES ON DEFENSE EXPENSES	**555**
ISA AHADI	
DEFENSE MANAGEMENT TECHNOLOGIES APPLICATIONS FROM MERCENARIES TO PRIVATE MILITARY COMPANIES	**556**
JAN KAMAN	
HUMAN TRAFFICKING IN THE CONTEXT OF INTERNATIONAL RELATIONS AND INTERNATIONAL MIGRATION LAW	**557**
BASHIR SIYAM	
SHANGHAI COOPERATION ORGANIZATION: SEEKING A BALANCE BETWEEN INTERESTS / PRIORITIES AND REGIONAL COOPERATION	**558**
ALI DADFAR	

CLIMATE CHANGE AND OCCUPATIONAL HEALTH AND SAFETY (OHS)

Assoc. Prof. Dr. Ayşe Handan DÖKMECİ
Tekirdağ Namık Kemal University
https://orcid.org/0000-0002-4439-4422

Abstract
The Earth has begun to heat up in response to rising greenhouse gas levels. Evidence that can be seen in ice cores, tree rings, ocean sediments, coral reefs and sedimentary rock layers from Greenland, Antarctica and tropical mountain glaciers shows how the Earth's climate responds to changes in greenhouse gas levels. Although the effects of climate change are generally evaluated in terms of the effects on the environment and the general population, changes in the climate ecosystem directly and indirectly affect employees. Issues such as potential hazards (heat waves, greenhouse gases, ultraviolet radiation, extreme weather events and infectious vector-borne and zoonotic diseases), target audience, epidemiological surveillance and development of adaptation measures that may have direct or indirect effects on occupational safety and health (OSH) are of great importance in assessing the effects of climate change in the field of OHS. There is very little research on this subject. The overall aim of the study is to provide an overview of the negative effects of climate change on occupational health and safety.

Keywords: Climate change, Potential hazards, OHS, Employee health

Introduction
In the last 50 years natural disasters have been experienced on mega-scales as a result of climate change and this has led to negative effects on the environment and humans. In 2018, earthquakes caused most loss of life among natural disasters. Additionally, deadly disasterss caused by monsoon rains (floods, storms, tropical cyclones and landslides) were in second place.

In 2018, according to EM-DAT (International Disaster Database) data, 11,804 deaths were recorded in 315 climatic and geophysical disaster events and affected more than 68 million people in the world in general (Figure 1).

Figure 1. Natural disaster events, deaths, numbers affected and damage costs for the world in 2018 [1]

Globally while Indonesia recorded half of the total death rate due to disasters experienced in 2018, India was the country with highest numbers of people individually affected by these disasters. Generally, floods have affected more people than all other natural disaster types in the 21st century, including 2018 (Figure 2) [1].

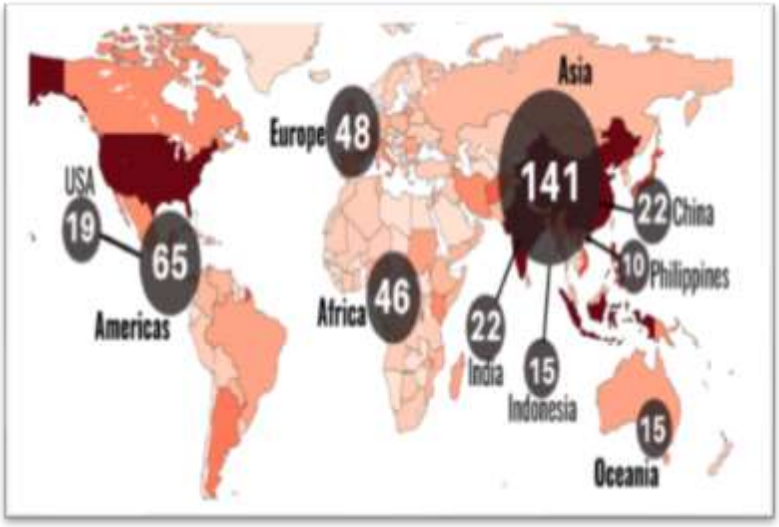

Figure 2. Numbers of natural disaster events on continents in the world in 2018 [1]

In our study, a general overview is provided of the general effects of climate change on occupational health and safety (OSH).

Global climate change

The world's atmosphere is heating due to greenhouse gases and as satellite data continue to record for longer and in more detail, scientists have been able to more clearly reveal the effects of climate change. There is a tendency for floods and droughts to occur at the extreme ends in terms of frequency and magnitude. These trends negatively affect many countries in the world in general. Considering changes in the distribution of water around the planet, it is important to know not just where rain falls or does not fall, but also how much falls and the frequency of intense rainfall compared to mild rainfall. Rainfall amounts affect the saturation of the soil and rising levels in streams and rivers. Later in more intense rainfall situations the

water holding capacity of soil is changed leading to floods and inundations. Drought leads to serious difficulties for safety, health, food and water resources of plants, animals and humans in some regions [2]. There is no need to be a prophet to say that excessive rainfall and drought in the future will harm cultvated areas and lead to famine. Apart from NASA data, new features on Google Maps allow users to see detailed visualizations related to cyclones, floods and earthquakes in addition to the use of navigation warning systems to avoid hazards. Advances in data analysis and developments in technology will play an important role in preparation for disasters and reducing harm in the future.

Effects of climate change on workers

The effects of climate change are generally debated in terms of effects on the environment and population in general. Literature studies are related to direct or indirect effects of climate change on individuals. These effects are related to heat waves, air pollutants, UV radiation, extreme weather events and infectious vector-sourced and zoonotic diseases [3,4].

I. Heatwaves:

Heat waves have possible direct and indirect effects on OSH. Generally, exposure to high environmental temperatures causes an increase in body temperature, this causes expansion of veins and sweating on the skin surface and increased heart rate. Body temperatures of 38-39 °C are a high risk and symptoms may occur related to heat stress. Heat stroke (in other words, disruption of the thermoregulation system in the central nervous system) generally occurs when body temperature reaches 40–41 °C [5-7]. Indirect effects of exposure to heat include increased risk of bodily harm and injury due to tiredness and lack of sleep.

II. Air pollution

o Air pollutants

Climate estimates show that levels of air pollutants including ozone, particulate matter, volatile organic compounds (VOC) and other greenhouse gases will be affected by climate change.

Variations in air patterns (changes in temperature, rainfall and wind patterns) will increase the frequency and severity of air pollution, while increased energy demands may increase the emission of some pollutants or pollutant precursors [8,9]. Effects of exposure to air pollutants basically involve increases and flare-ups of respiratory and cardiovascular disease symptoms [4]. Health effects related to air pollution exposure may vary according to a range of factors including environmental concentrations, exposure durations and respiratory rate [9].

Employees working in jobs requiring long durations of outdoor work and large physical effort have the potential for more exposure to air pollution due to increased respiratory rate and exposure durations [10]. The sectors involving greatest exposure to air pollution are transport, public services, landscaping and construction industries [11].

o Pollen and other allergens

Climate change has been shown to affect the distribution and concentrations of pollens and other aeroallergens (molds, spores and microtoxins) [12]. In reality, the increase in environmental temperatures and higher CO2 concentrations are expected to support early flowering periods, lengthened pollen season, increased amount of allergen production, intensified allergenicity and changed distribution areas [5,9,13]. Effects of exposure to pollens and other allergens in air for OSH include an increase in respiratory tract diseases like asthma and allergic rhinitis. Air pollution components enter interactions with allergens carried on pollen grains and may increase atypical sensitivity risks and worsen symptoms in sensitized individuals.

III. Ultraviolet radiation

The World Health Organization (WHO) predicts an increase in ultraviolet (UV) radiation on the surface of the earth with the effect of climate change on stratospheric ozone. This phenomenon is due to depletion of the stratospheric ozone layer as a result of the presence of greenhouse gases, changes in the chemistry of the atmosphere affecting warming in the polar regions and cloud distribution [12,14,15]. Some negative effects on OSH may be associated with UV radiation including development of skin cancer.

Ultraviolet radiation may be absorbed by the dermis and may change the structure of skin cells. In spite of beneficial production of vitamin D, UV radiation may suppress the immune system and cause acute photokeratitis, conjunctivitis and cataracts.

IV. Extreme weather events

Extreme weather events have many effects on OSH. Storms increase people’s exposure to pollens and other allerens and may worsen asthma [9,16].

Summer storms characterized by intense rainfall and inundations are associated with an increase in heart problems, spread of infectious diseases transmitted by vectors, hypothermia risks and death by drowning [7,12]. Environmental disasters may also cause blocked sinuses, throat irritation and skin rash in emergency intervention workers [17]. In addition to increasing the risk of accidents during emergency situation interventions, extreme weather

events may have negative effects on the mental health of workers in the form of posttraumatic stress disorder, especially [18].

Another indirect result of rapid changes in weather conditions is the increased risk of accidents due to accelerated working tempo adopted by workers in construction or other outdoor environments in an attempt to complete duties before a storm, for example. Basic factors changing the risk of injury linked to extreme weather events are the relevant occupational activity type and where it occurs.

Intervention workers (first aid responders, fire service, police officers and other workers in the health sector) responding to environmental emergency situations and those in the construction, fishery, transport and tourism sectors have greater risk of exposure to hazards related to sudden extreme weather events.

Farmers have higher risk of exposure to pollutant materials (molds, chemical products, biological agents) and fecal matter in soil during floods which increase the mobilization and bioavailability of toxic agents [14,19].

Additionally, due to the expected increase in forest fires, fire services will have increased exposure to excessive temperatures, smoke, steam and toxic gases [7]

Finally, extreme weather events may force workers in construction sites or mines in distant regions to work longer durations due to disruptions to planned shift changes, which may increase the risk of accidents due to insufficient rest linked to lenghtened working hours.

V. Infectious vector-sourced and zoonotic diseases

According to estimates linked to climate change, the prevalence of vector-sourced and zoonotic diseases may increase. High temperatures may change the incubation rates in animals carrying disease, proliferation periods and geographic distribution of vector insects (ticks and mosquitos) and the increase in temperatures may ease development of new patheogens in animals or disease vectors. OSH effects occur in the form of incidence of infectious diseases and occurrence of new vector-sourced diseases. Increasing temperature will lengthen the transmission season and change the distribution areas of virus vector arthropods responsible for St. Louis encephalitis, La Crosse encephalitis, Eastern equine encephalitis and West Nile virus [8,12]. Lyme disease is a zoonotic disease emerging in Canada and it is expected that this pathology will spread to many regions in eastern Canada within the next ten or twenty years [20].

The occupational activity type and working environment are among the main factors contributing to development and spread of these diseases. People working in the open air have highest risk of exposure to vector-sourced and zoonotic diseases. West Nile virus infections were reported among American farmers in 2002 and 2004 and the disease rate for Lyme disease among construction workers in New York state is observed to be two times higher than in the general population [21].

The highest risk industries are agriculture, forestry, fisheries, construction, mining, road maintenance and petrol and gas extraction [22,23]. People intervening in environmental emergency situations, entomologists, and people performing autopsies on animals or transporting infected tissues or fluids are at risk. With the increase in vector-sourced diseases, exposure to chemicals will increase due to more pesticide use [24].

Discussion and Conclusion

Currently, the effects of global climate change are felt at serious dimensions. When we examine the percentage of disasters experienced from 2008-2018, we see that floods and storms due to weather events are in first place. Firstly it is necessary to reduce greenhouse gas release by countries. It is necessary to perform risk assessment about the risks of these deadly and damaging disasters and secondary disasters that may occur later and complete preparation stages. Thus, the damage caused by droughts and floods that will be experienced in the future will be minimized. During the next several decades, large changes will be required in many sectors and occupations in the context of global climate change. We will have to face large difficulties due to the occurrence of many problems in relation to all possible effects on working environments.

There is a need for more research about how changes in climate conditions will affect a range of occupational health problems. Every problem should be researched by considering the frequently contradictory environmental, social and economic limitations. For this, firstly information should be obtained about hazards and target audiences, and it is very important to develop epidemiologic observation and compliance precautions with cooperation of public health partners.

References

[1] Centre for Research on the Epidemiology of Disasters (CRED) Data. https://www.emdat.be/ (Erişim Tarihi: 07.12.2019)

[2] Climate Change: How Do We Know? https://climate.nasa.gov/ (Erişim Tarihi: 12.12.2019)

[3] Adam-Poupart, A., Labrèche, F., Smargiassi, A., Duguay, P., Busque, M.A., Gagné, C., Zayed., J. 2013. Climate Change and Occupational Health and Safety in a Temperate Climate: Potential Impacts and Research Priorities in Quebec, Canada. Industrial Health. 51, 68–78.

[4] Intergovernmental Panel on Climate Change (IPCC). 2007a. Climate Change 2007a: Synthesis Report. Contribution of Working Groups I, II and III to the Fourth Assessment Report of the Intergovernmental Panel on Climate Change. http:// www.ipcc.ch/pdf/assessment-report/ar4/syr/ar4_syr_fr.pdf.

[5] LoVecchio, F., Pizon, A.F., Berrett, C., Balls, A. 2007. Outcomes after environmental hyperthermia American Journal of Emergency Medicine. 25(4): 442-4.

[6] National Oceanic and Atmospheric Administration. Heat waves. 2010. A major summer killer.http://www.nws.noaa.gov/om/brochures/heatwave.pdf (Erişim Tarihi: 12.2.2020)

[7] Intergovernmental Panel on Climate Change (IPCC). 2007b. Working Group II Report "Impacts, Adaptation and Vulnerability" Chapter 8: Human Health. http://www.ipcc.ch/ ipccreports/ar4-wg2.htm

[8] Séguin, J. 2008. Human Health in a Changing Climate: A Canadian Assessment of Vulnerabilities and Adaptive Capacity, 546, Health Canada, Ottawa (Canada).

[9] D'Amato, G & L. Cecchi. 2008. Effects of climate change on environmental factors in respiratory allergic diseases. Clin Exp Allergy. 38(8): 1264-74.

[10] World Health Organization (WHO). 2005. Gender, climate change and health- Draft discussion paper. http://www.who.int/globalchange/publications/reports/final_who_gender.pdf

[11] Schulte, P. & Chun, H. 2009. Climate Change and Occupational Safety and Health: Establishing a Preliminary Framework. Journal of Occupational and Environmental Health. 6: 542–54.

[12] Desjarlais, C. et al. 2010. Learning to adapt to Climate Change. OURANOS, Montréal. http://www.ouranos.ca/ media/nouvelle/ document/53_sscc_21_06_lr.pdf

[13] Peden, D & C.E. Reed. 2010. Environmental and occupational allergies. Journal Allergy Clinic Immunology. 125 (2) 150-60.

[14] Rosenthal, J. & C. Jessup. 2009. Global Climate Change and Health: Developing a Research Agenda for the NIH. Transactions of the American Clinical and Climatological Association. 120: 129–41.

[15] Harrington, J.M. 1994. Research priorities in occupational medicine: a survey of United Kingdom medical opinion by the Delphi method. Occupational and Environmental Medicine. 51: 289-94.

[16] Apte, M.G., Buchanan, I.S., Mendell, M.J. 2007. Outdoor ozone and building related symptoms in the base study. Indoor Air. 18(2): 156-70.

[17] Tak, S., Bernard, B.P., Driscoll, R.J., Dowell, C.H. 2007a. Floodwater exposure and the related health symptoms among firefighters in New Orleans, Louisiana. American Journal of Industrial Medicine. 50(5): 377-82.

[18] Tak, S., Driscoll, R., Bernard, B., West, C. 2007b. Depressive symptoms among firefighters and related factors after the response to Hurricane Katrina. Journal Urban Health. 84(2): 153–61.

[19] Morgan, E.R. & R. Wall. 2009. Climate change and parasitic disease: farmer mitigation? Trends Parasitol. 25 (7): 308-13.

[20] Ogden, N.H., Lindsay, L.R., Morshed, M., Sockett, P.N. 2009. The emergence of Lyme disease in Canada. The Canadian Medical Association Journal. 180(12): 1221-4.

[21] National Institute for Occupational Safety and Health (NIOSH). 2005. Recommendations for protecting outdoor workers from West Nile Virus Exposure http://www.cdc.gov/niosh/docs/2005-155/

[22] CPWR - The Center for Construction Research and Training. 2002. Hazard Alert. Lyme disease in Construction. http://www.elcosh.org /en/document/1/d000001/hazardalert%253A-lyme-disease-in-construction.html.

[23] Centers for Disease Control and Prevention (CDC). 2010. NIOSH Workplace Safety and Health Topics-Tick borne disease. http://www.cdc.gov/niosh/topics/tick-borne/

[24] Boxall, A.B, Hardy, A., Beulke, S., Boucard, T., Burgin, L., Falloon, P.D., et al. Impacts of climate change on indirect human exposure to pathogens and chemicals from agriculture. Environ Health Perspect. 2009;117(4):508–514. doi: 10.1289/ehp.0800084.

OCCUPATIONAL HEALTH AND SAFETY IN TOXICOLOGICAL DISASTERS

Assoc. Prof. Dr. Ayşe Handan DÖKMECİ
Tekirdağ Namık Kemal University
https://orcid.org/0000-0002-4439-4422

Abstract
Industry, agriculture, transportation, energy production, etc. in every country requires large dangerous facilities. In these facilities, a large amount of dangerous and toxic substances and energy raw materials are stored. Disasters experienced in these facilities are defined as toxicological disasters. Apart from this, large fires, CBRN incidents, war and terrorist incidents, mining, and transportation accidents that lead to exposure to toxic substances are also toxicological disasters. Toxic substances released in toxicological disasters especially threaten the health and safety of responding teams. If the necessary precautions are not taken, these substances cause respiratory system disorders, burns, different types of cancer and health problems including death after acute and chronic exposure. Prevention, mitigation, preparation, response and assistance, remediation and restructuring efforts, which are integrated disaster management stages, will both prevent possible toxicological disasters and ensure the health and safety of teams that respond to disasters. This study will provide an overview of the factors that cause toxicological disasters, accidents, and attacks, health and safety measures to be taken, risk assessment, and legislation.

Keywords: Toxic substances, toxicological disasters, risk assessment, OHS

Introduction

The environment and humans may be exposed *en masse* to toxic materials for a variety of reasons. Environmental pollution, natural disasters, large accidents, terror incidents, wars, large fires, contamination of water and food stocks and industrial accidents may be listed among the reasons for this exposure to toxic materials. All these reasons at natural or human-derived disaster scale are experienced by the whole group. When examined, evaluation of toxicological disasters and their effects in terms of both environmental and human health are both intertwined topics.[1]

Chemical releases are very common from technological incidents, natural disasters, conflicts and terrorism. The International Red Crescent and Red Cross Federation estimated that nearly 100,000 people died and more than 1.5 million people were affected by nearly 3200 toxicological disasters from 2000-2009. Due to the International Program on Chemical Safety (IPCS), the World Health Organization (WHO) created guidelines about rapid identification of chemical incidents threatening international public health, confirmation/analysis, and

sustaining warning and response functions as a part of reviewing International Health Directives. These guidelines have an important share in preventing chemical incidents and emergency situations in relation to public health, and strengthening the roles of preparation, identification, alarm, intervention and recovery especially in developing countries and transition economies. Toxicology science has great importance in assessing toxicological disasters. Though correct intervention and treatment is life saving in acute intoxication due to toxicological disasters, knowing the properties of the toxic materials, harmful effects, outcomes and how to search for them in different environments and taking precautions against unwanted results are equally important.[2]

Factors causing toxicological disasters

Toxic materials that may be released from large industrial accidents, transportation accidents, large fires, chemical explosions, nuclear/thermonuclear explosions, terrorist attacks or from events forming as a result of natural disasters affect the environment and humans *en masse* (pollution, acid rain, global climate changes, mass organism deaths, etc.) (Figure 1).

A natural disaster may trigger chemical release. Just as release of toxic material into the environment may be triggered by natural hazards, it may occur as a result of a technological accident and this is called a Natech incident. Natech incidents intensify the effects of natural disasters on environmental and human health due to hazardous materials, fires and explosions.[3-5] The causes and outcomes of Natech incidents is a relatively new study area for risk managers.

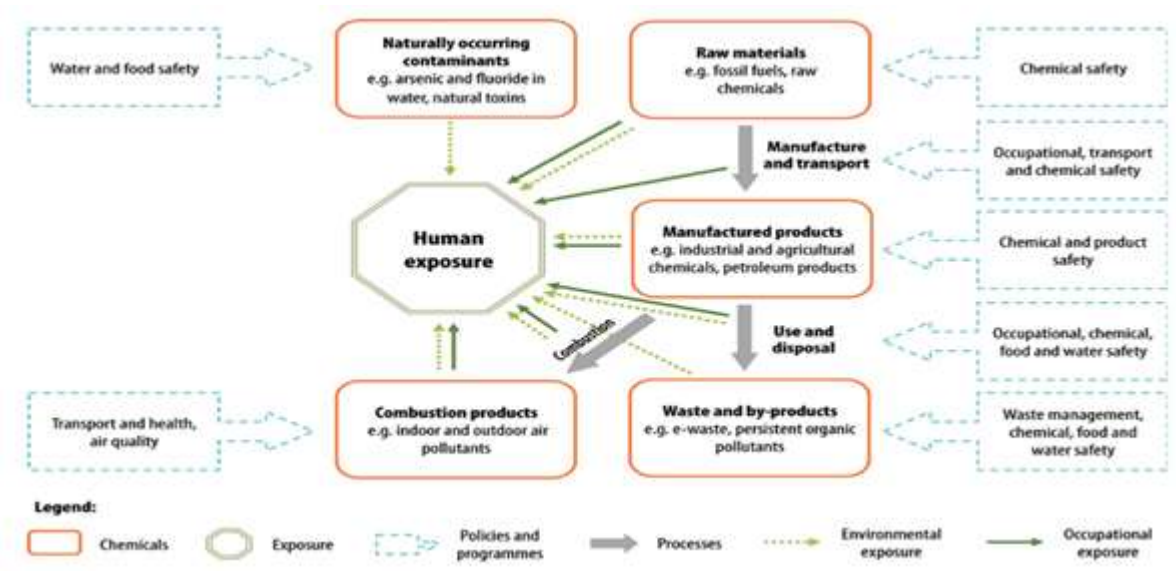

Figure 1. Exposure of humans to chemicals during their lifetime and selected preventive programs.[2]

While prevention and readiness precautions and intervention and recovery plans can be made to deal with risks due to technological or natural hazards, these are rarely observed to be integrated.[3]

The use of chemical, biological, radiological and nuclear (CBRN) agents in war and terror incidents can reach the environment and humans creating acute or chronic toxic effects and inducing intoxication. If these agents reach society in chaotic environments, they may cause mass death or injuries, socio-economic losses or disrupted ecosystem balance due to environmental pollution.

Health and safety precautions

Occupational intoxication means workers involved with processing, transporting or storing toxic agents are exposed to these agents in solid, liquid or gas form. Acute and chronic intoxication due to these chemicals is frequently encountered among workers in the agricultural and industrial fields, especially. Factors linked to the person like lack of use of personal protective equipment, not taking preventive precautions, not determining hazards, not performing risk assessment or not paying attention/carelessness may lead to inhalation or contact with the toxic agent or contamination of food/drink. Many countries have occupational exposure limits for these chemicals. For example, organizations like the Occupational Safety and Health Administration (OSHA) (previously known as the American Conference of Governmental Industrial Hygienists (ACGIH)) and National Institute for Occupational Safety and Health (NIOSH) in the United States of America organize the limit values for chemical materials found in air. In Turkey, implementations about protecting the health and safety of employees in workplaces is run by the Ministry of Labor and Social Security. The "Directive about Health and Safety Precautions when Working with Chemical Agents" from the Ministry determines the minimum conditions, occupational exposure limits, biological limit values and health observation precautions to provide a safe working environment and to protect the health of workers from present or probable risks due to chemical effects during use or processing. Additionally, in our country many directives like 'Directive about Preventing and Reducing the Effects of Large Industrial Accidents (BEKRA)', 'Directive about Classification, Labeling and Packaging of Materials and Mixtures', 'Directive about Road Transport of Hazardous Material' and 'Directive about Safety Information Forms for Harmful Material and Mixtures' are in force to protect and improve the environment and human health in relation to toxic material.

War and terror intoxications involve the use of generally toxic agents in war or terror incidents to poison or deactivate victims. However, toxic materials which were not considered may be released after attacks even if toxic agents are not used. For example, after the attacks on the World Trade Center in 2001 in the USA, asbestos and dust release, polycyclic aromatic hydrocarbons (probable carcinogens), and metal dust affected victims of the attack and people working in search and rescue and undoubtedly polluted the environment. It is not possible to close all security gaps against toxicological attacks. Material which can be used as an attack

agent may be used in many areas led by industry. It is very difficult to ensure continuous control and checks on sales of these materials. Some terrorist groups may attack places where these agents are stored, deposited or used with industrial purposes or during transport. Here it is important to perform risk assessment and risk management for toxicological disasters (1).

Risk assessment

Disasters may directly affect human health by injuries, death and disease epidemics and long-term effects may include noninfectious diseases, psychiatric morbidity and disability. The ability of the health sector to respond to these effects is frequently disrupted by damage to health facilities and setbacks to health services.6

Risk assessment is the determination of possible harm that may occur to humans and the environment based on the available toxicity data for predicted forms and amounts of a material. For a more detailed definition, it is an integrated discipline targeting protection of human health and disease prevention by deciding whether risks are acceptable based on estimating the magnitude of risk due to hazards in any system and adequacy of available controls. At the same time, it plays an important role in determining policies and creating regulatory rules. Any risk assessment is centered around questions about the exposure, dose and possible risk to a population from xenobiotics. The risk assessor attempts to create a picture of the exposure, dose and risk even if an exposure, dose and risk are known. This data may later be visualized with a frequency distribution. The risk assessor must combine some data in order to create this picture.

These are

- Defining toxic material
- Physical/chemical characteristics of toxic material
- Source of toxic material (epidemiologic studies)
- Correlation between toxic material and certain factors in available and continuing studies
- Effects of toxic material on health
- Toxicity studies, acute toxicity studies related to short-term exposure and chronic toxicity studies related to long-term exposure
- Other factors to be considered (studies on animal species, etc.)
- Other variables affecting toxicity (age, sex, occupational group etc.)

As a result of this data, the health risk created by a chemical found in the environment is revealed. Additionally, this data forms the basis for legal regulations.[1]

Conclusions

Since ancient times, people have made efforts to reduce or remove the damage due to toxic materials. Initially focusing on food and drugs, this interest encompassed other chemical materials over time. With industrialization, people were exposed to industrial and environmental chemicals by many routes including inhalation, swallowing or skin contact.

Toxic chemicals in the environment play an important role in the occurrence or emergence of acute and chronic diseases. Precautions must be taken to minimize the possibility of release into the environment during production, storage, transport or use of toxic chemicals. Databases should be prepared for toxicological profiles and medical precautions. The response system should regularly have to plan and apply toxicologic disaster management. Further, there are deficiencies in methods and tools for Natech risk analysis and mapping.[6] As a result, it is important to develop plans including the possibility of having to deal with natural and secondary technological disasters in areas prone to natural disasters.

References

1. Dökmeci, A.H.(2018). Toksikolojik Afetler. Nobel Tıp Kitabevi, İstanbul.

2. Prüss-Ustün A, Wolf J, Corvalán C, Bos R, Neira M (2016). Preventing disease through healthy environments: A global assessment of the environmental burden of disease. Geneva: World Health Organization.

3.Krausmann E, Cruz AM, Salzano E. Natech risk assessment and management: reducing the risk of natural-hazard impact on hazardous installations. Amsterdam: Elsevier; 2017.

4. Cruz AM, Steinberg LJ, Vetere Arellano AL, Nordvik J-P, Pisano F. State of the art in Natech risk management. Ispra: European Commission Joint Research Centre; 2004.

EC JRC, UN ISDR EUR 21292 EN; http://www.unisdr.org/files/2631_FinalNatechStateofthe20Artcorrected.pdf

5. Young S, Balluz L, Malilay J. Natural and technologic hazardous material releases during and after natural disasters: a review. Science of the Total Environment. 2004;322(1–3):3–20 (http://dx.doi. org/10.1016/S0048-9697(03)00446-7

6. Emergency risk management for health: overview. Geneva: World Health Organization; 2011. http:// www.who.int/hac/techguidance/preparedness/risk_ management_overview_17may2013.pdf?ua=1

An Example Case of Mammary Fibroepithelial Hyperplasia in Cats

Tuğra Akkuş
Tarık Berke TEKİN
Harran University

Abstract
Fibroepithelial hyperplasia, also called mammary hypertrophy, mammary dysplasia, and fibroglandular mammary hypertrophy is a condition characterized by the rapid proliferation of ductal epithelium and stromal tissue, which can affect a single (or multiple) mammary lobe. In this case, a 1.5-year-old Chinchilla hybrid female cat brought to our clinic with the complaint of swelling in the mammary lobes is presented. Based on the patient's history, cat's general health was good, not having a pregnancy, the signs of the most recent estrus emerged one month ago, and she was suffering from swelling in the mammary glands for 1-2 weeks. On physical examination, body temperature, respiratory and pulse rates were within the normal range. During the inspection, we observed a diffuse growth in all mammary lobes and erythematous change in the right thoracic mammary gland. During palpation, the mammary glands were at body temperature, mobile, edematous and non-painful, with no connection to the abdominal wall. There was also milk secretion in the affected mammary lobes. Genital organs and mammary glands were taken during the ultrasonographic examination, which did not reveal any adverse condition. In laboratory examinations, blood progesterone and estrogen levels were found to be 2.58 ng/mL and 4.16 pg/ml, respectively. Based on the medical history, clinical and laboratory findings the patient was diagnosed with fibroepithelial hyperplasia. Ovariohysterectomy (OHE) was performed and the diagnosis was confirmed upon the detection of the corpus luteum (CL) on the ovaries. During the follow-up checks performed one week after the surgery, the mammary lobes, other than the right thoracic mammary gland, returned to normal size, and the right thoracic mammary gland regressed at the follow-up check on Week 2. In conclusion, ovariohysterectomy can be an effective treatment method for mammary hypertrophy that rarely occurs in young cats during the diestrus and where breeding is not wanted.

Keywords: Cat, Fibroepithelial Hyperplasia, Ovariohysterectomy

Introduction
Fibroadenomatous change in cats is also known as fibroepithelial hyperplasia, breast hypertrophy, breast fibroadenomatosis, total or partial fibroadenomatous change, fibroadenoma, fibroglandular breast hypertrophy, and breast dysplasia. Fibroepithelial hyperplasia is a progesterone-dependent growth disorder characterized by one, several, and all mammary glands as a nearly regular expansion of the mammary gland resulting in rapid non-neoplastic proliferation of the stroma and duct epithelium (Hayden et al., 1981; Görlinger et al., 2002). Endogenous progesterone causes an exaggerated proliferative effect of breast

glandular tissue, leading to excessive enlargement of the mammary glands. Milk secretion may also occur in the affected breast lobes. Cat breast fibroepithelial hyperplasia can also be triggered by progesterone-containing compounds such as synthetic progestin, megestrol acetate and medroxyprogesterone acetate (Johnston et al., 2001; Loretti et al., 2005; Vitasek and Dendisova, 2006). Breast hyperplasia should be distinguished from breast neoplasia with poor prognosis. Breast neoplasia grows rapidly, has a solid and ulcer and metastasizes to the local lymph nodule in the early stages (Johnston et al., 2001).

This can happen spontaneously in young, sexually healthy female cats in pubertas, during the first oestrus cycle, pregnancy or imaginary pregnancy. It is associated with endogenous and exogenous progesterone in aged, unsprayed or sterilized female and rarely male cats and very young cats with synthetic progestin. It is mostly reported in female cats under two years of age (Wehrend et al., 2001, Loretti et al., 2004, Vitasek and Dendisova, 2006). The boundaries of the affected mammary glands in the cat's breast hyperplasia are sharp, soft, fluctuant or pellet, in some cases the upper skin is tense, erythematous or dark, necrotic. Some cats have symptoms of fever, signs of anemia, tachycardia, lethargy, anorexia in the mucous membranes as a symptom of systemic disease (Mahler et al., 1994; Loretti et al., 2004; Nak et al., 2004).

The cause and pathophysiology of cat breast fibroadenomatous hyperplasia is not fully known. However, the mammary gland is reported to have low susceptibility progesterone receptors that can also bind to high susceptibility receptors and glucocorticoids for progesterone (Hayden et al., 1981; Raynaud et al., 1981; Johnston et al., 1984; Pierrepoint et al., 1984). In most cases, fibroadenomatous hyperplasia has been reported to be diagnosed upon diffuse, swollen one or more than one mammary gland without inflammation, according to typical clinical findings. Nevertheless, histopathological evaluation of breast tissue or needle biopsy samples is recommended for final diagnosis (Wehrend et al., 2001).

In this case, it was aimed to present the diagnosis and treatment follow-up of the fibroepithelial hyperplasia case, which was detected as a result of anamnesis, clinical and laboratory findings in a Chinchilla female cat brought to our clinic with the complaint of swelling of the breasts.

Case History

The study material was brought to Harran University Veterinary Faculty Animal Hospital and there was swelling in the breast lobes in the external examination; A 1.5-year-old female Chinchilla breed, weighing 3.6 kg, formed the cat. As a result of the detailed anamnesis; It was noted that his general health was good, he did not have any pregnancies, he showed the last signs of anger one month ago, and swelling of the breast lobes for 1-2 weeks. In the general examination of the patient; body temperature, respiration and pulse were among normal values. At inspection, a diffuse growth in all breast lobes and erythematous change in the right thoracic mammary gland was observed (Figure 1). During palpation, the mammary glands were mobile, edematous and painless, with no connection to the abdominal wall at body temperature. There was also milk secretion in the affected breast lobes. In the ultrasonographic examination, genital organs and mammary glands were visualized and no negative condition was encountered. In laboratory examinations, blood progesterone and

estrogen levels were found to be 2.58 ng / mL and 4.16 pg / mL, respectively. Based on the anamnesis, clinical and laboratory findings, it was decided to perform ovariohystectomy by diagnosing fibroepithelial hyperplasia (Figure 2, Figure 3). The operation was performed under general anesthesia with 1.1 mg / kg Xylazine (0.05 ml / kg Alfazyne 2% Inj. Sol.) And 22 mg / kg Ketamine (0.22 ml / kg Alfamine 10% Inj. Sol.). The diagnosis was confirmed by detection of the corpus luteum (CL) on the ovaries (Figure 4). Subcutaneous 0.5 ml enrofloxacin injection (Baytril-K 5%, Bayer®) was applied for 5 days after the operation. In the controls performed 1 week after the operation; No complications were encountered in the incision area, it was observed that the breast lobes other than the right thoracic mammary gland returned to normal, and the right thoracic mammary gland regressed at the 2nd week controls.

Discussion and Conclusion

As treatment options for breast fibroadenomatous change in cats; spontaneous regression, ovariohystectomy (OHE), ovarioectomy and mastectomy have been reported (Baştan et al., 2004; Nak et al., 2004; Davidson, 2005). In our case, treatment was provided by performing OHE in order to prevent possible complications. It has been reported that the application of progesterone receptor blockers (aglepriston) is also an effective treatment method in cats that do not respond despite OHE administration or progesterone administration (Kooistra et al., 2000; Gorlinger et al., 2002). In the presented case, since such a situation was not encountered after OHE, additional medical application was not required. Despite routine tests and examinations, it has been suggested that breast tissue or needle biopsy samples should be evaluated histopathologically for definitive diagnosis (Wehrend et al., 2001). In our case, tissue sample was not taken due to any local infection that may occur in the region. It has been reported that fever, tachycardia, drowsiness and anorexia can be seen as side effects of fibroepithelial hyperplasia in some cats (Loretti et al., 2004). In addition, it has been stated that milk secreted from the affected mammary glands in a cat with fibroepithelial hyperplasia may be under the influence of the prolactin hormone (Baştan et al., 2004). In the physical examination performed in the presented case, fever, tachycardia and anorexia were not observed, but milk was detected in the mammary glands. They found the rate of proliferation in cats to be low in all breast adenoses and carcinomas and highest in breast hypertrophy and invasive carcinomas (Millanta et al., 2002). The growth of the mammary glands in a short time, such as 1 month after estrus, in the anamnesis obtained confirmed the high proliferation rate.

As a result; It has been concluded that ovariohystectomy may be an effective treatment method in breast hypertrophy, which is rarely seen in young cats during diestrus period.

References

Allen, H.L. (1973). Feline Mammary Hypertrophy. Veterinary Pathology, 10, 501-508.

Hayden, D.W., Johnston, S.D., Kiang, D.T., Johnson, K.H. ve Barnes, D.M. (1981). Feline mammary hypertrophy/fibroadenoma complex: clinical and hormonal aspects. American Journal of Veterinary Research, 42 (10), 1699-1700.

Görlinger, S., Kooistra, H.S., van den Broek, A. ve Okkens, A.C. (2002). Treatment of Fibroadenomatous Hyperplasia in Cats with Aglepristone. Journal of Veterinary Internal Medicine, 16, 710-713.

Johnston, S.D., Kustritz, M.V.R. ve Olson, P.N.S. (2001). Mammary hypertrophy. İçinde S.D. Johnston, M.V.R. Kustritz, P.N.S. Olson (Ed.). Canine and Feline Theriogenology. WB Saunders Company, Philadelphia, PA, 474-477.

Loretti, A.P., Ilha, M.R.S., Ordas, J. ve Martin de las Mulas, M. (2005). Clinical, pathological and immunohistochemical study of feline mammay fibroepithelial hyperplasia following a single injection of depot medroxyprogesterone acetate. Journal of Feline Medicine and Surgery, 7,43-52.

Vitasek, R. ve Dendisova, H. (2006). Treatment of feline mammary fibroepithelial Hyperplasia following a single injection of proligestone. Acta Veterinaria BRNO, 75, 295-297.

Wehrend, A., Hospes, R. ve Gruber, A.D. (2001). Treatment of feline mammary fibroadenomatous hyperplasia with a progesterone-antagonist. The Veterinary Record, 17, 346-347.

Loretti, A.P., Ilha, M.R.S., Breitsameter, I. ve Faraco, C.S. (2004). Clinical and pathological study of feline mammary fibroadenomatous change associated with depot medroxyprogesterone acetate therapy. Arquivo Brasileiro de Medicina Veterinariae Zootecnia, 56 (2), 270-274.

Mahler, M., Nautrup, C.P. ve Schulze, C. (1994). Fibroepithelial Hyperplasie der mamma mit spontaner regression bei einer katze. Kleintierpraxis, 39, 869-875.

Nak, D., Nak, Y., Seyrek-İntaş, K. ve Kumru, İ.K. (2004). Treatment of Feline Mammary Fibroadenomatous Hyperplasia with Aglepristone. Australian Veterinary Practitioner, 34 (4),161-162.

Johnston S.D., Hayden D.W., Kiang D.T., Handschin B. ve Johnson K.H. (1984). Progesterone receptors in feline mammary adenocarcinomas. American Journal of Veterinary Research, 45, 379-382.

Pierrepoint, C.G., Thomas, S.E. ve Eaton, C.L. (1984). Studies with mammary tumors of the bitch. İçinde F. Bresciani, R.J.B. King, M.E. Lippman, M. Namer, ve J.P. Raynaud (Ed.), Progress in Cancer Research and Therapy. Raven Press, New York, 31, 349-355.

Raynaud, J.P., Cotard, M., Andre, F., Mialot, J.P., Rolland, P.H. ve Martin, P.M. (1981). Spontaneous canine mammary tumors: a model for human endocrine therapy? Journal of Steroid Biochemistry; 15, 201-207.

Baştan, A., Özenç, E., Yağcı, İ.P. ve Beceriklisoy, H.B., 2004. Bir kedide meme hipertrofisi olgusu. Ankara Üniversitesi Veteriner Fakültesi Dergisi 51, 79-82.

Davidson, A.P. (2005). Mammary hypertrophy in cats. İçinde Kahn, C.M. (Ed.), The Merck Veterinary Manual. (9th ed.). NJ., Whitehouse Station; 1153.

Kooistra, HS., den Hertog, E., Okkens, A.C., Mol, J.A. ve Rijnberk, A. (2000). Pulsatile secretion pattern of growth hormone during the luteal phase and mid-anoestrus in beagle bitches. Journal of Reproduction and Fertility, 119, 217-222.
Millanta, F., Lazzeri, G., Vannozzi, I. ve Poli, A. (2002). MIB-1 Labeling Index in feline neoplastic and neoplastic mammary lesions and Its relationship with postsurgical Prognosis. Veterinary Pathology, 39, 120-126.

Figure 1: Breast Distention

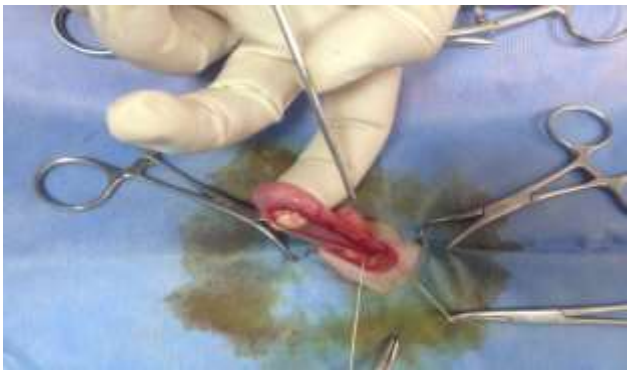

Figure 2: Ligature of ovaries

Figure 3: Ligature of the cervix

Figure 4: Arrowheads show corpus luteums

INVESTIGATION OF FLOWER, SEED AND FRUIT STRUCTURE OF *Helleborus orientalis* Lam (RANUNCULACEAE) TAXA

Lect. Dr. Derviş Öztürk
Eskişehir Osmangazi University
ORCID ID:https://orcid.org/0000-0001-7189-7407

Abstract
In this study, flower morphology, seed and fruit structure of *Helleborus orientalis* Lam. (Ranunculacaae) species were investigated. Helleborus L. is a poisonous plant species with about 20 species spread from the Ranunculus (Ranunculaceae) family to the borders of central, southern and eastern Europe to the Caucasus. Helleborus L. genus is represented by two species in Turkey. These are *H. vesicarius* Aucher and *H. orientalis* Lam. species. In our country, "hellebore", known as such, grows naturally in Turkey. *H. orientalis* is popularly referred to by local names such as Bohça grass, Black hellebore, Black harp, Horn horn, Danabağırtan, Danakıran. It is a perennial herbaceous plant. Their leaves are up to 60 cm without leaves and the base leaves are always green. It has a long petiole, broad leaves, in the form of a digitate, and the flower structure is simose. Sepals are greenish white, sometimes purplish, ovate, 20-30 (-35) mm. The average life of a single flower after it is fully opened is about 6 days. The flower cover is lined on two rows, it has 5 wide rings on the outside, which looks like a sepal or petal, the fruit is permanent, the ones in the inner ring are small, tubular, 2-lip pieces (nectarium). Short anthers on the long hillock are rarely blunt. Anthers are at least a few seeded follicle groups of fruits united at the bottom. Seeds are usually more than 6. Flowering is usually between March and May. *H. orientalis* species generally spreads in the Black Sea region and its general distribution is Greece and the Caucasus. It is usually between 1-2200 meters in forest openings and under forests, in bush habitats. Turkey, A2, A3, A4, A5, A6, A7, A8, A9 and B3 shows the distribution frame. The study material was collected from the flowery plateau location of Bilecik province in A3 square on 23.05.2020 and turned into a herbarium material. Morphological studies were examined by making measurements on live samples.

Keywords: *Helleborus orientalis*, Morphology, Seed, Fruit, Bilecik

Helleborus orientalis Lam. (RANUNCULACEAE) TÜRÜNÜN ÇİÇEK, TOHUM VE MEYVE YAPISININ İNCELENMESİ

Özet

Bu çalışmada ***Helleborus orientalis*** Lam. (Ranunculacaae) türünün çiçek morfolojisi, tohum ve meyve yapısı incelenmiştir. Helleborus L., düğün çiçeğigiller (Ranunculaceae) familyasından orta, güney ve doğu Avrupa'dan Kafkasya sınırlarına kadar yayılmış yaklaşık 20 türü bulunan zehirli bir bitki cinsidir. Helleborus L. cinsi Türkiye'de iki tür ile temsil edilmektedir. Bunlar *H. vesicarius* Aucher ve *H. orientalis* Lam. türleridir. Ülkemizde "çöpleme" olarak bilinen bu tür, Türkiye'de doğal olarak yetişir. *H. orientalis* halk arasında Bohça otu, Kara çöpleme, Siyah harbak, Boynuz otu, Danabağırtan, Danakıran gibi yöresel isimlerle anılır. Çok yıllık otsu bir bitkidir. Gövdeleri yapraksız 60 cm'ye kadar, taban yaprakları her daim yeşildir. Uzun yaprak saplı, yaprakları geniş, digitat biçiminde olup çiçek yapısı simozdur. Sepaller yeşilimsi beyaz, bazen morumsu, ovat, 20-30(-35) mm dir. Tek bir çiçeğin tamamen açıldıktan sonraki ortalama ömrü yaklaşık 6 gündür. Çiçek örtüsü iki sıra üzerine dizili, sepale yada petale benzeyen dışta 5 geniş halkalı, meyvede kalıcı, içteki halkada bulunanlar küçük, tüpsü, 2-dudaklı parçalı (nektaryum) bulunur. Uzun tepecikte kısa anterler, nadiren küttür. Anterler en azından tabanda birleşmiş birkaç tohumlu folikül grubu meyve bulunmaktadır. Tohumlar genellikle 6 dan daha fazladır. Çiçeklenme genellikle mart-mayıs arasındadır. *H. orientalis* türü genel olarak Karadeniz bölgesinde yayılış göstermekte olup genel dağılımı Yunanistan ve Kafkasya'dır. Genellikle orman açıklıkları ve orman altlarında, çalılık habitatlarda 1-2200 metre arasında bulunmaktadır. Türkiye' de A2, A3, A4, A5, A6, A7, A8, A9 ve B3 karelerinde yayılış göstermektedir. Çalışma materyalini A3 karesi içinde yer alan Bilecik ilinin Çiçekli yayla mevkiinden 23.05.2020 tarihinde toplanarak herbaryum materyali haline getirilmiştir. Morfolojik çalışmalar canlı örnekler üzerinde ölçümler yapılarak incelenmiştir.

Anahtar Kelimeler: *Helleborus orientalis*, Morfoloji, Tohum, Meyve, Bilecik

ANALYSIS OF MORPHOLOGICAL, ANATOMICAL AND POLLEN MICROMORPHOLOGY CHARACTERS OF THE *Crocus antalyensis* B.Mathew (IRIDACEAE)

Lect. Dr. Derviş Öztürk
Eskişehir Osmangazi University
ORCID ID:https://orcid.org/0000-0001-7189-7407

Abstract
Crocus L. (Çiğdem) is a plant belonging to the ornamental family (Iridaceae). Iridaceae is a large and diverse family of about 92 genera and 1800 species, mainly distributed across the Southern hemisphere continents. Crocus L. (Çiğdem) genus consists of 40 endemic and 1 hybrid approximately 235 taxa. Species belonging to the genus Crocus L., from western Europe and northwestern Africa, western China, the Balkans and distributed the greatest diversity in Turkey. East Mediterranean elements, mostly in Western Anatolia in Turkey shows the spread. The main homeland of Cigdem is the Alps, Southern Europe and the Mediterranean. It is a plant that is sought and loved in gardening because of its flowers. 'Saffron' known as Judy's breed as eaten raw or cooked tubers ash in Turkey. It is also cooked. Styles and stigmas are collected and dried, mainly for use as a spice and coloring agent in food. Saffron has long been among the most expensive spices in the world. On the other hand, Crocus L. species are growing to refine parks and gardens. In terms of agricultural importance, this breed has a commercial significance in the world. Plant material for *Crocus antalyensis* B. Mathew was collected during flowering. The collected samples were transformed into herbarium. After the plants were collected, morphometric measurements were made on fresh material. Korm, leaf, brachteol, anther, filament, style and crests were measured from quantitative morphological characters. In this study, *C. antalyensis* pollen was examined in terms of its micromorphology. It is aimed to use pollen micromorphological features of plant samples as an important taxonomic criterion. For this purpose, the crop structure of the pollen for samples was examined by scanning electron microscope (SEM). As a result of this research, pollen decoration related to *C. antalyensis* has been observed to a certain degree and can be used as an aid for taxonomic features. *C. antalyensis* type was collected in the oak forests of Eskişehir / Mihalgazi road on 20.03.2020 at an altitude of 750-900 m.

Keywords: Crocus, Morphology, Pollen micromorphology, Turkey

Crocus antalyensis B.Mathew (IRIDACEAE) TÜRÜNÜN MORFOLOJİK, ANATOMİK VE POLEN MİKROMORFOLOJİK ÖZELLLİKLERİNİN İNCELENMESİ

Özet

Crocus L. (Çiğdem), süsengiller (Iridaceae) familyasına ait bir bitki cinsidir. Iridaceae, yaklaşık 92 cins ve 1800 türden oluşan büyük ve çeşitli bir ailedir ve esas olarak Güney yarımküre kıtalarına dağılmıştır. Crocus L. (Çiğdem) cinsi 40'ı endemik ve 1 melez yaklaşık 235 taksondan oluşur. Crocus L. cinsine ait türler, Batı Avrupa ve Kuzeybatı Afrika'dan Batı Çin'e, Balkanlar ve Türkiye'deki en büyük çeşitlilikle dağıtılmaktadır. Doğu Akdeniz elementi, Türkiye'de çoğunlukla Batı Anadoluda yayılış göstermektedir. Çiğdemin ana yurdu Alpler, Güney Avrupa ve Akdeniz'dir. Çiçeklerinden dolayı bahçecilikte aranan ve sevilen bir bitkidir. 'Safran' cinsi olarak bilinen Çiğdemin yumruları Türkiye'de çiğ olarak ya da külde pişirilerek yenir. Ayrıca yemeği de yapılır.. Stiller ve stigmalar toplanır ve esas olarak gıdada bir baharat ve renklendirici madde olarak kullanılmak üzere kurutulur. Safran, uzun zamandır dünyanın en pahalı baharatları arasında yer almaktadır. Öte yandan, Çiğdem türleri parkları ve bahçeleri hassaslaştırmak için büyümektedir. Tarımsal önemi açısından bu cins dünyada ticari bir öneme sahiptir. *Crocus antalyensis* B.Mathew için bitki materyali çiçeklenme döneminde toplanmıştır. Toplanan örnekler herbaryum haline getirilmiştir. Bitkiler toplandıktan sonra, taze malzeme üzerinde morfometrik ölçümler yapılmıştır. Kantitatif morfolojik karakterlerden korm, yaprak, brakteol, anter, filament, stil ve tepaller ölçüldü. Bu çalışmada, *C. antalyensis* polen mikromorfolojisi açısından incelendi. Bitki örneklerinin polen mikromorfolojik özelliklerinin önemli bir şekilde taksonomik bir kriter olarak kullanılabilmesi amaçlanmıştır. Bu amaca yönelik olarak, polenlerin numuneler açısından ekin yapısı taramalı elektron mikroskobu (SEM) ile incelenmiştir. Bu araştırmanın sonucunda, *C. antalyensis* ile ilgili polen süslemesi bir dereceye kadar farklı gözlenmiştir ve taksonomik özellikler için yardımcı olarak kullanılabilir. *C. antalyensis* türü Eskişehir/Mihalgazi yolu meşe ormanlıkları içinde 20.03.2020 tarihinde 750-900 m yükseklikte toplanmıştır.

Anahtar Kelimeler: Crocus, Morfoloji, Polen Mikromorfolojisi, Türkiye

CYTOLOGY EXAMPLES FROM EPITHELIAL TUMORS IN VETERINARY MEDICINE

Araş. Gör. Dr. Arda Selin TUNÇ
Ankara University
Orchid: 0000-0002-4813-7626

Abstract
Nowadays, many types of tumors could be seen not only in dogs and cats but also in all animals such as ruminants, equides, exotic animals, laboratory animals. Cytology in veterinary medicine is a strongly useful diagnostic support. Because cytology also is less costly and quicker, it has good advantages according to histopathology. Fine needle aspiration cytology and imprint cytology are commonly used for the diagnosis of the tumors in in veterinary medicine. Therefore, they are also often prefered in the diagnosis of epithelial tumors. Epithelial tumors in animals are most frequently encountered in the skin. Epithelial tumors may be benign, premalignant, or malignant. While adenoma or papilloma can be given as an example for benign forms, basal or squamous cell carcinomas can be given as an example for malignant forms of epithelial tumors in the skin of the animals. In benign tumors, populations of the tumor cells are uniform, but in malign tumors, the pleomorphic cell population and mitosis are mostly prominent. The aim of this study is to describe the diagnoses with examples by showing made mistakes when diagnosing tumors.

Keywords: Biopsy, Cytology, Epithelial Tumors, Fine Needle Aspiration, Veterinary Medicine

An atypical presentation of HELLP syndrome; Case report

Sibel Mutlu
Engin Yurtçu
Karabuk University

Abstract
HELLP Syndrome, first described by Weinstein in 1982, a biological syndrome that may result in serious maternal and fetal morbidity and even mortality. It is responsible for approximately 0,2 - 0,7% of complicated pregnancies and 70% of them occur during pregnancy and the remaining 30% occur in postpartum period. Clinical diagnosis of HELLP Syndrome is challenging because it has no pathognomonic symptoms.
The followings are the diagnostic criteria of HELLP syndrome which were defined in 1990 by Sibai et al.: hemolysis conjunction with the presence of schizocytes in the peripheral smear; hepatic cytolysis, defined as increased blood levels of bilirubin (≥1.2 mg/ dl), lactate dehydrogenase (> 600 U /L), and aspartate aminotransferase (≥70 U/L); and decreased blood platelet count (<100 x 10^3/mm^3).

Sibai et al. reported that the frequency of disseminated intravascular coagulation (DIC) in HELLP syndrome ranges from %4 to %38. In patients with HELLP Syndrome who develop DIC, immediate delivery is recommended because of the rapid deterioration of maternal and fetal conditions.

The presented case is a 43-year old 38 week pregnant woman with gravida12, parity7, abort5, living5. The patient has a history of asthma and preeclampsia during her previous two pregnancy. The patient was followed up in the inpatient service considering she has high risk. During the follow-up, no hypertension or any pathologic finding was observed and with the onset of uterine contraction, the cesarean was performed without complication. In the postoperative period, rapidly worsening thrombocytopenia and increased blood levels of liver function tests, urea, creatinine, and bilirubin were observed. The patient was followed-up 20 days in the intensive care unit because of HELLP-related DIC Syndrome and acute renal failure.

One of the major difficulties in the management of HELLP syndrome is the rapid progress of the clinical features.

It should be kept in mind that approximately 10-15% of patients may not show high blood pressure. This may cause delay in diagnosis and intervention. The most specific diagnostic marker for atypical presented HELLP syndrome is the low platelet count.

Key words: HELLP syndrome, disseminated intravascular coagulation (DIC), hemolysis, acute renal failure, lactic dehydrogenase (LDH)

SKI-RELATED SPINAL TRAUMA

Op. Dr. Ahmet Yardım
Private Buhara Hospital

Abstract

Aım: In our study, we evaluated the patients who applied to our emergency department with ski sports injury in terms of spinal trauma.

Methods: : We included 56 patients who applied to our emergency department with ski injuries between December 2018 and March 2020. Patients who applied to the emergency department after the foot injury were evaluated by our neurosurgery clinic. In patients with suspicious spinal trauma in the emergency patient evaluation, evaluation was made primarily by spinal radiography. After spinal radiography, spinal CT and spinal MR tests were performed for diagnostic purposes when needed.

Results: We included 56 patients who applied to our emergency department with ski injuries between December 2018 and March 2020. The mean age of the patients was 35.2 + - 16. Twenty patients (35.7%) were female and 36 (64.2%) were male. Patients who applied to the emergency room after ski injury were evaluated by our neurosurgery clinic. In the emergency patient evaluation, patients with suspected spinal trauma were evaluated with spinal radiography. 14 (25%) of the patients had low back pain, 8 (14.2%) had neck pain, and 2 (3.5%) had back pain and 1 (1.7%) had both low and neck pain. Radiological examinations of patients with low back pain revealed lumbar transverse process fracture in 3 (5.3%) patients, and lumbar spine compression fracture in 1 (1.7%) patient. In patients with neck pain and back pain, spinal pathology was not detected with radiological examinations. Traumatic soft tissue injury was considered. Surgical intervention was not performed in patients with spinal pathology that we included in our study. The patients were treated with conventional treatment methods (orthosis, medical treatment, rest). Extremity pathology was found in 28 (50%) of the patients who applied to our emergency service, and 8 (14.2%) were operated by the orthopedic clinic.

Conclusions: Our hospital is a renowned center near the summit of Mount Palandöken in Erzurum winter tourism in Turkey. For this reason, it is the first place of application for the winter sports traumas of people who prefer our region for winter tourism. Low back pain, back pain, neck pain are common complaints in emergency applications caused by ski sports injuries. Ski sport injuries can cause spinal pathologies depending on trauma features. After ski sport injuries, extremity pathologies are more common than spinal pathologies. However, patients should be meticulously questioned and examined in terms of spinal pathologies.

Keywords: Skiing, ski injury, spinal trauma

Introductıon

Our hospital is located in Erzurum in Turkey's famous winter tourism. It is close to the Palandöken Winter Sports center. Our hospital is the first application center for ski injuries in Palandöken Winter Sports Center. Patients apply to our post-trauma emergency department. In the emergency room, patients are also evaluated spinally after trauma.

Cervical, thoracic and lumbar regions of patients are evaluated in terms of spinal trauma. Pathologies ranging from soft tissue injuries to fractures can be encountered in cervical, thoracic and lumbar areas in ski sports injuries. Ski injuries are injuries that can reach a life-threatening size.

It is known that the frequency of traumatic injury of the spine is between 4 and 23%, considering all fractures(Oliver , Inaba , Tang , Branco , Barmparas , Schnüriger , Lustenberger and Demetriades . 2012). However, the social, functional and economic effects of spinal fractures on patients are more evident than other injuries; because this injury creates serious disability in the long term.(Oner , Rajasekaran , Chapman , Fehlings , Vaccaro , Schroeder , Sadigi and Harrop . 2017).

Spinal fractures are more common in men aged 15 to 29. 20% of all spinal trauma are cervical trauma. Thoracalomber traumas constitute the other part of spinal traumas. The multicenter study conducted by SRS revealed that 16% of thoracolumbar fractures were between T1-10, 52% between T11-L1 and 32% between L2-L5. It is documented that the data of the American spinal cord injuries registry center based on more than 10,000 records is 54.3% between T1-10, 38.7% between T11-L2 and 7% between L3-5.(Gertzbein ,1992 .)

Adjacent or non-adjacent spinal fractures are seen in 6-15%, and 50% of patients experience additional injury. Spinal trauma spinal cord injury has remained stable in the past 30 years between 27-47 / million in North America, while the actual change was seen in survival rates, 70 '. While deaths were observed at 38% in 1990s, it decreased to 16% in 1990(Dryden , Saunders and Rowe ,2003). This reduction is due to the improvement in vehicle design, legal measures in safety measures, the development of on-site maintenance and rescue techniques(Kelly and Becker,2001).

Motor vehicle accidents come first in spinal cord injuries (50%). Falling from a height (21%), violence (penetrating injury and assault) (11%), sports injuries (10%) and 8% other causes track motor vehicle accidents(National Spinal Cord Injury Statistical Center,2008). It is reported that the speed-humps on the highways, although rare, cause spinal forties.(Aslan Karcioglu , Katirci , Kandiş , Ezirmik and Bilir,2005).

A survey conducted in order to determine the frequency of the incidence of spinal cord injury in Turkey in 1992 to 12.7 / million and that traffic accidents (48.8%) revealed that başıçek. Traffic accidents were followed by falls with 36.5%, piercing injuries with 3.3%, gunshot injuries with 1.9% and diving accidents with 1.2% (Karacan , Koyuncu , Pekel ,

Sümbüloglu , Kirnap , Dursun , Kalkan , Cengiz , Yalinkiliç , Unalan , Nas , Orkun and Tekeoglu,2000).

In our study, we evaluated the patients who applied to our emergency department with ski sports injury in terms of spinal trauma.

Methods:

We included 56 patients who applied to our emergency department after ski injury between December 2018 and March 2020 in our study.

The study approval was obtained from the hospital administration. Our patients who were admitted to the emergency department were evaluated at the emergency department by our hospital neurosurgery clinic. Patients were questioned in terms of neck, back and low back pain. Spinal spine process was examined for palpation or not. Sensitivity was complete and painful.

In the emergency patient evaluation, patients who were suspected of spinal trauma were evaluated with spinal x-ray examination. After spinal radiography, spinal CT and spinal MR tests were performed for diagnostic purposes when needed.

Results:

We included 56 patients who applied to our emergency department with ski injuries between December 2018 and March 2020. The mean age of the patients was 35.2 + - 16. Twenty patients (35.7%) were female and 36 (64.2%) were male.

Patients who applied to the emergency room after ski injury were evaluated by our neurosurgery clinic. In the emergency patient evaluation, patients with suspected spinal trauma were evaluated with spinal radiography.

14 (25%) of the patients had low back pain, 8 (14.2%) had neck pain, and 2 (3.5%) had back pain and 1 (1.7%) had both low and neck pain. Radiological examinations of patients with low back pain revealed lumbar transverse process fracture in 3 (5.3%) patients, and lumbar spine compression fracture in 1 (1.7%) patient.

In patients with neck pain and back pain, spinal pathology was not detected with radiological examinations. Traumatic soft tissue injury was considered. Surgical intervention was not performed in patients with spinal pathology that we included in our study. The patients were treated with conventional treatment methods (orthosis, medical treatment, rest). Extremity pathology was found in 28 (50%) of the patients who applied to our emergency service, and 8 (14.2%) were operated by the orthopedic clinic.

Discussion:

Ski injuries are traumas that need to be evaluated in a wide range from minor trauma to major trauma. Traumas that have consequences from soft tissue injuries to life-threatening injuries.

In the evaluation of patients with ski injuries who applied to the emergency department in terms of spinal trauma, we found the most common soft tissue injury. We found transverse process fracture from the vertebral fractures and then compression of the lumbar spine compression fracture.

We did not apply surgical treatment to our patients. The treatment of fractures of the back and lumbar vertebrae is highly controversial. An important part of the discussion revolves around spinal stability after fracture. (- Alıcı , Berk and Karakaşlı ,1991). When we look at the literature, a variety of treatment methods have been tried for similar fractures, from preventive treatment to early surgical treatment (Berk, 2000).

We found the treatment appropriate with conventional treatment methods in our patients. There was no problem in the follow-up of our patients. There was no need for surgical treatment afterwards.

When we review the literature, although there are many publications related to spinal trauma, we could not find a study related to spinal injury in ski injuries. With the evaluation of spinal trauma due to specific ski injury, we found that spinal fractures may occur due to ski injury, as in other traumas.

Conclusion

Ski sport injuries can cause spinal pathologies depending on trauma features. After ski sport injuries, extremity pathologies are more common than spinal pathologies. However, patients should be meticulously questioned and examined in terms of spinal pathologies.

We would like to state that each patient should be evaluated multisystemically for trauma independent of the trauma, so that we can protect the patient from skiing pathologies secondary to trauma and patient injury.

References

Oliver , Inaba , Tang , Branco , Barmparas , Schnüriger , Lustenberger and Demetriades . 2012

Oner , Rajasekaran , Chapman , Fehlings , Vaccaro , Schroeder , Sadigi and Harrop . 2017

Gertzbein ,1992

Dryden , Saunders and Rowe ,2003

Kelly and Becker,2001

Aslan Karcioglu , Katirci , Kandiş , Ezirmik and Bilir,2005

Karacan , Koyuncu , Pekel ,

Sümbüloglu , Kirnap , Dursun , Kalkan , Cengiz , Yalinkiliç , Unalan , Nas , Orkun and Tekeoglu,2000

Alıcı , Berk and Karakaşlı ,1991

Berk, 2000

Interobserver variability of mitotic count in meningiomas

Emel CAKIR
Ismail SAYGIN
Karadeniz Technical University

Objective: World Health Organization (WHO) classifies meningiomas from grade I to III based on location, type, and histology. Atypical meningioma (grade II) represent a therapeutic challenge because of its high recurrence and mortality rate. Treatment is total excision and radiotherapy is added in grade II and III cases. The most important criterion for diagnosis of atypical meningioma is mitosis. The purpose of this study was to evaluate inter-observer variability in assessment of the mitotic count of meningiomas.
Method: One hundred and forty one meningioma cases were selected. The cases were re-evaluated by two neuropathologists. A suitable slide was selected and mitosis counting was done for each case and reference value was determined for comparison. The selected slides were asked to be evaluated by 5 senior research assistants. The counting method of mitotic activity was determined as the number of mitosis in 10 consecutive high power field (HPF) defined by WHO. After the initial evaluation, research assistants were asked to re-evaluate the cases that differed from the reference values by a second method. Statistical analysis was performed using the SPSS Version 23 Package Programme.
Results: The concordance between observers is perfect, according to kappa value, in terms of tumor grade (Free-marginal kappa = 0.89). The concordance of each observer with the author was moderate. Observers found the average number of mitosis significantly higher than their initial assessment.
Conclusion: There is variability between observers in mitosis counting. Differences in number of mitotic figures reveal grade differences. Examining the whole slide and evaluating the mitotic figures after marking both increases the number of mitosis and reduces the grade differences. Grade discordance increases as the total number of mitosis decreases. How accurate is counting mitosis in 10 consecutive HPFs, the classical method?

Keywords: Meningioma, grading, mitosis

FREQUENCY OF ANALGESIC ABUSE IN CHRONIC MIGRAINE PATIENTS

MD. HAMİT ÇELİK
Private Buhara Hospital

Aim: In our study, we evaluated chronic migraine patients who applied to our neurology out patient clinic in terms of frequency of analgesic abuse.

Methods: In our study, we included 200 patients with chronic migraine who applied to our neurology outpatient clinic between March 2019 andMarch 2020.The patients were evaluated based on the International Headache Society (IHS) 2018 classification.

Results: 200 patients were included in our study.The mean age of the patients was 43 + - 12. 140 (70%) of the patients were female and 60 (30%) were male.We found analgesic abuse in 73 (36.5%) of 200 patients with chronic migraine diagnosed in our study.

Conclusions: Migraine attacks often begin at the age of 20-30.It is a more common disease in women than in men.These types of headaches are headaches that are not associated with diseases of the central nervous system or other systems.It is evaluated in the primary headache group.90% of headaches are primary headaches.Numerous pharmacological agents are used in the treatment of migraine.The mechanism of action of the se pharmacological agents has not beenfully elucidated.A better understanding of these mechanisms will also illuminate the pathophysiological process that causes migraine, and in this way it will be possible to produce more effective, targeted therapies.However, it is not possible to provide effective drug treatment without putting patients at risk of side effects.Migraine treatment is carried out as acute attack treatment and prophylactic treatment.Analgesic abuse can lead to chronic headache.May exacerbate migraine in chronic migraine patients.Patients should be prevented from using these drugs randomly for headaches.Otherwise, treatment of rebound headaches that may develop becomes more difficult.As for the solution of analgesic abuse, patients should be warned about this is sue and their headaches should be controlled with prophylactic treatment, and the frequency of using painkillers should be reduced.

Keywords:Migraine,analgesic,analgesic abuse

Introduction

Migraine; a disease that reduces people's quality of life and workforce, affecting 10% of the population, mostly young and middle-aged individuals. Migraine prevalence varies depending on age, gender and race. In prepubertal children, while sex discrimination is not evident, the male / female ratio among adults has been reported as 1/2 and 1/3. Although the reason why it

is more common in women is not known for certain; female sex hormones are thought to be related to this condition. (Vural,2003) The most common starting age is in the 2nd and 3rd decade(Dowson,2003).

In a multicentre headache epidemiology study conducted in our country, the prevalence of migraine in the 15-55 age group was found to be 16.4%; this rate is 21.8% for women and 10.9% for men (Siva, 2002).

It is a central response of the central nervous system to a wide variety of endogenous or exogenous stimuli in individuals with migraine headaches and genetic predisposition; The neuronal and vascular events occur as a result of chains. Activation of the trigeminalvascular system during these chain of events is the basic mechanism of migraine headache.

Emotional stress, over / under sleep, odors, hunger, mens period, loud sound, bright light, climate changes, alcohol, caffeine and some foods such as chocolate, cheese, seafood trigger migraine attacks(Rotrock and King,2010).

Analgesic abuse can lead to chronic chronic headache. It may exacerbate migraine in chronic migraine patients.

In our study, we evaluated chronic migraine patients who applied to our neurology outpatient clinic in terms of frequency of analgesic abuse.

Method: In our study, we included 200 patients with chronic migraine who applied to our neurology outpatient clinic between March 2019 and March 2020.

Having a generally accepted classification used all over the world is important for every branch of medicine. This is especially true for headache, as there is a lot of prejudice about headache disorders. (International HeadacheSociety (IHS) has made a generally accepted headache classification and published its latest classification in 2018.

Results: In our study, 200 patients with chronic migraine who applied to the neurology outpatient clinic of our hospital were included.

The average age of the patients we included in our study was 43 + - 12. 140 (70%) of the patients were female and 60 (30%) were male. We found analgesic abuse in 73 (36.5%) of 200 patients with chronic migraine.

Discussion: Migraine is the primary type of headache. 90% of headaches are evaluated in the primary type headache group. These types of headaches are headaches that are not related to the diseases of the central nervous system or other systems.

Although many pharmacological agents are used in the treatment of migraine, the mechanisms of action of these pharmacological agents have not been fully illuminated. A better understanding of these mechanisms will also illuminate the pathophysiological process leading to migraine and thus, it will be possible to produce more effective, targeted therapies.

However, it was not possible to provide effective drug treatment without putting patients at risk of side effects.

Although there are many different options in the treatment of migraine headache, there is no definitive treatment for the disease today. The treatment approach of a migraine patient is divided into two main groups. The first one is called nonpharmacological treatment, informing the patient about the disease, regularizing the lifestyle, avoiding trigger factors, relaxation techniques, behavioral therapies and cognitive approaches. The second is the pharmacological treatment approach. Pharmacological treatment approach is applied in two subgroups: symptomatic (terminator) to prevent pain, nausea and vomiting in attacks and preventive (prophylactic) treatment to prevent migraine attacks.

Analgesic abuse can lead to chronic headache. It may increase the severity of migraine in chronic migraine patients. Chronic migraine patients should definitely be prevented from using these drugs randomly for headaches. Treatment of rebound headaches that can develop if not avoided is more difficult.

Conclusion: There is a need for more effective and more tolerable preventive approaches in migraine treatment. Better information about the pathogenetic mechanisms of the disease is imperative before effective treatments. New symptomatic treatments in the future will contribute to new hopes for the patients and the reduction of the disease. If the solution for analgesic abuse is to be warned, patients should be warned about this issue and their headaches should be controlled with prophylactic treatment and the frequency of pain relief should be reduced.

Referances

Vural,2003
Dowson,2003
Siva, 2002
Rotrock and King,2010
International HeadacheSociety (IHS)

PREGNANCY RHINITIS: REVIEW OF EPIDEMIOLOGY AND CLINICAL CHARACTERISTICS

Burak Ülkümen
Manisa Celal Bayar University
Orcid id: https://orcid.org/0000-0003-1981-5886

Abstract
Pregnancy rhinitis (PR) is a quite common condition whose pathophysiology could not been fully revealed. Despite its high prevalence in pregnant women, its awareness among doctors and the public is very low when compared with other nasal pathologies. PR has been underestimated despite its serious side effects. It may lead to snoring and obstructive sleep apnea syndrome which trigger some serious maternal (hypertension, preeclampsia) and fetal (low apgar score, intrauterine growth retardation) comorbidities (1).
PR was defined as nasal congestion with rhinorrhea and sneezing which arise typically during pregnancy and resolve at postpartum 3th week without any known history of allergy and other nasal pathologies (septal deviation, polyposis, sinusitis, etc.) (2). There is no consensus on its etiology. While some researchers asserting the hypothesis that the PR occur due to aggravation of subclinical allergy (2,4), most of all suggest the rising serum levels of progesterone, estrogen and placental growth hormone (3).

Incidence of PR has been reported with a wide range as between 9% - 40% (1,3,5,6). The most comprehensive study was done by Ellegard et al. with 599 Swedish pregnant women. They reported the incidence as 22% by using a questionnaire during the routine pregnancy follow-up (7) Although it can begin in any trimester, its incidence has been reported far much higher in the 3th trimester (8). This feature necessitates prospective cohort studies for detection of cumulative incidence. As far as we know there is only one prospective cohort study which was done by the current author (6). In that paper we reported cumulative incidence along with the prevalence of PR in Turkish women. We detected the cumulative incidence of pregnancy rhinitis as high as 38.89%. We also evaluated the nasal congestion by Nasal-Obstructive-Symptom-Evaluation (NOSE) scale and Discharge-Inflammation-Polyps/Edema (DIP) scoring. Nasal congestion was found to be significantly associated with BMI and gestational wee which paves the way for serious maternal and fetal comorbidities. Thus, patients should be informed about unfavorable fetal and maternal outcomes of pregnancy related nasal congestion which is triggered by obesity and excessive weight gain in pregnancy.

Keywords: Pregnancy rhinitis; sleep apnea syndrome; gestation; prevalence

INTRODUCTION

Pregnancy rhinitis (PR) is a quite common entity, but very limited data has been reported. It took attention in recent years because of its relevance with snoring and obstructive sleep apnea syndrome (OSAS) which is known to cause serious maternal (preeclampsia, gestational hypertension) and fetal comorbidities (growth retardation, low upgar score) (9,10)

Initially PR was named as ‘‘vasomotor rhinitis of pregnancy’ by Mohun in 1943. As far as we know Mohun was the first author who had mentioned the effect of estrogen on nasal mucosa in the context of gestation (11). Mohun described the clinical entity as nasal obstruction which gradually increase during pregnancy, hit the top in the predelivery period and disappear 10 days after the delivery. PR has been called in various ways as ‘‘vasomotor rhinitis of pregnancy”, “rhinitis gravidarum”, “gestational rhinitis”, “pregnancy induced rhinitis” which all describes the same clinical condition. However, the widely accepted one is “Pregnancy Rhinitis”.

PR is defined as nasal congestion with rhinorrhea and sneezing which arise typically during pregnancy and resolve at postpartum 3th week without any known history of allergy and other nasal pathologies (septal deviation, polyposis, sinusitis, etc.) (2). There is no consensus on its etiology. Some researchers asserting the hypothesis that the PR occur due to aggravation of subclinical allergy (2,4) while most of all suggest the rising serum levels of progesterone, estrogen and placental growth hormone (3).

The aim of this study was to conduct a review on pregnancy rhinitis and extend some concepts considering our previous studies.

EPIDEMIOLOGY

Incidence of PR has been reported as between 9% - 40% which is a quite wide range (1,3,5). Although it can begin in any trimester its prevalence has been reported far much higher in the 3th trimester (7) This feature necessitates prospective cohort studies for detection of cumulative incidence.

In our previous study on Turkish pregnant woman we aimed to determine cumulative incidence of PR along with prevalence in different trimesters in Turkish women (6). We also tried to find out whether maternal age, gestational week, BMI and parity have any effect on pregnancy related nasal congestion. And, the prevalence of PR for each trimester was found as; 0% in the 1st trimester, 9.38% in the 2nd trimester and 38.89% in the 3rd trimester. Total incidence has determined according to the third trimester group because PR commonly become clinically visible only during the third trimester with having no symptoms during the first and second trimester. Thus, we ignore the 1st and 2nd trimester while calculating the total incidence. Total prevalence was 17.17% and the cumulative incidence was 38.89%.

Pregnancy rhinitis (PR) becomes clinically visible almost always during the third trimester with having no explicit symptoms during the first and second trimester. Nevertheless, symptoms may also begin in the 1st and 2nd trimester in a limited number of patients (7,9). This characteristic of PR necessitates prospective cohort studies for detection of cumulative incidence. The incidence of PR was reported with a wide range of 9% to 40% in different

studies (2,3,5). The most comprehensive study was done by Ellegard et al. including 599 Swedish pregnant women in which they found the incidence as 22% by using a questionnaire during the routine pregnancy follow-up (8). We, on the other hand found the cumulative incidence as 32.43% which is quite higher. We also found that the PR was most commonly seen during the 3. trimester in line with the previous studies. Besides, a considerable number of patients also emerged during the 2nd trimester while there was no PR case in the 1st trimester. The prevalence was 0% in the 1st, 9.38% in the 2nd and 38.89% in the 3rd trimester, respectively. In the view of these findings, we can say that some asymptomatic patients in the 1st and 2nd trimester may develop PR in the 3rd trimester thus accurate detection of cumulative incidence can only be done by evaluating the pregnancies at least during the third trimester and three weeks after delivery. In fact, it is ideal to follow up all pregnant women from the beginning of pregnancy up to postpartum 3rd week. Misinterpretation of the results would be likely in cross-sectional designed studies. In our study, we evaluated the pregnant women twice; first during their routine pregnancy follow up and second at postpartum 3rd week.

CLINICAL CHARACTERISTICS AND PATHOPHYSIOLOGY

Pathophysiology of PR has not been completely revealed. Increased serum levels of progesterone (PG), estradiol (E2), placental growth hormone and human chorionic gonadotropin have been suggested as the main factor (12-14). On the other hand, some researchers asserted the activation of subclinical nasal allergy as the triggering factor (1,15). But a common biomolecular pathway for allergy and PR could not been revealed yet.

In our previous study, we revealed a significant correlation between nasal obstruction and gestational week (Fig.2). And, we proposed that increasing levels of estrogen, HCG, HPL, PGH with the advancing gestational week could play a major role in the pathophysiology of PR. But, to work up a direct connection between these hormones and PR, studies measuring the blood levels of estrogen, HCG, HPL and PGH throughout the gestation should be done. We also found a strong relation between pregnancy related nasal congestion and BMI. We also studied if parity, BMI and age have any possible effect on nasal congestion during pregnancy. To the best of our knowledge our study was the first one analyzing the effect of parity, BMI and age on PR. We found that increased BMI has a major impact on nasal congestion during pregnancy (6). From this point of view, we can also state that multiple pregnancies (due to relatively increased pregnancy hormones), women with gestational diabetes and obese pregnancies would have increased risk of developing PR.

Nasal congestion may have also a potential risk factor for the proper development and growth of the fetus by causing gradual decrease in oxygenation. Therefore, the treatment of PR is also important for wellbeing of the fetus. Elevation of head at about 30-45 degree during sleep, nasal lavage, oral or intranasal steroid usage are the treatment modalities.1

We have just completed a study about the pathophysiology of PR which is accepted and in prepress. In that study, we have found that TREK1 and AQP5 take role in pregnancy related

biomolecular changes of nasal mucosa. Namely, expression of TREK1 decreases while expression of AQP5 increases during pregnancy. It's a well-known fact that nasal obstruction is one of the etiological factors of OSAS (19). On the other hand, OSAS is the main risk factor for the abovementioned maternal and fetal comorbidities leading serious public health issues (20). In fact, pregnancy itself is a risk factor for OSAS (21). Thus, diagnosis and treatment of PR is very important regarding maternal and fetal health. Our recent study partly unveils the physiopathology of PR in biomolecular level which may create opportunity for new treatment modalities. Future clinical trials with nasal steroids may be promising for this insidious gestational rhinological disorder.

Pregnancy-related nasal symptoms have been known for a long time, but the actual definition of pregnancy rhinitis (PR) was first made by Ellegard and Karlsson in 1999 (15). They described PR as ''nasal congestion present during the last 6 or more weeks of gestation without other signs of respiratory tract infection and with no known allergic cause, resolving totally within 2 weeks after birth". Its incidence has been reported as between 9% - 40% (1,3,5,6). Despite its relatively high incidence, the level of public awareness is quite low. However, presence of PR paves the way for Obstructive Sleep Apnea Syndrome (OSAS) which is associated with serious maternal (hypertension, preeclampsia) and fetal comorbidities (low apgar score, intrauterine growth retardation) (1,16-18).

CONCLUSION

PR is a quite common gonadocorticoid related rhinological disorder which may indirectly lead predisposition to comorbidities like maternal hypertension, preeclampsia, low APGAR score and fetal growth retardation. Although some epidemiological and physiological studies have been done on PR, histopathological and biomolecular background has not been studied thoroughly. Due to possible restrictive effect on the fetal optimal growth; proper preventive measures have to be undertaken. Patients should be aware of maternal and fetal negative effects of obesity and excessive weight gain in pregnancy

References:

1. Ellegard EK. Special considerations in the treatment of pregnancy rhinitis. Womens Health (Lond Engl). 2005 Jul;1(1):105-14.

2. Kumar R, Hayhurst KL, Robson AK. Ear, nose, and throat manifestations during pregnancy. Otolaryngol Head Neck Surg. 2011 Aug;145(2):188-98.

3: Namazy JA, Schatz M. Diagnosing rhinitis during pregnancy. Curr Allergy Asthma Rep. 2014 Sep;14(9):458

4. Ellegard EK. The etiology and management of pregnancy rhinitis. Am J Respir Med. 2003;2(6):469-475.

5. Goldstein G, Govindaraj S. Rhinologic issues in pregnancy. Allergy Rhinol (Providence). 2012;3(1):e13-5. doi: 10.2500/ar.2012.3.0028

6. Ulkumen B, Ulkumen BA, Pala HG, et al. Pregnancy rhinitis in Turkish women: Do gestational week, BMI and parity affect nasal congestion? Pak J Med Sci. 2016;32(4):950-954. doi:10.12669/pjms.324.10164

7. Shiny Sherlie V, Varghese A. ENT Changes of Pregnancy and Its Management. Indian J Otolaryngol Head Neck Surg. 2014 Jan;66(Suppl 1):6-9.

8. Ellegard E, Hellgren M, Toren K, Karlsson G. The incidence of pregnancy rhinitis. Gynecol Obstet Invest. 2000;49(2):98–101

9. Ellegard E.: Pregnancy rhinitis.Immunol Allergy Clin N Am 2006; 26: pp. 119-135.

10. Franklin K.A., Holmgren P.A., Jönsson F., Poromaa N., Stenlund H., Svanborg E.: Snoring, pregnancy-induced hypertension, and growth retardation of the fetus.Chest 2000; 117: pp. 137-141.

11. Mohun M.: Incidence of vasomotor rhinitis during pregnancy.Arch Otolaryngol 1943; 37: pp. 699-709.

12. Ellegård E, Oscarsson J, Bougoussa M, Igout A, Hennen G, Edén S, et al. Serum level of placental growth hormone is raised in pregnancy rhinitis. Arch Otolaryngol Head Neck Surg 1998; 124: 439-43.

13. Schatz M, Zeiger RS. Asthma and allergy in pregnancy. Clin Perinatol 1997; 24: 407-32.

14. Kumar R, Hayhurst KL, Robson AK. Ear, nose, and throat manifestations during pregnancy. Otolaryngol Head Neck Surg 2011; 145: 188-98.

15. Ellegård E, Karlsson G. IgE-mediated reactions and hyperreactivity in pregnancy rhinitis. Arch Otolaryngol Head Neck Surg 1999; 125: 1121-5.

16. Somoskovi A, Bartfai Z, Tamasi L, Kocsis J, Puho E, Czeizel A. Population-based case-control study of allergic rhinitis during pregnancy for birth outcomes. Eur J Obstet Gynecol Reprod Biol 2007; 131: 21–7.

17. Ayrim A, Keskin E, Ozol D, Onaran Y, Yidirim Z, Kafali H. Influence of self-reported snoring and witnessed sleep apnea on gestational hypertension and fetal outcome in pregnancy. Arch Gynecol Obstet 2011; 283: 195–9.

18. Franklin K, Holmgren PA, Jonssen F. Snoring, pregnancy-induced hypertension, and growth retardation of the fetus. Chest 2000; 117: 137–41.

19. Gelardi M, Intiglietta P, Porro G, Quaranta VN, Resta O, Quaranta N, et al. The role of the nasal valve in patients with obstructive sleep apnea syndrome. Acta Biomed 2019; 11; 90(2-S).

20. Karaduman M, Sarı O, Aydoğan U, Akpak YK, Semiz A, Yılanlıoğlu NC, et al. Evaluation of obstructive sleep apnea symptoms in pregnant women with chronic disease. J Matern Fetal Neonatal Med 2016 Oct;29(20):3379-85.

21. Calaora-Tournadre D, Ragot S, Meurice JC, Pourrat O, D'Halluin G, Magnin G, et al. Obstructive Sleep Apnea Syndrom during pregnancy: prevalence of main symptoms and relationship with Pregnancy Induced-Hypertension and Intra-Uterine Growth Retardation. Rev Med Interne 2006; 27: 291-5.

ÖN PİŞİRME DE FARKLI SICAKLIK - SÜRE UYGULAMALARININ BALIK ETİNDEN ÜRETİLEN SOSİSLERİN DUYUSAL ÖZELLİKLERİ ÜZERİNE ETKİLERİ

Emine Özpolat
Fırat Üniversitesi
ORCID ID: https://orcid.org/0000-0002-6369-0649

Özet
Bu çalışmada, sosis üretiminde bir işlem basamağı olan, ön pişirme aşamasında, balık etinden üretilen sosislere, uygulaması en uygun olan sıcaklık-sürenin belirlenmesi amaçlanmıştır. Bu amaçla; *Capoeta umbla* türü balıklardan üretilen sosislere, 75- 90°C'ler arasındaki (75- 80-85-ve 90°C'ler) sıcaklıklar, 10, 15, 20 ve 25 dakika süre ile uygulanmıştır. Elde edilen sonuçlara göre balık etinden üretilen sosislerde sıcaklığın 85 °C'yi ve sürenin 13 dakikayı geçtiği uygulamalarda, sosislerin duyusal olarak (şekillerinde dağılmalar, patlamalar ve iç yağlarının dışarı sızması, lezzet, koku ve genel beğeni düzeyini) olumsuz etkilendiği tespit edilmiştir. Balık etinden üretilecek olan sosislerde; ön pişirme aşamasında uygulanacak olan en ideal sıcaklığın 75°C'yi, uygulama süresin ise 10-12 dakikayı aşmaması gerektiği belirlenmiştir.

Anahtar kelimeler: Balık, Sosis, Ön Pişirme, Duyusal Değerlendirme, Pastörizasyon

THE EFFECTS OF DIFFERENT TEMPERATURE-TIME APPLICATION IN FRONT COOKING ON THE SENSORY PROPERTIES OF THE SAUSAGES FROM FISH

Abstract
In this study, it is aimed to determine the most suitable temperature-time for sausages produced from fish meat, which is a process step in sausage production, at the pre-cooking stage. For this purpose; the sausages produced from *Capoeta umbla*, the temperatures between 75-90°C (75-80-85- and 90°C) were applied to for 10, 15, 20 and 25 minutes. According to the results obtained, sausages produced from fish, in applications where the temperature exceeds 85°C and the duration exceeds 13 minutes, it has been determined that sausages have a negative effect on sensory (dispersal in their shape, explosions and leakage of their internal oils, taste, odor and general appreciation level). In sausages to be produced from fish; It was determined that the ideal temperature to be applied during the pre-cooking phase should not exceed 75°C and the application time should not exceed 10-12 minutes.

Keywords: Fish, Sausage, Pre-cooking, Sensory Evaluation, Pasteurization

1. Giriş

İnsan vücudunun sağlıklı şekilde gelişmesi, çalışması ve hastalıklardan korunması için beslenmenin önemi son yıllarda giderek daha da önemli bir konu haline gelmiştir. Sahip olduğu protein içeriği ve doymamış yağ asitleri bakımından oldukça zengin olan su ürünleri, beslenme açısından oldukça önemlidir. Balıkların günümüzde salam, sosis, köfte, kroket gibi işlenmiş ürünlere dönüştürülerek tüketilmesi giderek artmaktadır. Balık eti, besleyici değeri yüksek bir besin olmasına karşın bozulmaya karşı oldukça duyarlıdır, balık kasında bağ doku yapısının zayıf olması, yüksek enzim aktivitesi, pH değeri ve su içeriği balık etini bozulmaya karşı hassas kılmaktadır (Özden ve Gökoğlu 1996; Serdaroğlu ve Deniz, 2001; Keleştemur, 2012). Su ürünlerinin bozulmasında diğer gıda maddelerinde olduğu gibi otolitik, oksidatif ve bakteriyel etkiler rol oynamaktadır (Varlık, 1994).

Gıdaların ısıyla muhafaza edilmesi, ateşin keşfinden bu yana uygulanmakta olan bir yöntemdir. Pastörizasyon, Louis Pasteur tarafından, 1860 ve 1870'lerde keşfedilmiş; çoğunlukla sıvılarda uygulanan bir işlem olup, özellikle de şaraplarda 55-60°C gibi yüksek olmayan sıcaklıklarda, depolamanın kaliteyi artırdığı gösterilmiştir. Gıda şirketleri tüketicilere güvenilir gıda sağlarken, yüksek kalitede besin üretiminde pastörizasyon işlemlerine büyük ilgi göstermiştir. Aynı zamanda gelişen teknolojiyle paralel olarak pastörizasyon terimi genişletilmiştir. Geleneksel pastörizasyon; halk sağlığı açısından önem taşıyan mikroorganizmaların yok edilmesi amacıyla, gıdaların genellikle 100°C altındaki sıcaklıklara maruz bırakılması anlamına gelmektedir. Gıda endüstrisinin kullandığı pastörizasyon işlemi, tüm mikroorganizmaları öldürmez; sadece depolama ve dağıtım aşamalarında gelişebilecek ilgili patojenleri ve bozulmaya neden olacak mikroorganizmaları yok etmeyi hedeflemektedir (URL 1, 2019).

Sosis üretiminde ısıl işlem uygulamaları; sosislerin dayanıklılığın artırılması, fazla suyun uçurulması, belirli tekstür, renk ve tat oluşturması gibi sebeplerden dolayı uygulanmaktadır. Bu nedenle ürünlere öncelikle bir ön kurutma yapılmaktadır. Ön kurutma 58-70 ºC'lerde 10-30 dakika süreyle yapılır. Sosis ve salamların çapına, fırın veya odaların doluluk durumuna göre de bu değerler değişmektedir. Ön kurutmayla ürünlerin yüzeyindeki fazla su giderilerek hafif kabuk oluşumu sağlanmaktadır. Daha sonra tütsüleme (dumanlama) işlemine geçilir. Bu işlem 65-80 ºC'lerde 25-60 dakika süreyle yapılmaktadır. Tütsülenmiş ürünler daha sonra 74-85 ºC'de 10-60 dakika süreyle haşlanır yani pişirilir. Bu işlemler basınçlı sıcak su duşu altında veya kazanlarda gerçekleştirilebilir. Ayrıca belirlenecek olan ortam koşulları yani sıcaklık ve süreler her ürünün kendi formülasyonuna göre işletmelerin belirlediği şekilde değişiklik göstermektedir (Tekinşen vd., 2000; Anar, 2010; MEB, 2016).

Bu çalışmada amaç; *Capoeta umbla* türü balıklardan oluşturulan ve doğal kılıf kullanılan sosislere uygulanan ön pişirme işlemindeki en uygun sıcaklık- süre uygulamasının belirlenmesidir.

2. Materyal ve Metot

Araştırmada kullanılan balıklar Elazığ ili, Hazar Gölünden avcılık yapan balıkçılardan temin edilmiş ve kısa sürede Fırat Üniversitesi Su Ürünleri Fakültesi laboratuvarına getirilerek işleme alınmıştır. Sosis formülasyon içeriği; TSE (1980) ve TSE (2002)'de belirtilen miktarlar göz önüne alınıp modifiye edilerek oluşturulmuştur. Aşağıda bulunan Tablo 1'de belirtilen katkı maddeleri ve baharatlar kullanılmıştır.

Tablo 1. Oluşturulan sosis örneklerinin üretiminde kullanılan formülasyon.

Kullanılan Malzemeler	**Yüzdesi (%)**
Balık eti	65
Soya unu	3
Patates unu	3
Kırmızı biber	0,15
Karabiber	0,2
Yenibahar	0,05
Kişniş	0,15
Zencefil	0,05
Toz şeker	0,17
Sodyum nitrit	0,01
Askorbik asit	0,02
Sodyum polifosfat	0,20
Tuz	2,00
Buz	18,00
Yağ	8,00

Laboratuvara getirilen balıkların baş ve yüzgeçleri kesilerek derileri soyulmuş daha sonra iç organları çıkarılarak omurga ve kılçıkları ayıklanmıştır. Temizlenen balık etleri bol su ile yıkanarak kıyma makinasından geçirilip kıyma haline getirilmiş ve soğutulmuştur (0±1°C). Soğutulan kıymalar kuter içerisine alınmış ve Tablo 1'deki malzemeler sosis üretimine uygun şekilde eklenerek sosis hamuru elde edilmiştir (Göğüş, 1986; Gökalp vd., 2002; :Öztan, 2008; Anar, 2010). Elde edilen hamur dolum makinası yardımı ile koyun bağırsaklarından üretilen doğal kılıflara doldurulmuştur ve aralarındaki boy farkı 1 cm'yi geçmeyecek şekilde yaklaşık 5 cm'lik bükümler verilerek sosis dizinleri oluşturulmuştur. Oluşturulan sosisler 50-55°C'de yaklaşık 30 dakika ön kurutma işlemine tabi tutulmuştur. Daha sonra 75°C'de meşe ağacı tütsüsü ile 30 dakika tütsülenmiştir. Tütsüleme işlemi tamamlanan sosisler ön pişirme işlemine alınmıştır. Bu aşamada oluşturulan sosis örnekleri 4 gruba ayrılarak her grup için farklı sıcaklıklarda (75- 80- 85-ve 90°C'ler) su kullanılmıştır. Her sıcaklık derecesinde sosisler 10, 15, 20 ve 25 dakika süre ile pişirilmiştir. Bu aşamada sosis örnekleri gözlemlenerek şekillerinde dağılmalar, patlamalar ve iç yağlarının dışarı sızması gibi özellikler kontrol edilerek gerekli notlar alınmıştır. Haşlama işleminin ardından sosisler soğuk su (6-7°C) içerisinde 5-10 dakika kadar bekletilerek soğutulmuş ve daha sonra suları süzdürülerek buzdolabı koşullarında (4±1°C) muhafazaya alınmıştır. Daha sonra ise ayçiçek yağında eşit süre-ısı uygulamasına dikkat edilerek kızartılmış ve 5 kişilik panelist grup tarafından renk, koku, lezzet, yapı ve genel beğeni düzeyi bakımından değerlendirilmiştir. Duyusal analiz testinde 1-5 arasında puanlama kullanılmıştır (5- çok iyi, 4- iyi, 3- normal, 2- kötü, 1- çok kötü) (Kurtcan ve Gönül, 1987).

3. Bulgular

Sosis örneklerinin ön pişirme aşamasında elde edilen gözlemler neticesinde; sıcaklığın 85 °C'yi ve sürenin 15 dakikayı geçtiği uygulamalarda, sosislerin duyusal olarak şekillerinde dağılmalar, patlamalar olduğu ve bu suretle iç yağlarının dışarı sızdığı görülmüştür. Tüm sıcaklık uygulamalarında, sürenin 20 dakikayı aştığı ve 85 ve 90°C'lerde 15 dakikayı geçen uygulamalardaki örneklerde sosislerin şekillerinde dağılmalar gözlemlenmiş ve duyusal değerlendirilmeye tabi tutulmamışlardır. Diğer sosis örneklerine uygulanan duyusal değerlendirme sonuçları ise Tablo 2'de verilmiştir.

Tablo 2. *Capoetta umbla* türü balıklardan oluşturulan sosislere uygulanan farklı ön pişirme sıcaklık- süre uygulamasının duyusal değerlendirme üzerine etkileri.

ÖZELLİKLER	**75 °C**			**80 °C**			**85 °C**		**90 °C**	
	10 dk	**15 dk**	**20 dk**	**10 dk**	**15 dk**	**20 dk**	**10 dk**	**15 dk**	**10 dk**	**15 dk**
Renk	4,25	4,12	3,45	4,14	3,42	2,1	4,14	3,15	4,42	3,14
Koku	4,12	4,11	3,12	4,12	3,21	2,21	4,12	2,42	4,12	2,21
Lezzet	4,51	4,03	3,32	4,3	3,54	2,1	4,1	2,12	3,2	2,1
Yapı	4,51	4,1	3,64	4,11	3,42	2,0	3,23	2,35	3,14	2,23
Genel beğeni düzeyi	4,34	4,09	3,38	4,16	3,39	2,10	3,89	2,51	3,72	2,42

4. Tartışma ve Sonuç

Gıdaların duyusal olarak beğenilmesi; hem tüketiciler hem de üreticiler açısından oldukça önemlidir. Gıda endüstrisinde yeni bir ürün piyasaya sunulacağı zaman yeme kalitesinin araştırılması gerekir. Pazar payı artmayan, sevilerek yenmeyen ürünlerin de kalitesini yükseltmek amacıyla daha fazla deneysel çalışma yapılarak ürünün halka beğendirilmesi sağlanmalıdır (Altuğ vd., 1995; MEB, 2012).

Balıkların sosis üretiminde kullanılması ve duyusal beğenilerini arttırmak ve tüketici tercihlerine yönelik ürün oluşturmak adına birçok çalışma yapılmıştır. Örneğin; Park vd. (1978) yaptıkları bir çalışmada sosis yapımında balık eti oranının artmasıyla duyusal beğeninin azaldığını belirlemişlerdir. Daley vd. (1978) ise sosis üretiminde kullanılan su ve sodyum tripolifosfat miktarının değişmesiyle kefal (*Mugil cephalus*) balıklarından oluşturulan sosis örneklerinin dokusal farklılıklarının olduğunu ve soya unu oranına göre duyusal beğeni sonuçlarının değiştiğini, fakat birçok grubun kabul edilebilir nitelikte olduğunu belirlenmişlerdir. Sosis üretiminde tütsü uygulamasının doğal veya sıvı şekilde yapılması, kullanılan sosis kılıfının doğal veya suni olması, tüketici beğenisi üzerinde etkili olabilen diğer faktörlerdendir (Özpolat vd., 2014; Özpolat ve Patır, 2016; Özpolat ve Güran, 2017; Özpolat ve Patır, 2017).

Sosis üretiminde; ön pişirme işlem basamağında sıcaklık ve süre uygulaması ürünün formülasyonuna, kullanılan kılıfın özelliğine ve ortam şartlarına göre değişiklik gösterebilmektedir. Çalışmada elde edilen sonuçlar incelendiğinde doğal kılıf kullanılan balık sosislerinde özellikle 85°C ve 90 °C'nin uygun olmadığı, bu sıcaklıklarda sürenin 10 dakikayı geçmemesi gerektiği belirlenmiştir. Nitekim, 75 °C ve 80°C ise balık etinden doğal kılıf kullanılarak oluşturulan sosisler için uygun olduğu ve sürenin ise 15 dakikayı aşmaması gerektiği belirlenmiştir.

KAYNAKLAR

Altuğ t., Ova, G., Demirağ, K., Kurtcan, Ü. 1995. Gıda Kalite Kontrolü, Ege Üniversitesi Mühendislik Fakültesi Yayınları, İzmir.

Anar, Ş. 2010. Et ve Et Ürünleri Teknolojisi. Uludağ Üniversitesi, Dora Yayınları, Bursa.

Daley, L.H., Deng, J.G., Cornell, J.A. 1978. Development of a sausage type product from minced mullet using response surface methodology. Journal of Food Science, 43(5), 1501-1506.

Göğüş, A.K. 1986. Et Teknolojisi. Ankara Üniversitesi, Ziraat Fakültesi Yayınları No:991, Ankara.

Gökalp, H.Y., Kaya, M., Zorba, Ö. 2002. Et Ürünleri İşleme Mühendisliği, Atatürk Üniversitesi Ziraat Fakültesi Yayın No: 320, Erzurum.

Keleştemur, G.T. 2012. Effects of dietary supplementation of β-carotene on tissue MDA level of juvenile rainbow trout (*Oncorhynchus mykiss*, W. 1792). Sağlık Bilimleri Veteriner Dergisi, Fırat Üniversitesi. 26 (2): 61-64.

Kurtcan, Ü., Gönül, M. 1987. Gıdaların duyusal değerlendirilmesinde puanlama metodu. Ege Üniversitesi Mühendislik Fakültesi Dergisi, Seri B, Gıda Mühendisliği, 5, 137-146.

MEB, 2012. T.C. Millî Eğitim Bakanlığı, Gıda Teknolojisi, Duyusal Test Teknikleri, Ankara.

MEB, 2016. T.C. Millî Eğitim Bakanlığı, Gıda Teknolojisi, Et ve Et Ürünleri Teknolojisi, Ankara.

Özden, Ö., Gökoğlu, N. 1996. Soğukta Saklanan Sardalya Balığının *Sardina pilchardus* (w. 1792) Raf Ömrünün Belirlenmesi. Gıda Teknolojisi, 1, 6: 37- 42.

Özpolat, E. 2012. Bazı Tatlı Su Balıklarından Farklı Tütsüleme Yöntemleriyle Sosis Üretimi ve Raf Ömrünün Belirlenmesi. Doktora Tezi, Fırat Üniversitesi, Fen Bilimleri Enstitüsü, Elazığ.

Özpolat, E., Güran, H.Ş. 2017. Combined Effect of Sodium Polyphosphate and Smoking on Quality Parameters of Fish (Capoeta umbla) Sausage. Iranian Journal of Fisheries Sciences; 16(1):86-95.

Özpolat, E., Patır, B. 2016. Determination of Shelf Life for Sausages Produced from Some Freshwater Fish Using Two Different Smoking Methods. Journal of Food Safety; 36(1): 69-76.

Özpolat, E., Patır, B. 2017. Combined Effect of Different Casing and Liquid Smoked Concentration on The Shelf-Life of Sausages Produced from Fish (Capoeta umbla). Indian Journal of Animal Research; 51(5): 956-961.

Özpolat, E., Patır, B., Güran, H.Ş., Gül, R. M., 2014. Effect of vacuum-packing on the shelf-life of Capoeta umbla sausages. Iranian Journal of Fisheries Sciences, 13 (1), 178-184.

Öztan, A. 2008. Et Bilimi ve Teknolojisi, Gıda Mühendisleri Odası Yayınları, Ankara.

Park, E.Y., Brekke, C.J., Branen, A.L. 1978. Use of Pacific Hake *(Merluccius products*) in a Frankfurter Formulation. Journal of Food Sciences, 43, 6: 1637-1640.

Serdaroğlu, M., Deniz, E.E. 2001. Balıklarda ve Bazı Su Ürünlerinde Trimetilamin (TMA) ve Dimetilamin (DMA) Oluşumunu Etkileyen Koşullar. E.Ü. Su Ürünleri Dergisi, 18, (3-4): 575 – 581.

Tekinşen, C. O., Doğruer, Y., Güner, A. 2000. Et ve Ürünleri Hijyen ve Üretim Teknolojisi, Selçuk Üniversitesi Basımevi, Konya.

Tekinşen, C. O., Doğruer, Y., Güner, A. 2000. Et ve Ürünleri Hijyen ve Üretim Teknolojisi, Selçuk Üniversitesi Basımevi, Konya.

TSE, 1980. Et Sosisi Standardı, , T. S., Türk Standartları Enstitüsü, 868, Ankara.

TSE, 2002. Sosis, T. S. 980, Türk Standartları Enstitüsü, Ankara.

URL 1, 2019. https://www.birbes.com/pastorizasyon-nedir-nasil-yapilir-pastorizasyon-ile-besinlerde-hangi-degisimler-meydana-gelir-13945/

Varlık, C. 1994. Soğukta depolanan sardalyalarda histamin düzeyinin belirlenmesi. Gıda Teknolojisi, 19, 2: 119-124.

THE EFFECT OF CADMIUM ON THE GROWTH OF LETTUCE PLANT AND ON SOME ELEMENT AMOUNTS

Sita Sanele Kunene
ORCID: 0000-0002-0505-7669
Hakan Çelik
ORCID: 0000-0003-4673-3843
Bursa Uludag University

Abstract
A greenhouse experiment was conducted to evaluate the effects of cadmium on the growth of lettuce (*Lactuca sativa* L.) leaves and roots and on the amounts of some elements. Increasing doses of Cd (0, 10, and 20 mg kg^{-1} Cd) were applied to the soil. It was observed that increasing Cd doses decreased the dry weight amounts of lettuce both in the leaves and in the roots but without giving any chlorotic toxicity symptoms though. The least leaf (4.30 g pot^{-1}) and root (0.93 g pot^{-1}) dry weight yield was obtained from the highest dose of cadmium (Cd2). Increasing doses of Cd elevated the Cd concentrations and the up taken amounts both in the leaves and in the roots. The concentrations of Cd in the leaves and in the roots of lettuce plants at control pots were respectively found as 0.54 mg kg^{-1} and 0.41 mg kg^{-1}. However, the highest Cd concentrations in the leaves (39.52 mg kg^{-1}) and in the roots (68.5 mg kg^{-1}) were found at Cd2 and were noted to be over the limits of WHO. It was not only Cd that was accumulated but also Cr, Pb, Fe, Zn, Mn, Cu, K, Mg, and Na were also accumulated in the roots. In contrast to their concentrations, because of the decreased root development and also the translocation abilities, the up taken amounts of Cd, Zn, N, P, K, Ca, Mg, Na, and B were found to be high in the leaves. The highest up taken Cd amount in the leaves (194.69 µg pot^{-1}) was found in the first dose of Cd (10 mg kg^{-1}) and in the roots (92.50 µg pot^{-1}) it was found high in the second dose (20 mg kg^{-1}) of Cd. However, the up taken amounts of Cr, Pb, Fe, Mn, and Cu were found high in lettuce roots rather than leaves.

Keywords: Heavy metal, antagonism, interaction, toxicity

INTRODUCTION

Some heavy metal trace elements are known to be necessary for the plant growth, development and physiological life functions such as copper (Cu), zinc (Zn), iron (Fe), manganese (Mn), molybdenum (Mo), nickel (Ni), and cobalt (Co). However, it has been reported that excessive doses of these elements and the trace amounts of many heavy metals other than this group, including arsenic (As), mercury (Hg), cadmium (Cd) and lead (Pb) may be toxic to plants (Hashem et al. 2013, Adesoye 2014, Zhang et al. 2014, Mathur et al. 2016, Ali et al. 2019).

Of the related heavy metals, Cd concentrations of uncontaminated soils were reported below 0.5 mg kg^{-1} and may reach up to 3.0 mg kg^{-1} depending to the parent material (Nazar et al. 2012). Particularly as a result of intensive and continuous use of phosphorus fertilizers Cd has the potential to accumulate in soils. The maximum allowable concentration in agricultural soils in various countries was indicated between 1-20 mg kg^{-1} (Kabata-Pendias 2010).
Depending on the concentrations of cadmium in the soil, cadmium may also then accumulate in plants. This cause deterioration of many physiological events in plants such as photosynthesis, water intake, germination, transpiration, stoma movements, protein synthesis, membrane stability, enzyme activity and hormonal balance (Canal et al. 2018, Hina et al. 2019).
Due to the accumulation of heavy metals in plants and accumulation in the bodies of humans and animals which are fed with these plants through the food chain, over time can also negatively affect human health (Khan et al. 2007, Monteiro et al. 2009, Kabata-Pendias 2010, Gul et al. 2018, Manzoor et al. 2018, Ali et al. 2019).
The mean concentrations of Cd have been reported between 0.013-0.22 mg kg^{-1} in grains, 0.07-0.28 mg kg^{-1} in grasses, and 0.08-0.28 mg kg^{-1} in legumes (Nazar et al. 2012). Plants may grow in normal appearance in soils contaminated with Cd; however its element contents may not be safe for human consumption. It was also pointed out according to the World Health Organisation (WHO) report that the daily consumption of Cd was limited to as 1 µg Cd per kg^{-1} of the body weight and is equivalent to a daily intake of 70 µg for a body weight of 70 kg^{-1} (Smolders 2001).

Lettuce (*Lactuca sativa* L.) being a popular vegetable because of its widespread consumption, in recent years it has also become an important plant that can affect human health and nutrition due to its hyper accumulator properties (Canal et al. 2018).
This research was carried out to determine the effects of cadmium applied to the soil on growth of lettuce and some element amounts and also to state if the concentrations in soil and also in plants were harmful or not for human nutrition.

MATERIALS AND METHODS

A greenhouse experiment was conducted in randomized plots design with three replicates. The soil sample used in the experiment was collected from 0–20 cm depth in a field located at the Agricultural Research and Application Centre of Bursa Uludag University (39°35′, 40°40′ and 28°10′, 30°00′) in Turkey. The soil used in the experiment had a clay texture and 7.91 pH. Additionally, it had low lime content and Electrical Conductivity (EC). The soil also had adequate concentrations of organic matter and nutrient elements and did not have excessive heavy metals (Table 1).

Table 1. Some properties of the soil

Properties	Amounts	Properties	Amounts
Texture	Clay	Lime, $CaCO_3$, %	4.68
Sand, %	44.76	Organic matter, %	2.21
Silt, %	14.00	Total nitrogen (N), %	0.092
Clay, %	41.24	Available phosphorus (P), mg kg^{-1}	14.51
pH (1:2.5 soil:water)	7.91	Iron (Fe) mg kg^{-1}	12.49
EC, µS cm^{-1}	530	Cupper (Cu) mg kg^{-1}	1.56
Sodium (Na)) mg kg^{-1}	175.6	Zinc (Zn) mg kg^{-1}	0.95
Potassium (K)) mg kg^{-1}	375.5	Manganese (Mn) mg kg^{-1}	31.64
Calcium (Ca)) mg kg^{-1}	10048	Cadmium (Cd) mg kg^{-1}	0.02
Magnesium (Mg) mg kg^{-1}	390.2	Lead (Pb) mg kg^{-1}	1.82
Boron (B) mg kg^{-1}	0.65	Chromium (Cr) mg kg^{-1}	0.02

Air-dried soil was passed through a 4 mm sieve, and 3.5 kg of soil was placed into polyethylene covered plastic pots which were 20 cm in diameter and 18 cm deep. Three different rates of cadmium (0, 10 and 20 mg kg^{-1} Cd) that are mentioned in the maximum limits of various countries were applied to the soil in form of cadmium sulphate ($3CdSO_4.8H_2O$) (Extra pure, Merck, Germany). According to the nutrient treatments, the N, P, and K concentrations of the related pots were arranged at a constant value of 50 mg kg^{-1} N, with ammonium nitrate (NH_4NO_3) (Extra pure, Merck, Germany), 40 mg kg^{-1} P and 50 mg kg^{-1} K with monopotassium phosphate (KH_2PO_4) (Emprove, Merck, Germany) before planting.

After 60 days of incubation, five lettuce (*Lactuca sativa* L.) seeds (Lettuce Batavia Maritima) were planted in each pot, and three plants were left in each pot after thinning-out upon germination. The water content of the pots was adjusted to 70% of field capacity during the experiment. After 45 days, the lettuces were cut over the soil level and then the leaves and roots were immediately transferred to the laboratory. In order to avoid possible contamination from dust, the samples were well washed in tap water once and then twice with deionized water. The samples were dried in a hot air oven (Nuve KD 400, Turkey) at 70°C for 72 h, weighed and then ground using a laboratory mill (Foss CT 193 cyclotec, Denmark) passing through 0.5 mm sieve. For the evaluation of the nutrient uptake in leaves and roots, the ground samples were digested using a mixture of 3 mL nitric acid (HNO_3) (65 %, Emplura, Merck) and 3 mL hydrogen peroxide (H_2O_2) (35 %, Emprove, Merck, Germany) in a microwave oven (Berghof MWS 2, Germany) (Çelik et al. 2017). Heavy metals (Cd, Pb and Cr), and the nutrients (Fe, Zn, Mn, Cu, P, Mg and B) amounts were determined by inductively coupled plasma-optical emission spectrometry (ICP-OES) (Perkin Elmer Optima 2100DV, USA) (Hansen et al. 2013). Concentrations of Ca and K were determined by flame photometer (Eppendorf Elex 6361; Hamburg, Germany) (Horneck and Hanson, 1998). Nitrogen was determined by Kjeldahl method (Buchi K-437, K-350, Buchi, Flawil, Switzerland) (Bremner 1965). Data from all of the experiments were subjected to statistical

analysis and the mean values were compared using the least significant difference (LSD) multiple range test with the computer program MINITAB 17.1.0.0 (Minitab Inc., State College, Pennsylvania, USA).

RESULTS and DISCUSSION

Effects of Cd on Dry Weight Amounts

Increasing doses of cadmium applied to the soil significantly decreased the leaf and root dry weight yield of lettuce ($p<0.01$). The mean values of leaves and roots in control pots were determined as 7.65 g pot^{-1} and decreased with the Cd doses and were respectively found as 4.94 g pot^{-1} and 2.62 g pot^{-1}. While the highest dry weight amounts of leaves (10.68 g pot^{-1}) and roots (4.63 g pot^{-1}) were determined in the control, the least leaf (4.30 g pot^{-1}) and root (0.93 g pot^{-1}) dry weight yield was obtained from the highest dose of cadmium (Cd2). Dry weight amounts in the leaves were found higher than the roots (Table 2).

Table 2. Effects of increasing doses of cadmium on dry weight of leaf and root of lettuce.

	Plant Parts (A)	Cadmium Doses (B) (mg kg^{-1})						
		Cd0		Cd1		Cd2		**Mean**
Dry matter (g pot^{-1})	Leaves	10.68		7.43		4.30		**7.47 a**
	Roots	4.63		2.44		0.93		**2.67 b**
	Mean	**7.65**	**A**	**4.94**	**B**	**2.62**	**C**	
	A $_{LSD<0.01}$	1.602		B $_{LSD<0.01}$	1.962	AxB $_{LSD}$	ns	

The differences between values by different letters are significant. Capital letters are for each row and small letters are for each column. ns: not significant

Stolt et al. (2003) when working on bread and durum wheat and Milone et al. (2003) when also working on wheat reported that root development was prevented with high concentrations of cadmium significantly. Zhang et al (2014) also reported the decreases on root and shoot length. Canal and Bozkurt (2018) stated decreases on plant height, plant weight, and number of lettuce leaf, under toxic Cd conditions. Bitiktaş (2007) stated that the decrease in the development of plants was caused by the fact that the roots were damaged by heavy metals and that they could not get enough nutrients. Some previous researches were shown nutrient imbalances of Mg, Ca, and Fe which affects photosynthesis, chlorophyll content, membrane stability and enzymes as reason on inhibited growth of the plants under increased Cd (Azevedo et al 2005). Some studies have reported the either the synergistic or antagonistic effects on the uptake of the nutrients (Wu and Zang 2002). Yang et al. (1998) reported the decreased growth rate, dry matter yield and also accumulation of the nutrients in cabbage, ryegrass, maize and white clover.

Effects of Cd on Cadmium, Chromium and Lead Amounts

The cadmium doses applied were statistically found significant ($p<0.01$) to increase the cadmium concentrations and the up taken amounts in the leaves and roots of lettuce. Cd concentration of plants in control pots without cadmium (Cd0) was determined as 0.54 mg kg^{-}

[1] in leaves and 0.41 mg kg^{-1} in roots (Figure 1). The concentrations increased with cadmium applications and were found as 33.1 mg kg^{-1} and 39.52 mg kg^{-1} in leaves. It was observed that cadmium accumulated in the roots, and the concentrations in the roots were increased more than in the leaves and were respectively found as 44.19 mg kg^{-1} and 68.50 mg kg^{-1} (Figure 1). The least up taken amount of cadmium in leaf (5.31 µg pot^{-1}) and in root (0.50 µg pot^{-1}), were also obtained from the control dose (Cd0) where cadmium was not applied (Table 3). Since the accumulation of cadmium in the roots adversely affects root development, the up taken amount of cadmium was detected more in the leaves (129.76 µg pot^{-1}) rather than in the roots (43.06 µg pot^{-1}). The highest up taken cadmium amount in leaf (194.69 µg pot^{-1}) was obtained from the first dose of cadmium (Cd1). The amount decreased at the highest dose of Cd in relation to the decrease in dry weight and found as 189.28 µg pot^{-1} in leaves. The highest up taken cadmium amount in roots (92.50 µg pot^{-1}) was determined at the second dose (Cd2).

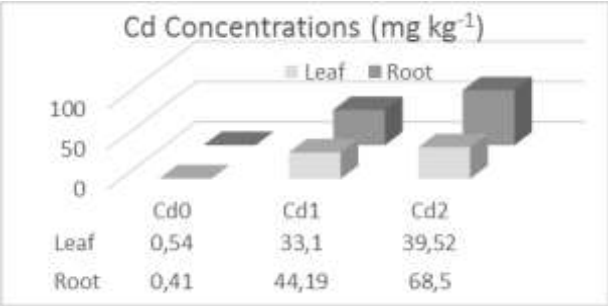

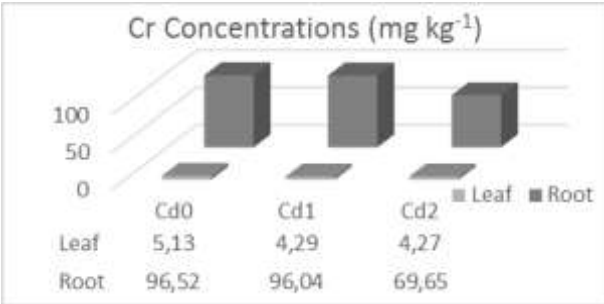

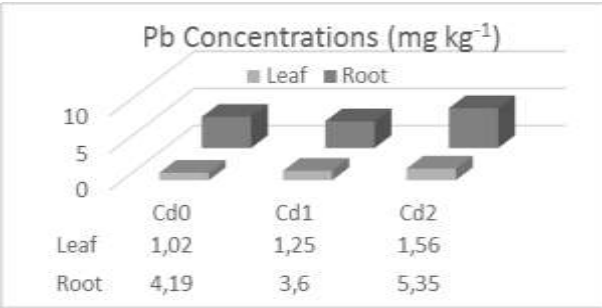

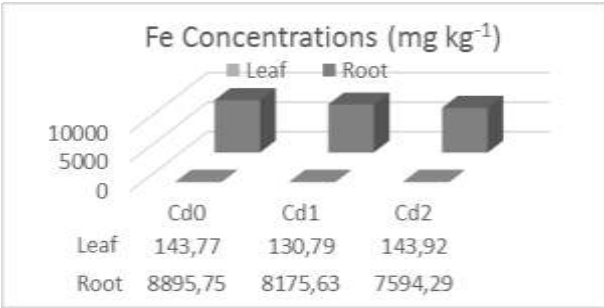

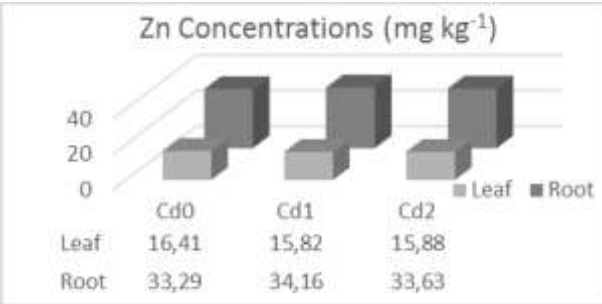

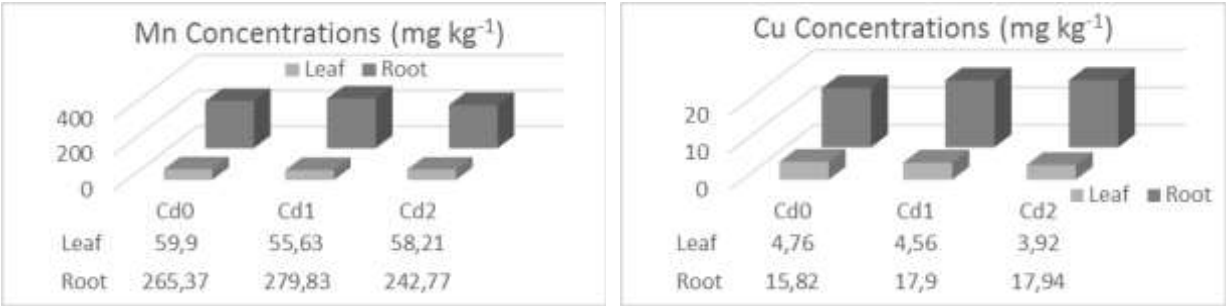

Figure 1. Effects of increasing doses of cadmium on some heavy metal contents of leaf and root of lettuce

Lehoczky et al. (1998) reported that cadmium accumulation differs according to plant varieties, and lettuce and spinach which are in the group of vegetables where leaves are edible may accumulate the cadmium element the most. Li et al. (2014) and Bakhshayesh et al. (2014) also reported elevated plant Cd concentrations related to increased Cd doses in their study. In another study, it was reported that the lettuce plant had the ability to accumulate high amounts of Cd and that the toxic effects of Cd can be observed in people who regularly consume plants which contain Cd more than 3 mg kg^{-1} in their tissues (Pais and Jones 2000).

Table 3. Effects of increasing doses of cadmium on Cd, Cr, and Pb uptake of leaf and root of lettuce

	Plant Parts (A)	Cadmium Doses (B) (mg kg^{-1})							
		Cd0		Cd1		Cd2			**Mean**
Cd	Leaves	5.31 a	B	194.69 a	A	189.28 a	A		**129.76 a**
	Roots	0.50 a	B	36.17 b	B	92.50 b	A		**43.06 b**
(µg pot^{-1})	**Mean**	**2.90**	**B**	**115.43**	**A**	**140.89**	**A**		
	A $_{LSD< 0.01}$	20.960		B $_{LSD<0.01}$	25.671	AxB $_{LSD< 0.01}$			36.304
Cr	Leaves	82.30 b	A	34.17 a	A	18.24 a	A		**44.90 b**
	Roots	496.51 a	A	164.12 a	B	70.28 a	B		**243.64 a**
(µg pot^{-1})	**Mean**	**289.40**	**A**	**99.15**	**B**	**44.26**	**B**		
	A $_{LSD< 0.01}$	114.045		B $_{LSD<0.01}$	139.676	AxB $_{LSD< 0.01}$			197.531
Pb	Leaves	4.69 b	A	8.59 a	A	4.81 a	A		**6.03 b**
	Roots	18.00 a	A	13.04 a	A	4.96 a	B		**12.00 a**
(µg pot^{-1})	**Mean**	**11.35**	**A**	**10.82**	**A**	**4.88**	**B**		
	A $_{LSD< 0.01}$	4.931		B $_{LSD<0.05}$	4.310	AxB $_{LSD<0.05}$			6.096

The differences between values by different letters are significant. Capital letters are for each row and small letters are for each column.

Various researches indicated the sufficiency level of Cd in mature leaf tissues as 0.05-0.2 mg kg^{-1} and excessive or toxic range as 5-30 mg kg^{-1} and tolerable limit for agronomic crops as 0.05-0.5 mg kg^{-1} (Kabata-Pendias 2010). In our research, the lettuce plants which were grown

under normal soil conditions had Cd concentrations in the safe limits. However, the plants grown on the soils on which Cd was applied in the range of maximum limits had taken the Cd over these dedicated limits both in the roots and in the leaves. And also the amounts were found harmful for regular consumption according to the daily intake limits of WHO (1 µg kg^{-1} weight of a human body) mentioned by Smolders (2001).

Accumulation of Cr and Pb also occurred in the roots. The up taken Cr and Pb amounts in the roots (243.64 µg Cr pot^{-1}, 12.00 µg Pb pot^{-1}) were found higher than in the leaves (44.90 µg Cr pot^{-1}, 6.03 µg Pb pot^{-1}). Along with the increased cadmium doses, the up taken amount of Cr and Pb by the leaves and roots of the plants decreased. While the highest uptake (289.40 µg Cr pot^{-1} and 11.35 µg Pb pot^{-1}) was obtained from the control dose (Cd0), the least amounts (44.26 µg Cr $pot^{-1}$and 4.88 µg Pb pot^{-1}) were determined at the second dose of Cd (Cd2). Even though the inhibited development was more severe in the roots, the up taken amount of Pb was found more in the roots rather than in the leaves because of the highest accumulated amount of Pb in the roots. Benavides et al. (2005) reported that, cadmium was in competition with the elements K, Ca, Mg, Fe, Mn, Cu, Zn, and Ni. In addition to the findings, negative effect of cadmium to Pb uptake was found in our study.

Effects of Cd on Iron, Zinc, Manganese and Copper Amounts

Fe, Zn, Mn, and Cu were also accumulated in the roots. Increasing the Cd doses decreased the concentrations except Cu in the roots (Figure 1). The up taken Fe, Mn, and Cu amounts in the roots (27341.48 µg Fe pot^{-1}, 863.49 µg Mn pot^{-1} and 44.69 µg Cu pot^{-1}) were found higher than leaves (1115.54 µg Fe pot^{-1}, 408.93 µg Mn pot^{-1} and 41.89 µg Cu pot^{-1}). However, the up taken Zn was found high in the leaves (132.86 µg Zn pot^{-1}) rather than in the roots (94.18 µg Zn pot^{-1}). Along with the increased cadmium doses, the up taken amount of Fe, Zn, Mn, and Cu were decreased. While the highest up taken amounts (29097.18 µg Fe pot^{-1}, 183.79 µg Zn pot^{-1}, 1196.15 µg Mn pot^{-1}, 71.56 µg Cu pot^{-1}) were obtained from the control dose (Cd0), but the least amounts (3710.23 µg Fe pot^{-1}, 52.28 µg Zn pot^{-1}, 217.46 µg Mn pot^{-1}, 15.93 µg Cu pot^{-1}) were determined from the second dose of Cd (Cd2) (Table 4). The accumulation of cadmium in the roots affected the root development more than leaves. However, the over accumulation of iron in the roots caused the up taken amount of iron to be found higher in the roots compared to the leaves. If the plant has Cd in the nutrient medium, a significant decrease on Fe transport and a lack of Fe in the shoots and also a mutual relationship between Cd and Fe was reported. Just as Cd complicates the Fe uptake of the plant, Fe also affects the uptake of the Cd by the plant and its transport from the roots to the shoots (Siedlecka and Krupa 1999). Wu and Zhang (2002) reported a substantial reduction in Zn concentrations of roots and shoots with increasing Cd concentration in the medium. As mentioned in the previous research results, a significant influence of Cd addition have occurred on the uptake of Zn in roots and leaves of lettuce.

Table 4. Effects of increasing doses of cadmium on Fe, Zn, Mn, and Cu uptake of leaf and root of lettuce

Plant Parts (A)	Cadmium Doses (B) (mg kg^{-1})			
	Cd0	Cd1	Cd2	**Mean**

Fe	Leaves	1607.94 b	A	1099.69 a	A	638.98 a	A	**1115.54 b**
	Roots	56586.42 a	A	18656.53 a	B	6781.48 a	B	**27341.48 a**
(µg pot^{-1})	**Mean**	**29097.18**	**A**	**9878.11**	**B**	**3710.23**	**B**	
	A $_{LSD< 0.01}$	12201.755	B $_{LSD<0.01}$	14944.037	AxB $_{LSD< 0.01}$	21134.060		
Zn	Leaves	197.19		129.17		72.22		**132.86 a**
	Roots	170.39		79.83		32.34		**94.18 b**
(µg pot^{-1})	**Mean**	**183.79**	**A**	**104.50**	**B**	**52.28**	**B**	
	A $_{LSD< 0.05}$	36.160	B $_{LSD<0.01}$	62.052	AxB $_{LSD}$	ns		
Mn	Leaves	630.77 b	A	378.30 a	A	217.73 a	A	**408.93 b**
	Roots	1761.53 a	A	611.74 a	B	217.19 a	B	**863.49 a**
(µg pot^{-1})	**Mean**	**1196.15**	**A**	**495.02**	**B**	**217.46**	**B**	
	A $_{LSD< 0.01}$	451.735	B $_{LSD<0.01}$	553.260	AxB $_{LSD<0.05}$	558.426		
Cu	Leaves	62.25		48.79		14.62		**41.89**
	Roots	80.88		35.96		17.23		**44.69**
(µg pot^{-1})	**Mean**	**71.56**	**A**	**42.38**	**B**	**15.93**	**C**	
	A $_{LSD}$	ns	B $_{LSD<0.05}$	23.670	AxB $_{LSD}$	ns		

The differences between values by different letters are significant. Capital letters are for each row and small letters are for each column. ns: not significant.

Effects of Cd on Potassium, Magnesium and Sodium Amounts

Accumulation of K, Mg, and Na also occurred in the roots (Figure 2). However, the up taken K, Mg, and Na amounts in the leaves (443.55 µg K pot^{-1}, 20.72 µg Mg pot^{-1}, 22.60 µg Na pot^{-1}) were found higher than in the roots (51.27 µg K pot^{-1}, 15.67 µg Mg pot^{-1}, 4.09 µg Na pot^{-1}) (Table 5). Along with the increased cadmium doses, the up taken amount of K, Mg, and Na were decreased. While the highest uptake (322.77 µg K pot^{-1}, 28.36 µg Mg pot^{-1}, 17.57 µg Na pot^{-1}) was obtained from the control dose (Cd0), the least amounts (148.46 µg K pot^{-1}, 9.19 µg Mg pot^{-1}, 7.76 µg Na pot^{-1}) were determined at the second dose of Cd (Cd2). Zhang et al (2014) also reported increases on the Cd concentrations and also increase on Zn, Mg and Ca in the roots; however, decreases on the Mn amounts though.

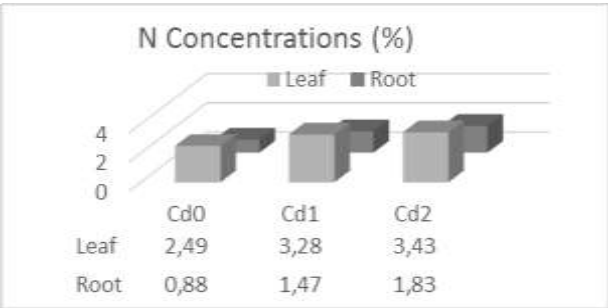

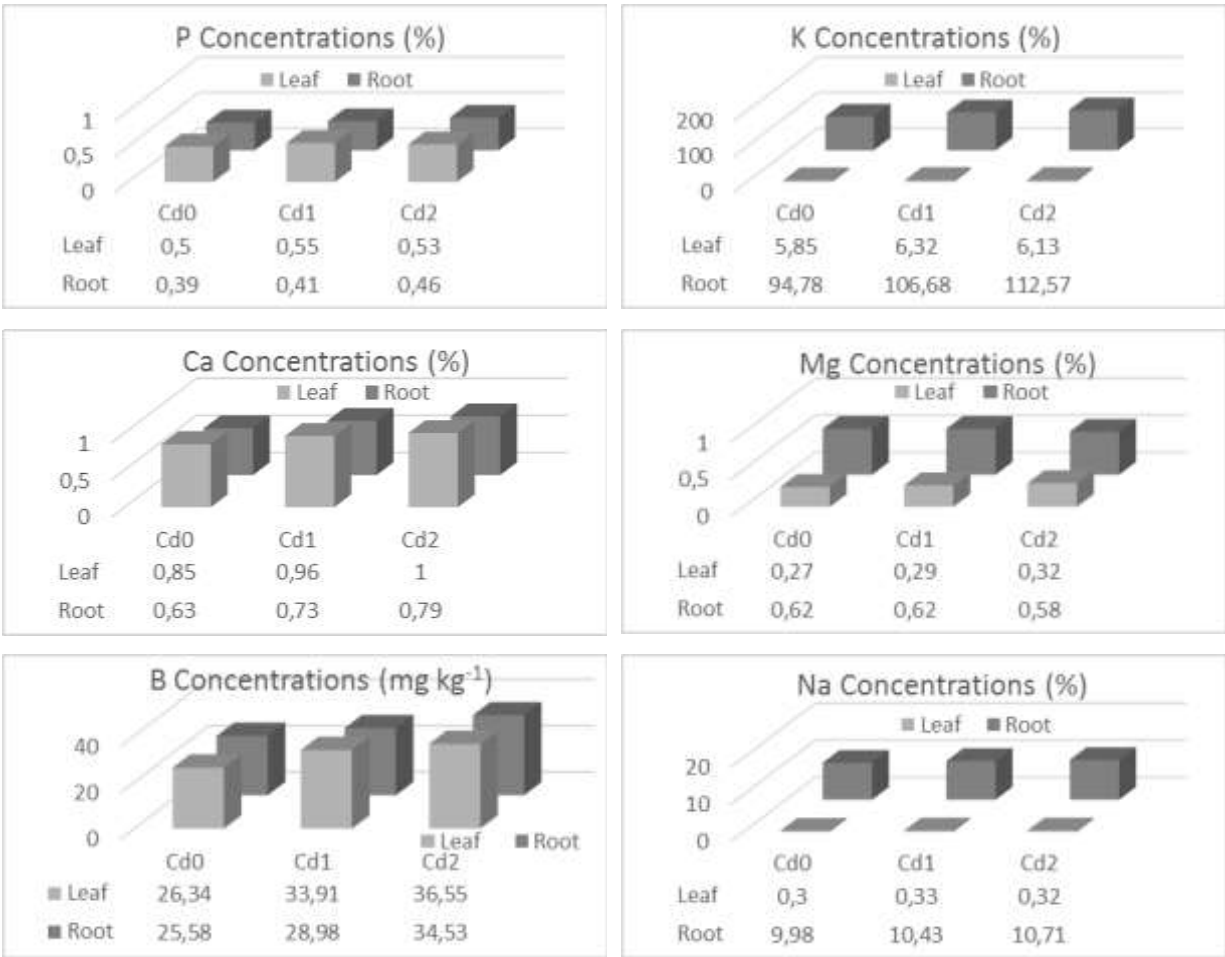

Figure 2. Effects of increasing doses of cadmium on some nutrient element contents of leaf and root of lettuce

Effects of Cd on Nitrogen, Phosphorus, Calcium and Boron Amounts

Contrast to K, Mg, and Na, the concentrations of N, P, Ca, and B were determined high in the leaves and a slight increase was shown on their concentrations (Figure2). Their up taken amounts in the leaves (215.67 µg N pot^{-1}, 39.75 µg P pot^{-1}, 67.69 µg Ca pot^{-1}, 252.11 µg B pot^{-1}) were also found higher than in the roots (30.32 µg N pot^{-1}, 11.00 µg P pot^{-1}, 14.17 µg Ca pot^{-1}, 68.22 µg B pot^{-1}) (Table 5). Along with the increased cadmium doses, the up taken amounts of N, P, Ca, and B were decreased. While the highest up taken (137.95 µg N pot^{-1}, 34.38 µg P pot^{-1}, 54.75 µg Ca pot^{-1}, 244.41 µg B pot^{-1}) was obtained from the control dose (Cd0); the least amounts (94.39 µg N pot^{-1}, 15.01 µg P pot^{-1}, 26.59 µg Ca pot^{-1}, 102.76 µg B pot^{-1}) were obtained at the second dose of Cd (Cd2). Competition of cadmium with the elements K, Ca, Mg, Fe, Mn, Cu, Zn and Ni were also reported in past researches (Yang et al. 1998, Benavides et al. 2005). Contamination degree of the soil, the plant species, plant parts, rhizosphere are important factors on nutrient uptake. However, not only Cd but also the nutrient elements concentrations, their interactions with each other for precipitation,

absorption ability from the roots and bindings with organic compounds within the medium are quite important. This was also found compatible with the previous results from other research experiments.

CONCLUSION

Increasing doses of Cd decreased the dry weight amounts of lettuce both in the leaves and roots. Cd was accumulated in the roots rather than in the leaves; however, high amounts of Cd in the soil gave rise to the amounts be found also high in the leaves. However, neither visual chlorotic nor necrotic deformation nor also toxicity symptoms appeared. The tolerance of the lettuce plant to elevated concentrations of Cd in soils may result to a health risk to humans and also to animals. Although the applied Cd concentrations were within the maximum limits mentioned in various countries, but the increased amounts in the leaves were found over the limits of WHO; so consumption of lettuce plant which is grown on such conditions without showing any symptoms may be dangerous for human health.

Acknowledgements

The manuscript was prepared from the thesis data of MSc.

REFERENCES

Adesoye, A.M., Adekola, F.A., Olukomaiya, K.O., Olukomaiya, O.O. and Iwuchukwu, P.O. (2014). Evaluation of physical properties and heavy metal composition of manure of some domestic animals. *International Journal of Innovation and Scientific Research*, *9*(2):293-296.

Ali, A.S.M., Ahmed, H.A.M., Emara, H.A.E.A., Janjua, M.N. and Alhafez, N., (2019). Estimation and Bio-Availability of Toxic Metals between Soils and Plants. *Polish Journal of Environmental Studies*, *28*(1):15-24.

Aşık, B. B., Çelik H., Turan M. A., and Katkat, A. V. (2012). Yapraktan Humik Asit Uygulamasının Tuzlu ve Kireçli Toprak Koşullarında Buğday Bitkisi Gelişimi ve Kimi Besin Elementi Alımı Üzerine Etkisi. SAÜ Fen Edebiyat Dergisi (1): 541-548.

Azevedo, H., Glória Pinto, C.G. and Santos, C. (2005). Cadmium effects in sunflower: membrane permeability and changes in catalase and peroxidase activity in leaves and calluses. *Journal of Plant Nutrition*, *28*(12), pp.2233-2241.

Bakhshayesh B.E., Delkash M., and Scholz M. (2014). Response of Vegetables to Cadmium Enriched Soil. Water, 1246-1256.

Benavides M.P., Gallego M.S., Tomaro L.M. (2005). Cadmium Toxicity in Plants. Braz. J. Plant Physiol., 17 (1): 21-34.

Bitiktaş A. (2007). Çinko ve Kadmiyum Toksitesinin Marul Bitkisinde Gelişme ve Bazı Antioksidant Enzimlerin Aktivitesine Etkileri. Yüksek Lisans Tezi. Yüzüncü Yıl Üniversitesi, Van, Türkiye.

Bremner, J. M. (1965). Total nitrogen. In *Methods of soil analysis, part 2*, ed. C. A. Black, 1149–1178. Madison, Wisc.: ASA.

Canal, S.B, Bozkurt, M.A. and Kipcak, S., (2018). The effects of organic amendments on cadmium uptake of spinach (Spinacia oleracea L.) and plant growth under cadmium toxicity. *Fresenius Environmental Bulletin*, *27*(5), pp.3174-3179.

Canal, S.B. and Bozkurt, M.A. (2018). Kadmiyum Toksisitesine Karşı Demir Gübrelemesi ve Arıtma Çamurunun Marul (Lactuca sativa L. var. longifolia) Bitkisinin Gelişimine ve Antioksidatif Enzim Aktivitesine Etkisi. *Yüzüncü Yıl Üniversitesi Tarım Bilimleri Dergisi*, *28*(1), pp.19-26.

Çelik, H., Turan, M.A., Aşık, B.B. and Katkat, A.V. (2017). Evaluation of analytical methods for boron determination in maize shoots. *Communications in Soil Science and Plant Analysis*, *48*(21):2573-2581.

Gul, I., M. Manzoor, J. Silvestre, M. Rizwan, K. Hina, J. Kallerhoff and M. Arshad. (2018). EDTA−Assisted phytoextraction of lead and cadmium by pelargonium cultivars grown on spiked soil.Int. J. Phytorem. DOI: 10.1080/15226514.2018.1474441.

Hansen T.H., T.C. de Bang, K.H. Laursen, P. Pedas, S. Husted, and J.K. Schjorring. (2013). Multi element plant tissue analysis using ICP spectrometry, *In: Plant Mineral Nutrients. Methods in Molecular Biology (Methods and Protocols), Vol.953.* 121-141. Maathuis, F.J. (ed). Humana Press, Totowa, NJ.

Hashem H.A., Hassanein R.A., El-Deep M.H., and Shouman A.I. (2013). Irrigation with Industrial Waste Water Activates Antioxidant System and Osmoprotectant Accumulation in Lettuce, Turnip And Tomato Plants. *Ecotoxicology and Environmental Safety*, 95: 144–152.

Hina, K., Kanwal, S.S., Arshad, M. and Gul, I. (2019). Effect of cadmium (Cd) stress on spinach (Spinacea oleracea) and its retention kinetics in soil in response to organic amendments. *Pakistan Journal of Agricultural Sciences*, *56*(1).

Horneck, D. A., and Hanson, D. (1998). Determination of potassium and sodium by flame emission spectrophotometry. In *Handbook of reference methods for plant analysis*, ed. Y. P. Karla, 153–155. Washington, D.C.: CRC Press.

Kabata-Pendias, A. (2010). Trace Elements in Soils and Plants. Boca Raton: CRC Press, https://doi.org/10.1201/b10158

Khan S., Cao Q., Zheng Y.M., Huang Y.Z., and Zhu Y.G., (2007). Health Risks of Heavy Metals in Contaminated Soils and Food Crops Irrigated with Wastewater in Beijing, China. *Environmental Pollution*, 152: 686-692.

Khan, M.A., Khan, S., Khan, A., and Alam, M. (2017). Soil contamination with cadmium, consequences and remediation using organic amendments. *Sci Total Environ*. 601–602:1591–1605.

Lehoczky, E., Szabo, L. and Horvath, Sz. (1998). Cadmium uptake by lettuce in different soils. *Commun. Soil Sci. Plant Anal.*, 29(11-4): 1903-1912.

Li S., Wang F., Ru M., and Ni W. (2014). Cadmium Tolerance and Accumulation of Elsholtzia Argyi Oriıgining from a Zinc/Lead Mining Site – a Hydroponics Experiment. *International Journal of Phytoremediation*, 16: 1257–1267.

Mathur, S., Kalaji, H.M., and Jajoo, A. (2016). Investigation of deleterious effects of chromium phytotoxicity and photosynthesis in wheat plant. *Photosynthetica* 54:1-9.

Manzoor, M., Gul, I., Silvestre, J., Kallerhoff, J. and Arshad. M. (2018). Screening of indigenous ornamental species from different plant families for Pb accumulation potential exposed to metal gradient in spiked soils. *Soil Sediment. Contam*. 27:439–453.

Milone M.T., Sgherri C., Clijsters H., and Navari-Izzo F. (2003). Antioxidative Responses of Wheat Treated with Realistic Concentration of Cadmium. *Environmental and Experimental Botany*, 50: 265–276.

Monteiro MS, Santos C, Soares A, and Mann, R. (2009). Assessment of biomarkers of cadmium stres in lettuce. *Exotoxicology and Environmental Safety*. 72:811-818.

Nazar, R., Iqbal, N., Masood, A., Khan, M.I.R., Syeed, S. and Khan, N.A. (2012). Cadmium toxicity in plants and role of mineral nutrients in its alleviation. 3:1476-1489.

Pais, I., Jones, J.B.Jr., (2000). The Handbook of Trace Elements. Published by St. Lucie Pres, Boca Raton, Florida.

Siedlecka, A, Krupa, Z. (1999). Cd/Fe interaction in higher plants. Its consequence for the photosynthetic apparatus. *Photosynthetica*. 36(3):321-331.

Smolders, E. (2001). Cadmium uptake by plants. *International journal of occupational medicine and environmental health*, *14*(2), pp.177-183.

Stolt, J.P., Sneller, F.E.C., Bryngelsson, T., Lundborg, T., and Schat, H. (2003). Phytochelatin and Cadmium Accumulation in Wheat. *Environmental and Experimental Botany*, 49: 21-28.

Wu, F. and Zhang, G. (2002). Alleviation of cadmium-toxicity by application of zinc and ascorbic acid in barley. *Journal of Plant Nutrition*, *25*(12), pp.2745-2761.

Yang, M.G.; Lin, X.Y.; and Yang, X.E. (1998). Impact of Cd on Growth and Nutrient Accumulation of Different Plant Species. *Chinese J. Appl. Ecol*., 9, 89–94.

Zhang, X., Gao, B., Xia, H. (2014). Effect of Cadmium on Growth, Photosynthesis, Mineral Nutrition and Metal Accumulation of Bana Grass and Vetiver Grass. *Ecotoxicology and Environmental Safety*, 106: 102–108.

TILTING TORQUE GENERATION WITH ELECTROMAGNATIC AND SUPERCONDUCTING MAGNETIC BEARING FLYWHEEL SYSTEM

Mutlu Altınkılıç
https://orcid.org/0000-0003-4989-0131
Sinan Başaran
https://orcid.org/0000-0002-3783-2260
Bilecik Şeyh Edebali University

Abstract

The aim of this study is to develop a flywheel prototype that is potentially applicable to a spacecraft device. Reaction wheels, momentum wheels, and control moment gyroscopes (CMG) are the devices that are being used in attitude control of spacecraft. Currently such devices use the conventional mechanical bearings. Magnetic bearings can be used to improve the torque-to-noise ratio by eliminating the parasitic torque noises which are the characteristics of ball bearings. On the other hand, the large power consumption of the magnetic bearing is a problem for application to such devices. The low energy consumption of the magnetic bearing is a desired property because the lifetime of a satellite in the space is generally limited to the lifetime of the devices used for energy demand. The attitude control devices are the actuators of the control system in the spacecraft. For safe operation of the actuators in long run, the contactless and free of mechanical wear, magnetic bearing can be advantageous for space applications. A control moment gyroscope created using gimbal mechanism has some distinctive features for attitude control. It consists of a spinning flywheel and one or more motorized gimbals. A new idea can be suggested using the proposed hybrid magnetic bearing flywheel system given in this study. The magnetic bearings provide elastic support and levitate the rotor in a gap in axial direction. The superconducting bearing is used at the bottom of the system to levitate the rotor in radial direction. The spinning flywheel can be tilted using magnetic forces of the electromagnets in small degrees without contacting the magnetic bearings inside the gaps between the rotor and bearings. This will create a small gimbaling effect and generate gyroscopic torque. The proposed hybrid bearing flywheel system is suitable for small angular movements of the rotor.

Keywords: Flywheel System, Active Magnetic Bearing, Superconducting Magnetic Bearing, Tilting Torque

Introduction

In conventional machinery, roller bearings or journal bearing are used to support rotating parts, depending on design criteria and the load on the machine elements. In these types of bearings mechanical contact is unavoidable; therefore, there is always friction between the

moving parts. For such conventional bearings, as a result of friction, vibration and noise occurs and lubrication is necessary. Unlike traditional mechanical bearings, magnetic bearings provide motion between housing and the rotor without contact thus without needing lubrication. The coefficient of friction between the rotating parts of a magnetic bearing, at an angular speed of 5200 rpm, is at the magnitude of 10^{-7} (Ma et al., 2003) (Xu et al., 2016) which can be neglected for almost all engineering applications.

Due to nature of the magnetic bearings their usage are preferred in clean room environment such as micro-electro-mechanical systems (MEMS) production facilities. The turbomolecular pumps to create high-level vacuum is the most widespread commercial application of magnetic bearings; however, with state of the art technologies, magnetic bearings are used in energy storage flywheels and space applications. Reaction wheels, momentum wheels, and control moment gyroscopes are applications where magnetic bearings are used for momentum exchange devices for attitude control (Tang et al., 2007) (Sawada et al., 2000) (Zhang et al., 2018). Energy loss for flywheel energy storage system which uses superconducting magnetic bearing goes down to 0.1% of the energy stored per hour whereas this ratio is 1% to 5% for conventional bearings (Strasik et al., 2007) (Ichihara et al., 2005). Magnetic bearings have also some use in medical machinery like supporting the axial flow pump, which is used for pumping blood (Cheng et al., 2011).

Depending on the application the magnetic bearings can be classified as active magnetic bearings (AMB), passive magnetic bearings (PMB), superconductive magnetic bearing (SMB) and hybrid magnetic bearings (HMB). Basically, active magnetic bearings consist of electromagnets, ferromagnetic bulk body, sensors, and control system, whereas passive magnetic bearings consist of permanent magnets facing each other in opposite poles. Although passive magnetic bearings don't require an active control system it doesn't provide levitation by itself. Another passive control approach is superconducting magnetic bearings. The most important advantage of this magnetic bearing structure is that it provides stable levitation in the passive state.

Active magnetic bearings can provide levitation albeit they are expensive due to control systems and requires power compared to passive magnetic bearing systems. To overcome this problem hybrid magnetic bearings are used. Hybrid magnetic bearings are basically active magnetic bearings and passive magnetic bearings combined. Hybrid magnetic bearings are advantageous due to lower power consumption compared to active magnetic bearings since permanent magnets help elevating the rotor. However, permanent magnets do not have the perfect diamagnetism therefore adding permanent magnets to a magnetic bearing increases the uncertainty of the system. Which means the power required to elevate the rotor decreases; however, the system becomes more unstable and diverges more quickly than active magnetic bearings. This problem can be overcome by using superconductor and permanent magnet pairs. Although this increases the cost of the magnetic bearing, the power required is less compared to active magnetic bearing and is more stable compared to hybrid magnetic bearing with only permanent magnet pairs are used (Sotela et al., 2007).

Hybrid Magnetic Bearing (HMB) System for Tilting Torque Generation

The proposed hybrid magnetic bearing flywheel system structure for tilting torque generation is shown as a cross section schematically in Figure 1. The system basically consists of a flywheel and lower rotor. Four active electromagnet pairs are positioned facing the x-z and y-z planes. In addition, non-contact eddy current position sensors are located right next to the electromagnets to measure the instant position for feedback control system. In the proposed structure, the main bearing which carries the load of the rotor and flywheel is the superconducting magnetic bearing located at the bottom of the rotor. The superconducting magnetic bearing, consisting mainly of HTS bulk and permanent magnet pairs, also has a liquid nitrogen unit for cooling HTS bulk material. The proposed system has a symmetrical structure.

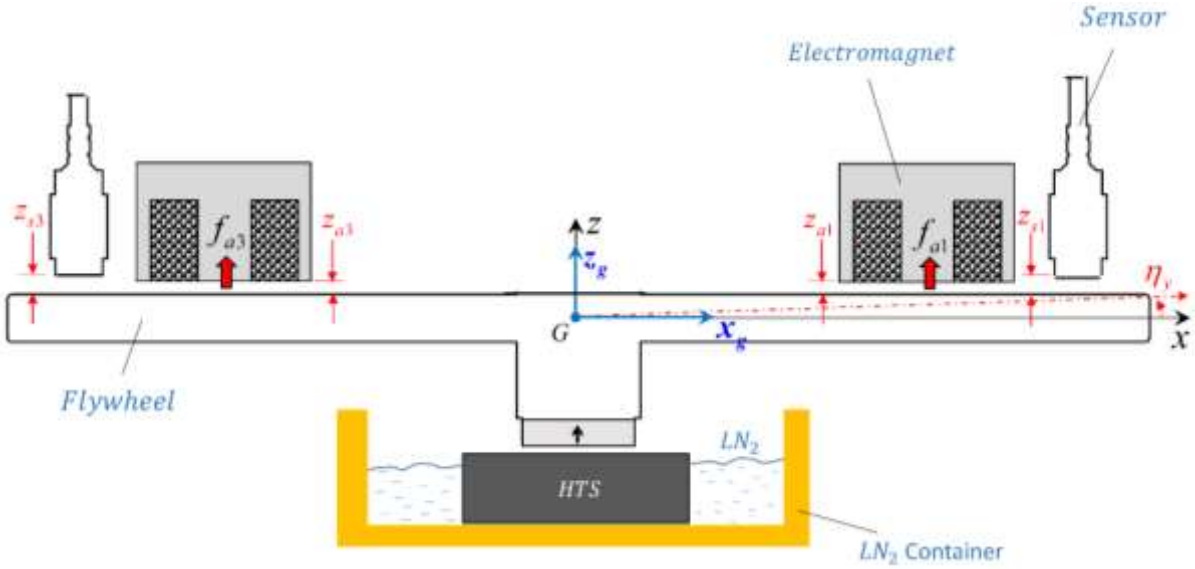

Figure 1. Proposed electromagnetic and superconducting magnetic bearing flywheel system

Small Tilting Torque Generation

A new idea can be suggested using the proposed hybrid magnetic bearing flywheel system with electromagnetic and superconducting magnetic bearing flywheel given in Figure 1. The magnetic bearings provide an elastic support and levitate the rotor in a gap in all directions such as (x_0, y_0, z_0). The electromagnetic bearings suspend the rotor in axial direction, and the superconducting bearing suspend the in all direction due to the three-dimension stiffness characteristics. The spinning flywheel can be excited in rotationally around x and y direction using electromagnetic forces in small angles by preserving the gap between the rotor and the housing. This will result in the generation of gyroscopic torque and gimbaling effect without a gimbal. The proposed hybrid bearing flywheel system is suitable for small angular motions of the rotor. The output torque equation for small gimbal approach is defined as

$$\tau_o = H_m\dot{\theta}_x + H_m\dot{\eta}_x \tag{1}$$

where $\dot{\theta}_x$ is the precession rate generated by tilting the rotor using electromagnets. Also, H_m is the angular momentum of the rotating flywheel such as

$$H_m = I_p\omega \tag{2}$$

Modelling of Electromagnetic and Superconducting Magnetic Bearing Flywheel System

A mathematical model of the proposed design is necessary for stability analysis and simulation studies. The electromagnets of the actively controlled magnetic bearing in the z direction generate attractive magnetic forces to levitate the flywheel. And superconducting bearing in lower rotor balances the weight load. The stiffness *x*, *y*, and *z* direction due to superconductor, permanent magnet pair is as follows:

$$k_{xx} = k_{yy} = \frac{\mu_0 m_{11} m_{12}}{4\pi}\left[\frac{8-6\theta}{(z+h)^5}\right] \tag{3}$$

$$k_{zz} = \frac{\mu_0 m_{11} m_{12}}{4\pi}\left[\frac{3}{z^5} - \frac{24}{(z+h)^5}\right] \tag{4}$$

where μ_o is vacuum permeability, m_{11}, and m_{12} are magnetic moment of dipole of superconductor and permanent magnet respectively, θ is the tilting angle, h is the distance between permanent magnet and superconductor during field cooling and z is the distance of diamagnetic image of permanent magnet after the field cooling. Note that since the tilting is small, small angle approximation is used to calculate stiffness. Stiffness in x and y direction are the same due to symmetry.

The electromagnetic force generated by the electromagnets can be written as:

$$F_{z_j} = K\frac{i_{z_j}^2}{\left(z_0 - z_j\right)^2} \qquad j = 1,2,3,4 \tag{5}$$

where i_{z1} to i_{z4} is controll current for the electromagnets, z_o is the gap between the flywheel and electromagnet and K is magnetic force coefficient.

Then the equation of motion can be written as:

$$m\ddot{z} + k_{zz}z = F_{z_1} + F_{z_2} + F_{z_3} + F_{z_3} \tag{6}$$

$$m\ddot{x} + k_{xx}x = 0 \tag{7}$$

$$m\ddot{y} + k_{yy}y = 0 \tag{8}$$

$$J_x\ddot{\theta} = F_{z_1}l_y + F_{z_3}(-l_y) \tag{9}$$

$$J_y\ddot{\theta} = F_{z_2}l_x + F_{z_4}(-l_x) \tag{10}$$

where m is the mass of the flywheel, J_x and J_y are moment of inertia of the flywheel with respect to x and y direction, l_x and l_y are the distance from the G to point where resulting electromagnetic force is acting. Note that l_x and l_y are the same but the subscript denotes the direction of the vector. According to equation 6 levitation is a result of permanent magnet

superconductor pair and any tilting can be controlled by electromagnets. In equation 7 and 8, it can be seen that although there is no control that prevents flywheel to move in x and y direction, the stiffness of permanent magnet and superconductor pair tries to keep the flywheel in its original position. In equation 9 and 10 the stiffness of superconductor and permanent magnet are omitted because of two reasons. The first reason is that the force generated by the superconductor and permanent magnet pair that is acting on rotational direction is very small. The second reason is that the moment arm where the electromagnets are acting (l_x, l_y) are very large compared to superconductor and permanent magnet pair.

Controller Development and Simulation Works

A PID type control algorithm has been worked and implemented to the proposed electromagnetic and superconducting magnetic bearing flywheel system in order to the effectiveness of the small tilting torque generation. PID controllers applied on the four electromagnets. The desired trajectory of four electromagnets are given in Figure 2 so the flywheel can generate the tilting torque on both the x and y axes of the rotor. The output torque of the system using small tilting with electromagnets is given in Figure 3.

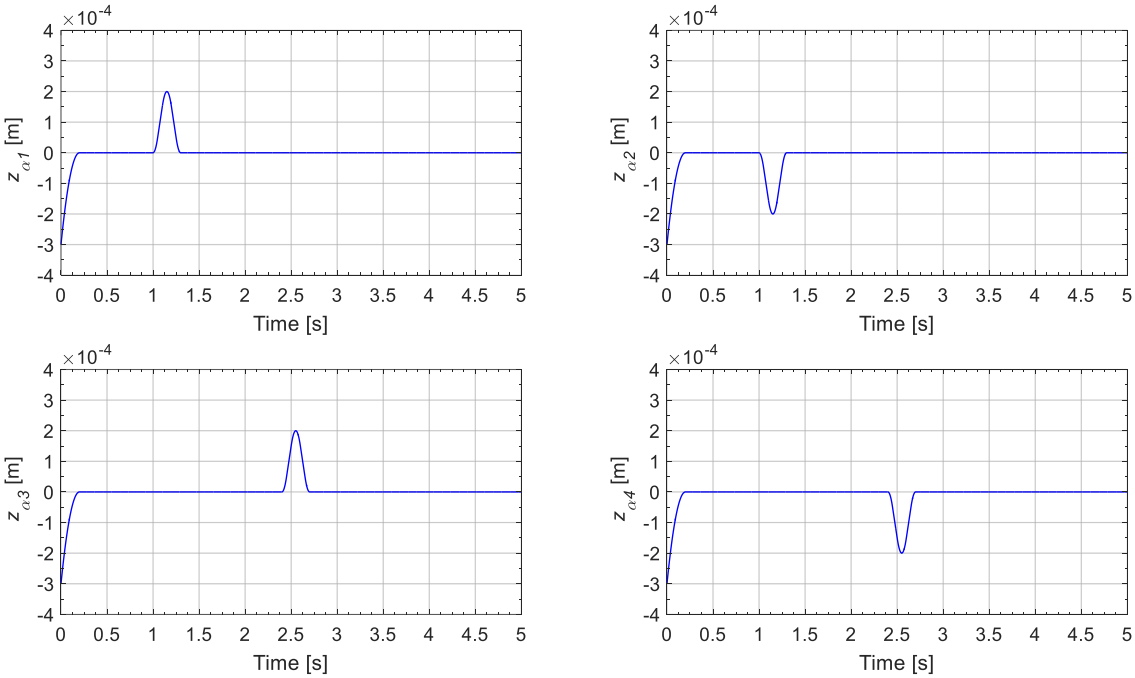

Figure 2. Electromagnet location desired trajectory Torque output using small tilting with electromagnets

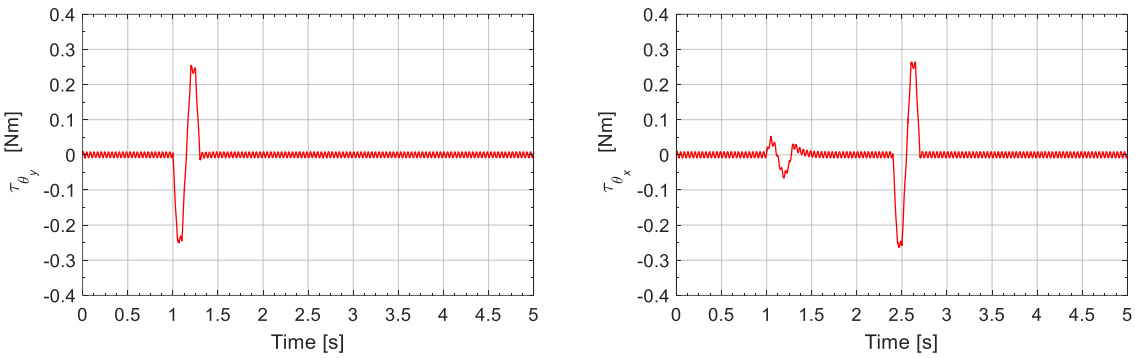

Figure 3. Torque output using small tilting with electromagnets.

Conclusion

The small gimbal effect concept defined in this research without using a gimbal mechanism is a promising idea. Using this approach, an output torque maximization study can be conducted by modifying the levitation air gaps. Thanks to the knowledge gained within the scope of this simulation study, it is planned to conduct experimental verification studies in the future.

References

Cheng, S. Olles, M.W. Burger, A.F. Day, S.W. 2011. *Optimization of a hybrid magnetic bearing for a magnetically levitated blood pump via 3-D FEA.* Mechatronics. 21(7): 1163-1169

Ichihara, T. Matsunaga, K. Kita, M. Hirabayashi, I. Isono, M. Hirose, M. Yoshi, K. Kurihara, K. Saito, S. Murakami, M. Takabayashi, H. Natsumeda, M. Koshizuka, N. 2005. *Applicaiton of superconducting magnetic bearings to a 10 kWh-class flywheel energy storage system.* IEEE Transactions on Applied Superconductivity 15(2): 2245-2248

Ma, KB. Postrekhin, YV. Chu, WK. 2003. *Superconductor and magnetic levitation devices.* Review of Scientific Instruments. 74(12): 4989-5012

Sawada, H. Hashimoto, T. Ninomiya, K. 2018. *High-stability attitue control of satelites by magnetic bearing wheels.* Transactions of the Japan Society for Aeronutical and Space Sciences 44(145):133-141

Sotelo, G.C. De Andre, R. Ferreira, A.C. 2007. *Magnetic bearing sets for a flywheel system.* IEEE Transactions on Applied Superconductivity 17(2): 2150-2153

Strasik, M. Johnson, P.E. Day, A.C. Mittleider, J. Higgins, M.D. Edwards, J. Schindler, J.R. McCrary, K.E. McIver, C.R. Carlson, D. Gonder, J.F. Hull, J.R. 2007. *Design fabrcation, and*

test of a 5-kWh/100kW flywheel energy storage utilizing a high-temperature superconducting bearing. IEEE Transactions on Applied Superconductivity 17(2): 2133-2137

Tang, J. Zhang, Y. Fang, J. 2007. *Superconducting levitation styles for superconducting energy storage flywheel.* 2007 International Conference on Mechatronics and Automation: 2889-2893

Xu, J. Yuan, X. Zhang, CP. Miao, X. 2016 *Dynamic characteristics of high-T-c superconductor and hydrodynamic fluid-film compund bearing for rocket engine.* IEEE Transactions on Applied Superconductivity 26(3): 3600505

Zhang, L. Du, J. Feng, J. 2018. *Control for the magnetically suspended flat rotor tilting by axial forces in a small-scale control moment gyro.* IEEE Transactions on Industrial Electronics 65(3):2449-2457

DETERMINATION OF THERMODYNAMIC PROPERTIES OF AMINO ACIDS BY MOLECULAR DYNAMIC METHOD

Levent Songur
Orcid: 0000-0002-3593-671X
Soner Özgen
Orcid: 0000-0003-4292-9187
Oğuzhan Orhan
Orcid: 0000-0003-2049-053X
Firat University

Abstract
A complete understanding of the atomic level behaviors of proteins and their building blocks, which are the most remarkable in biomolecule studies, is a key factor in drug and vaccine development studies. Since molecular movements are not easy to examine experimentally at the atomic level, these studies can be conducted using physics-based molecular dynamic simulation results. Molecular Dynamics simulations (MD) is employed to model biomolecules systems in atomic level and thermodynamic parameters of the model system could be obtained by MD. These studies, that is based on MD, contribute to understanding the structural properties of proteins and drug or vaccine design studies. In this study, has been aimed to simulate amino acids of Alanine, Leucine, Valine, Serine, Isoleucine, Lysine, Asparagine, Arginine, Threonine, Phenylalanine, that is those with a high frequency in protein structures, with potential energy approach.It has been determined their thermodynamic parameters. The crystal structures of the agreed amino acids were taken from the European Protein Data Bank. Molecular mechanical potential files to be used in the LAMMPS simulator were created by CHARMM36 force field parameters for each amino acid. Thermodynamic stability of amino acids modeled by force fields at 310 K temperature has been investigated by LAMMPS. As a result of the study, intra-molecular and intermolecular interactions has been calculated for 10 different amino acids. The mean value table for enthalpy, Van der Waals, electrostatic, dihedral, molecular and potential energy has been prepared and analyzed by comparison with the graphics.

Keywords: Amino acid, molecular dynamics, lammps, thermodynamics, protein

INVESTIGATION OF THE EFFECTS OF LOW ENERGY RADIATION ON DECA ALANINE BY MOLECULAR DYNAMIC METHOD

Levent Songur
Orcid : 0000-0002-3593-671X
Soner Özgen
Orcid : 0000-0003-4292-9187
Oğuzhan Orhan
Orcid: 0000-0003-2049-053X
Firat University

Abstract
Bio-molecular structures is indicated highly useful results that it is investigated by molecular dynamics simulation which is simulated external environmental conditions and physical effects by included among atomic interaction. In this study, the thermodynamic and structural response of the bio-molecular structure unit, deca alanine, to low-dose radiation was investigated with the help of molecular dynamics simulations. For this purpose, CHARMM force field parameters of deca alanine molecule with 103 atoms are determined. Thermodynamic and structural stability of the model molecule at room temperature and body temperature were investigated. And then, the thermodynamic and structural response of the model system against the radiation effect in 10 different directions and from 0 to 1 eV under dynamic conditions were investigated with the LAMMPS molecular dynamic simulator. Variation in molecular mechanical energy and thermodynamic parameters were determined by analyzed Simulation results. It has been observed that applying radiation along different directions in the same energy causes changes in bond energies and electronic energies. It is concluded that the determined structural and energetic changes could cause bio-molecular diversity.

Keywords: Alanine, molecular dynamics, biodiversity, radiation

DÜŞÜK ENERJİLİ RADYASYONUN DECA ALANİN ÜZERİNE ETKİLERİNİN MOLEKÜLER DİNAMİK YÖNTEMLE İNCELENMESİ

Özet

Biyo-moleküler yapıların, atomlar arası fiziksel etkileşmeleri modellenerek dış çevre koşullarına ve fiziksel etkilere bağlı davranışları moleküler dinamik simülasyonları yardımıyla incelenebilmekte ve oldukça faydalı sonuçlar üretilmektedir. Bu çalışmada, biyo-moleküler yapı birimi olan decaalaninin düşük doz radyasyona karşı termodinamik ve yapısal tepkisi moleküler dinamik simülasyonları yardımıyla incelenmiştir. Bu amaçla, 103 atomlu decaalanin molekülünün CHARMM kuvvet alanı

parametreleri belirlenmiştir. Model molekülün oda sıcaklığında ve vücut sıcaklığında termodinamik ve yapısal kararlılığı incelenmiştir. Daha sonra model sistemin dinamik şartlar altında, 10 farklı doğrultu ve 0 – 1 eV aralığında radyasyon etkisine karşı termodinamik ve yapısal tepkisi LAMMPS moleküler dinamik simülatörü ile incelenmiştir. Simülasyon sonuçları analiz edilerek moleküler mekanik enerji ve termodinamik parametrelerindeki değişimler belirlenmiştir. Aynı enerjide farklı doğrultularda radyasyon uygulanmasının bağ enerjilerinde ve elektronik enerjilerde değişimlere neden olduğu gözlenmiştir. Tespit edilen yapısal ve enerjik değişimlerin biyo-moleküler çeşitliliğe neden olabileceği sonucuna varılmıştır.

Anahtar Kelimeler: Alanin, moleküler dinamik, biyo çeşitlilik, radyasyon

1. GİRİŞ

Canlı organizmalar moleküler düzeyde incelendiğinde fiziksel ve kimyasal kanunlara uyan cansız moleküllere sahiptir. Canlı organizmalardaki hücrelerin yapı taşlarını oluşturan organik moleküllere biyomolekül denir. Biyolojik molekül olarak da adlandırılan, farklı boyutları ve çeşitli yapıları olan biyomoleküllerin birçok fonksiyonel görevi vardır. Biyomoleküllerin yapısını ve işleyişini anlamak birçok biyolojik olayın çözülmesi için önemlidir. Canlılardaki yaşam süreçlerine dair mekanizmaların anlaşılması, biyoteknolojinin gelişmesi, hastalıkların tedavi edilmesi, ilaç geliştirilmesi gibi birçok alanda katkı sağlayacaktır. Biyomoleküller genel olarak karbonhidratlar, yağlar proteinler ve nükleik asitler olarak sınıflandırılabilir. Bunlar canlı organizmaların temel yapı taşlarıdır ve bu nedenle biyomoleküllerin varlığı ve uygun konsantrasyonları canlı hücrelerin yapısı ve düzgün çalışması için hayati öneme sahiptir. Deneysel yöntemlerle bulunan biyolojik makromoleküllerin sayısı oldukça fazladır. ve bu sayı gittikçe artmaktadır (Kamp, Shaw, Woods ve Mullholland, 2008) Biyolojik makro moleküler sistemlerin -fonksiyonları güncel araştırmalarda, hesaplamalı biyologların, kuramsal kimyagerlerin ve biyofizikçilerin dikkatini çekmektedir. Biyolojik makro moleküllerin hesaplama modellerinin altında yatan hipotez, bu tür sistemlerin davranışlarının temel atomik bileşenlerinin etkileşimlerini ve hareketlerini yöneten temel fiziksel ilkeler açısından tanımlanabilmesidir. (Brooks ve diğerleri, 2009).

1.1.Biyomoleküllerde Radyasyon Etkileşimi

İyonize radyasyonun canlı veya cansız maddeler üzerinde olumsuz etkiler oluşturduğu bilinmektedir. Radyasyonun etkileri üzerine yapılan araştırmalara göre, radyasyonun dozuna ve maruziyet süresine bağlı olarak katılarda ve biyomoleküllerde çeşitli yapısal değişiklikler oluşturmaktadır. Bu yapısal değişiklikler sonucunda cansız katılarda fiziksel özellikleri, canlı yapılarda da biyolojik özellikleri değişmektedir. İyonlaştırıcı radyasyonun hücre bileşenlerini iyonize ettiği, böylece çeşitli radikallerin oluşumuna yol açtığı yaygın olarak kabul edilmektedir. (Denifl ve diğerleri, 2013). İyonize radyasyona maruz kalma durumunda DNA'da tek sarmal kırıkları, çift sarmal kırıkları ve protein tabanlı DNA hasarları oluşur. (Su, Meador, Geard, Balajee, 2009). Canlı hücreler üzerindeki iyonlaştırıcı radyasyon etkilerinin tam olarak tanımlanabilmesi için, DNA hasarı dışında, radyasyona duyarlı olan protein

hasarına yol açan tüm yeni olayların anlaşılması da gereklidir. İyonlaştırıcı radyasyondan dolayı polipeptidlerin bozunmasını moleküler düzeyde araştırmak için, amino asitlerin model olarak kullanıldığı çalışmalar yapılmıştır. Proteinlerin temel yapı taşları olarak, katı hal amino asitlerin radyasyona bağlı serbest radikal oluşumu çok sayıda araştırmaya konu olmuştur (Wang, Yu, Su, 2008). Biyolojik materyaldeki elektronlar için tipik bağlanma enerjileri 10 eV civarındadır ve enerjileri 10 eV'den fazla olan fotonlar iyonlaştırıcı radyasyon olarak kabul edilirken, 2–10 eV enerjili fotonlar UV aralığındadır ve iyonize değildir, ancak uyarılmaya neden olabilir (Webster, Ritenourt, Tabakov, and Hoong Ng, 2007:33-52).
Hücrelerin enerji depolama yeteneklerinden dolayı, iyonize radyasyon, bir mutajenik (mutasyona sebep olabilen) ve kanserojen ajan olarak bazı benzersiz özelliklere sahiptir ve iyonize radyasyona yüksek dozlarda maruz kalmanın insan sağlığı açısından oluşturduğu risk konusunda şüphe yoktur. Bunula birlikte, düşük doz içeren mesleki radyasyon kaynaklarına maruziyet, tanısal ve çevresel maruziyet vardır. Bu dozların insan sağlığı üzerinde hemen fark edilen hiçbir etkisi olmamasına rağmen uzun vadede kayda değer biyolojik etkileri vardır. Radyasyona maruz kalan bireyler veya hücreler arasında yapılan çeşitli çalışmalardan elde edilen kanıtlar kromozomal anomaliler veya mikro çekirdek frekans olarak anlamlı artış göstermektedir (Pnzinibbio, Crudeli, Garcia, Seoane, 2010). Düşük doz radyasyonun biyolojik nesnelere nasıl zarar verdiği günümüzün ciddi sorunlarından biri olmuştur. Bu sadece fiziksel bir süreç ise, bu şekilde radyasyona bağlı mutasyonların frekansını belirlemede kullanılan farklı hipotezler bulunmaktadır(Manabe, Ichikawa, Bando, 2012).
Ultraviyole (UV) ışık, görünür ışığınkinden daha kısa, ancak X ışınlarından daha uzun, yani 10nm ve 400nm aralığında, 3eV ila 124 eV foton enerjilerine karşılık gelen elektromanyetik radyasyondur. Günlük yaşamda esas olarak üç tip ultraviyole ışık vardır: UVA, UVB ve UVC. UVA, ultraviyole ışık en uzun dalga boylarına sahiptir. Bu dalgaların uzunluğu 315-400 nanometre arasında değişmektedir. UVA ışınları cilde diğer UV ışınlarından daha derine nüfuz eder ve cildin daha hızlı yaşlanmasına ve kırışmasına neden olabilir. Son zamanlarda yapılan çalışmalar, kanserine sebep olabilecek etkenlerden biri olduğunu göstermiştir. UVB, ultraviyole ışığı dalga boyları 280-315 nanometre arasındadır. Stratosferdeki ozon tabakası tarafından emilebilir.UVC, ultraviyole ışığı dalga boyları 100-280 nanometre arasındadır. UVC en tehlikeli, antiseptik özelliklere sahip ve en güçlü tiptir, ancak atmosfer tıkanması nedeniyle insanlara asla ulaşmaz (Tristana, Saldivara, Iqbala, Nieves, 2019; Chandra, Faudoa, Saldívar, Rittmann, 2020; csemag, 2020).

1.2.Biyomoleküllerde Simülasyon

Simülasyon, iyi bilinen teorilerden yola çıkılarak fiziksel sistemlerin makroskobik olarak gözlenebilen özelliklerini hesaplamaya ya da teorilerin geçerlilik sınırlarını ve doğruluklarını belirlemeye yarayan bir hesaplama yöntemidir. Bilgisayar simülasyonları, molekül topluluklarının özelliklerini, yapılarını ve aralarındaki mikroskobik etkileşimleri anlamak amacıyla kullanılmaktadır. Moleküler hareketlerin atomik seviyede deneysel olarak incelenmesi kolay olmadığından, fizik temelli simülasyonlar, deneysel yöntemlerle inceleme imkânı olmayan çalışmalarda, karmaşık sistemlerin tasarımı ve geliştirilmesinde değerli bilgiler sağlayıp rehberlik ederek deneylerin tamamlayıcısı olarak görülmektedir (Özgen,

1997). Bilgisayar simülasyonları, mikroskobik uzunluk ve zaman ölçekleri ile laboratuvarın makroskopik dünyası arasında bir köprü görevi görür. Bilgisayar simülasyonları iki ana gruba ayrılırlar: stokastik yöntem, Monte Carlo (MC) ve deterministik yöntem, Moleküler Dinamiktir (MD). Her ikisinden de amaç sistemlerin minimum enerjilerini belirlemek olup birbirlerinin özelliklerini birleştiren bir dizi hibrit teknik vardır (Şekil 4.2) (Allen, 2004:1-10; Rukmania, Kupgana, Anstinea, Colina, 2019).
Biyolojik açıdan ilgi çeken mezoskopik sistemlerin termodinamiği ve dinamiği ile ilgili hesaplamalı çalışmalar, ancak son zamanlarda denenmeye başlanmıştır. Klasik mekanik, bu sistemlerin özelliklerinin çoğunu tanımlamak için yeterlidir ve moleküler dinamik simülasyon yöntemi, bu tür çalışmalar için en uygun teorik yaklaşımdır. Bu kapsamda, MD simülasyonu gibi hesaplama yöntemleri, biyolojik moleküllerin zaman evrimini takip etmek için kullanılabilecek tek tekniktir, çünkü şu anda atomik ayrıntıda kesin dinamikleri izleyebilen deneysel teknikler yoktur. Deneyler proteinler gibi biyolojik makro molekülerin yapı detayları hakkında ayrıntılı bilgi edinmemizi sağlar ancak moleküllerin bireysel özgün yapılarını, kısa zaman ölçeğindeki fonksiyonların nasıl olduğunu anlamak zordur. Benzer bir şekilde membranlardaki iyon taşınması ya da enzimlerdeki kimyasal reaksiyonlar gibi hızlı süreçlerin moleküler mekanizmasını tek başına doğrudan deneysel olarak çalışmak henüz mümkün değildir. Simülasyonlar, modelleme yöntemi olarak biyomoleküllerin hareketi, dalgalanması, etkileşimi, reaksiyonu ve fonksiyonu gibi kritik boşluk doldurulma potansiyellerini sunan temel fizik tabanlıdır. Simülasyonu yapılmış yapılarda biyolojik etkinliğin tespitinin incelenmesinde atomik detayların analizi yapılabilir. Fizik temelli simülasyonlar atomik seviyedeki etkileşimlerin ifadesinde, deneysel dataların analizinde ve yorumlanması gibi biyolojinin moleküler seviyede anlaşılmasında deneylerin tamamlayıcısıdır. Simülasyonlar hali hazırda enzimlerin biyokimyasal reaksiyonları, proteinlerin fonksiyonel yapısı ve hastalıkların moleküler sebeplerinin anlaşılmasında ilaçların katalizinin tasarlanmasında yardımcı olabilirler. (Mulholland, 2008; Kamp, Shaw, Woods ve Mullholland, 2008; Klepeis, Larsen, Dror, Shaw, 2009).

2. MATERYAL METOT

Proteinler, amino asitlerin zincir halinde birbirlerine bağlanması sonucu oluşan büyük organik bileşiklerdir. Her proteinin kendisine has özelliklerinin olmasını sağlayan özel amino asit dizilimleri vardır. Proteinlerin işlevlerinin çoğu, kendisini oluşturan amino asitlerin özelliklerinin tayin edilmesiyle anlaşılabilir. Proteinlerin yapısını anlamak için yapıtaşları olan amino asitlerin yapısını anlamak gerekir. Proteinler DNA tarafından şifrelenen 20 amino asidin (L–amino asidi) peptid bağlarıyla bağlanmasıyla oluşur. Proteinlerin yapısı, 20 amino asitten oluşan alfabe ile yazılan bir dil olarak düşünülebilir. Amino asitler, proteinleri oluşturan monomerlerdir ve bakterilerden insana, her canlı hücrede biyolojik mekanizmaların çoğunu oluşturan makro moleküllerdir. (Yakubovich, 2010:27-29; wikipedia, 2020). Canlı yapısında bulunan 20 çeşit amino asit olup bu amino asitlerin çeşitliliğini yan zincir olan R grubu (Rezidü) belirlemektedir. Bu yan zincirler nihai peptit veya proteine farklı kimyasal, fiziksel ve yapısal özellikler kazandırır. Şekil 2.1'de gösterildiği gibi bir amino asitin

yapısında merkez alfa karbon (C^a) atomuna bağlı bir korboksil grubu (COOH), bir amino grubu (NH2) bir R grubu, bir de hidrojen (H) bulunur. Amino asitler, adından da anlaşılacağı gibi, hem bir bazik amino grubu hem de bir asidik karboksil grubu içerir. Bu iki işlevlilik, ayrı ayrı amino asitlerin peptit bağları oluşturarak uzun zincirlerde birleşmesine izin verir: bir amino asidin - NH2 grubu ile diğerinin –COOH grubu arasındaki bağa amid bağ amid bağıdır. Proteinlerde yaygın olarak bulunan 20 amino asidin hem üç harf hem de bir harflik kısaltması vardır (Hossaian, Roy, Dolui, 2017). Tablo 2.1'de 20 amino asidin kısaltmaları ve özellikleri verilmiştir. Bu kısaltmalar yaygın olarak bir peptit veya proteinin yazılı sekansını basitleştirmek için kullanılır. Amino asit sekansı proteinin birincil yapısını oluştururken, proteinin biyolojik özellikleri büyük ölçüde üç boyutlu üçüncül yapıya bağlıdır. (Lubrizol Life Science, 2020)

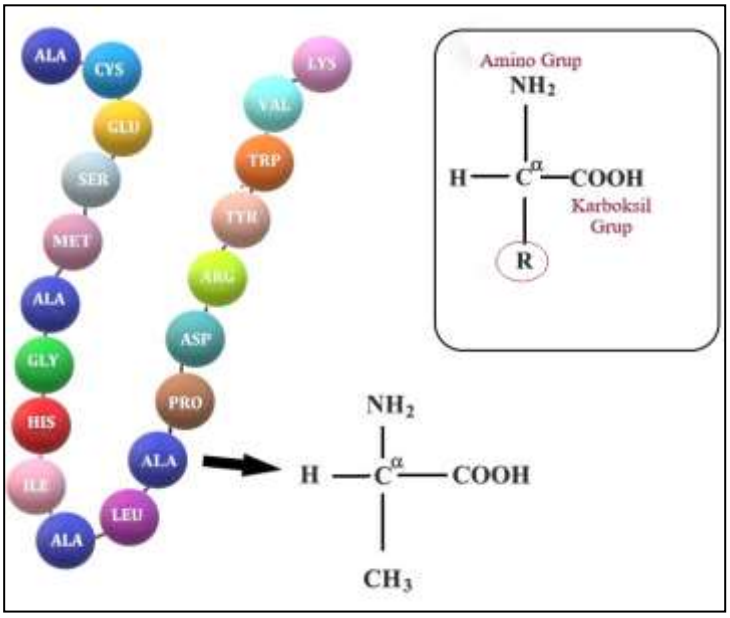

Şekil 2.1. Amino asitlerin genel yapısı ve alanin amino asidinin yapısı.

Simülasyonda kullanılan deca alanin molekülü, alanin amino asitlerinin kendi aralarında peptit bağı yapmasıyla oluşup 103 atomdan oluşmaktadır (Şekil 2.2).

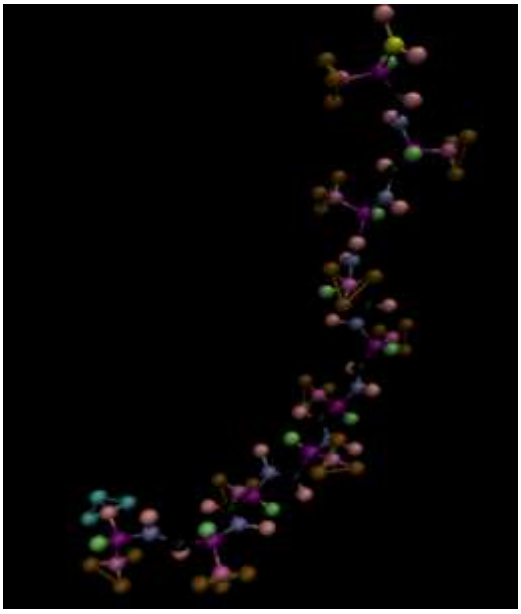

Şekil 2.2. Deca alanin molekülü

Moleküler Dinamik, dinamik bir sistem içindeki atom ve moleküllerin hareketlerini incelemek için kullanılan bir modelleme yöntemidir (Meller, 2001). MD simülasyonlarında, N parçacıklı bir sistem için Newton'un hareket denklemleri sayısal olarak çözülür ve sistem minimum enerji durumuna zorlanır. Atomlar arası etkileşimler, bazı uygun matematiksel fonksiyonlarla, yani potansiyel enerji fonksiyonları ile modellenir. Atomlar arasındaki kuvvetler, bu fonksiyonların gradyanından hesaplanır (Denklem 1). MD metodu, analitik olarak çözülmesi zor problemlere nümerik çözümler bularak oluşturulan teorilerin deney sonuçları ile uyumluluğunu test etmemize olanak sağlamaktadır. Böylece deneysel veriler ile teorik veriler arasında bir köprü kurar. MD metodu vasıtasıyla deneysel olarak gözlemlenmesi mümkün olmayan veya deneysel gözlemin çok zor olduğu boyutlardaki davranışları incelememize yardımcı olur (Özgen, Sonğur, 2012: Haile,1992:38:82; Ozgen, Adigüzel, 2003). Moleküler dinamik simülasyonları, fiziksel bir sistemdeki her atomun faz uzayı yörüngesini potansiyel enerji fonksiyonları yardımıyla belirler ve fiziksel parametreleri Newton mekaniğine uygun olarak hesaplandığından istenen sıcaklık ve / veya basınç koşullarında tanımlanan bir başlangıç durumundan son duruma kadar sistemin zamana bağlı davranışı elde edilebilir (Ozgen, Orhan, Canbay, Brazolin, Silva, 2018).

$$F_i = m_i \ddot{r}_i = -\nabla U(r_{ij}) \qquad (1)$$

LAMMPS, Sandia Ulusal Laboratuvarında geliştirilen bir MD programı olup katı, sıvı, ve gaz halindeki partikül topluluklarını modelleyen klasik bir MD kodudur (Lammps, 2020). LAMMPS, çok sayıda potansiyeli ve simülasyon tekniğini destekleyen, atomik, polimerik, biyolojik, katı hal ve iri taneli makroskobik sistemleri modelleyebilen, yaygın olarak kullanılan bir moleküler dinamik yazılımıdır. Büyük ölçekli yapıların birçok fiziksel ve kimyasal özelliğini hesaplama yeteneği ile birlikte moleküler ölçekte yapısal özelliklerin hesaplanabilmesi yeni malzemeler için sanal tasarlama imkanı vermektedir (Bredov,

Piquemal, Borodin, MacKerell, Roux, Schröder, 2019; Dequidt, Devemy, Padua, 2015). LAMMPS bir dizüstü veya masaüstü makinede kurularak çalıştırılabilir ve paralel bilgisayarlar için tasarlanmış olması büyük bir avantajdır (Singraber, Behler, Dellago, 2019). Moleküler modelleme ve simülasyon, yalnızca deneysel verilerden elde edilmesi zor olan sistemlerin yapıları, dinamikleri ve altında yatan mekanizmaları hakkında fikir verdikleri için nano ölçekli malzeme ve biyolojik bilimlerde önemli araçlardır. Yaygın olarak benimsenen modelleme ve simülasyon yaklaşımları, bir moleküler sistemin enerjisini tanımlamak için belirli kuvvet alanlarını (FF'ler) kullanır. Bu nedenle, doğru bir FF'nin hazırlanması ve kullanılması, başarılı moleküler modelleme ve simülasyonlar için bir ön koşuldur. Daha doğru sonuçlar elde etmek için gelişmiş simülasyon algoritmalarıyla birlikte çeşitli FF'ler geliştirilmiştir. Son moleküler simülasyon teknikleri ve FF parametreleri, deneyleri yorumlamak ve test edilebilir hipotezlerle yeni deneylere rehberlik etmek için yeterince iyi test edilmiş ve yeterince olgunlaşmış durumdadır. Çeşitli hesaplama metodolojileri, sadece biyolojik olaylardaki gizemleri aydınlatmak için geliştirilmiştir. CHARMM FF, proteinleri, nükleik asitleri, lipitleri, karbonhidratları ve küçük molekülleri kapsayan biyomoleküler simülasyonlar için yaygın olarak kullanılmaktadır(Kim, Lee, Brooks, Lee, Im, 2017; Jo ve diğerleri, 2017).

Deca alanin molekülü için yapılan simülasyon çalışmalarında *NVT* topluluğu kullanılmış, zaman adımı, 0,5 femto saniye olacak şekilde ayarlanmış ve toplam 0,75 nano saniye (ns) çalışılmıştır. İlk 0,25 ns dengelenme aşaması olup,10 piko saniye radyasyon uygulaması yapıldı ve çalışma 0,75 ns tamamlandı. Moleküle farklı doğrultularda 0-1 eV aralığında enerji uygulandı. Radyasyon uygulaması Şekil 2.3'deki gibi 10 farklı doğrultuda gerçekleştirildi.

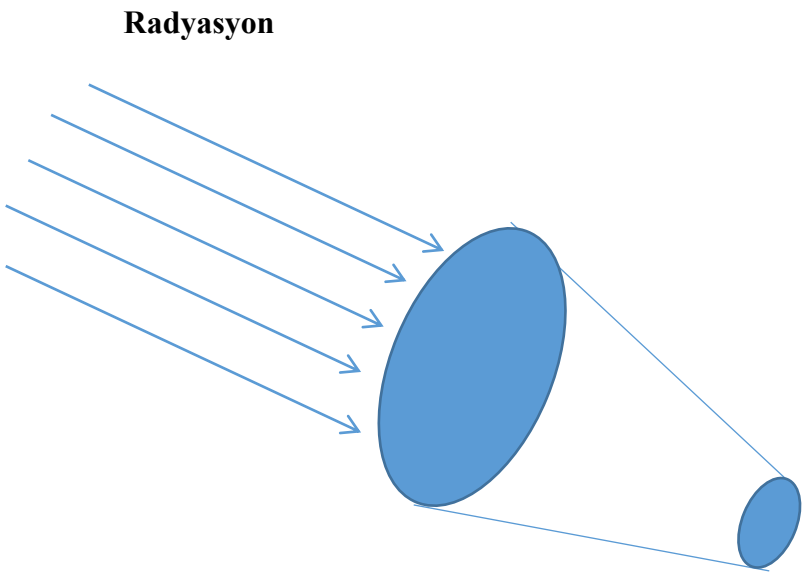

Şekil 2.3. MD simülasyonunda moleküle radyasyon uygulama modeli.

3. SONUÇLAR VE TARTIŞMA

LAMMPS MD simülasyonu sonucunda elde edilen veriler grafiklerle incelendi. Grafiklerde ilk 0,25 ns lik zaman aralığı simülasyon dengelenme aşamasıdır. Grafiklerde belirtilen 10 farklı doğrultuda radyasyon uygulanmıştır. Deca alanin molekülünün simülasyonu sonucunda potansiyel enerji değişimi Şekil 3.1(a)'da, entalpi değişimi de Şekil 3.1.(b)'deki grafiklerde verilmiştir. Grafiklerde de görüldüğü üzere radyasyon uygulamasından sonra hem potansiyel enerjide hem de entalpide ciddi değişim ve dalgalanmalar olmaktadır.

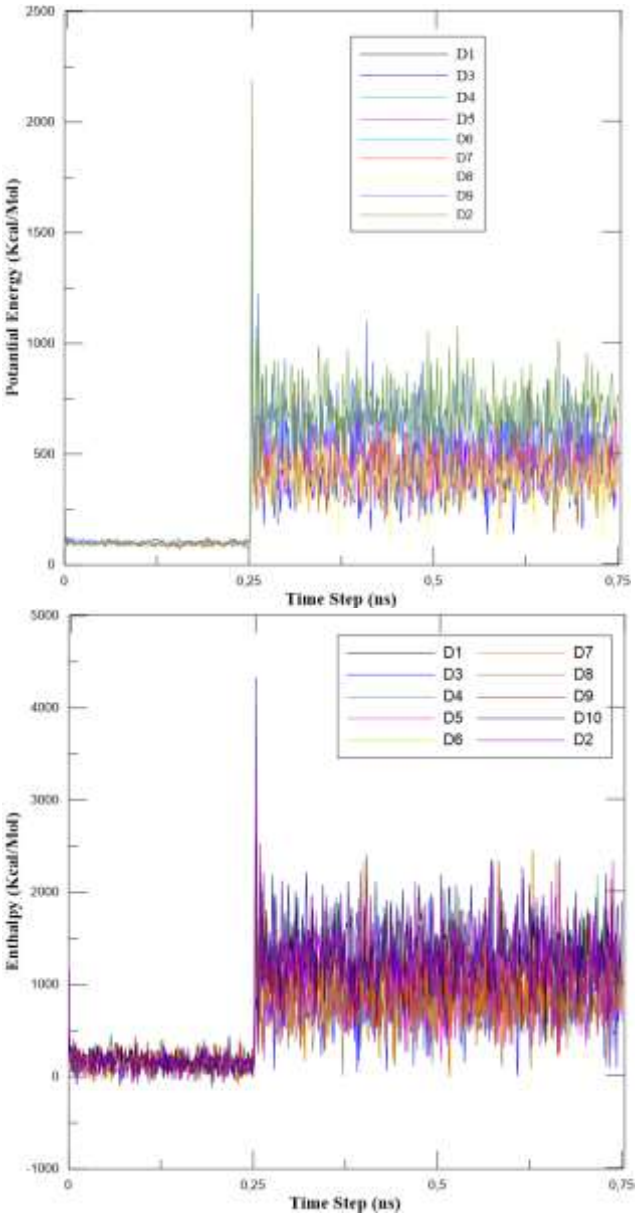

(a) (b)

Şekil 3.1. Deca alanin molekülüne radyasyon uygulama sonucu enerji değişimleri

Simülasyon için oluşturulan CHARMM potansiyeli molekül içi bağ gerilme potansiyeli ve açısal potansiyel etkileşimleri Şekil 3.2'de verilmiştir. Radyasyon uygulaması sonucu bağ gerilme enerjilerinde ve açısal enerjilerde artış gözlenmekte olup radyasyon enerjisi molekül içindeki titreşimleri oldukça artırmıştır. Moleküler mekanikte dihedral açıdaki değişimler torsiyonel enerjiyi değiştirir. Dolayısıyla dihedral çının değişimi konformasyonel değişimlerin olabileceğini göstermektedir. Şekil 3.3 de torsiyonel enerji değişimi verilmektedir.

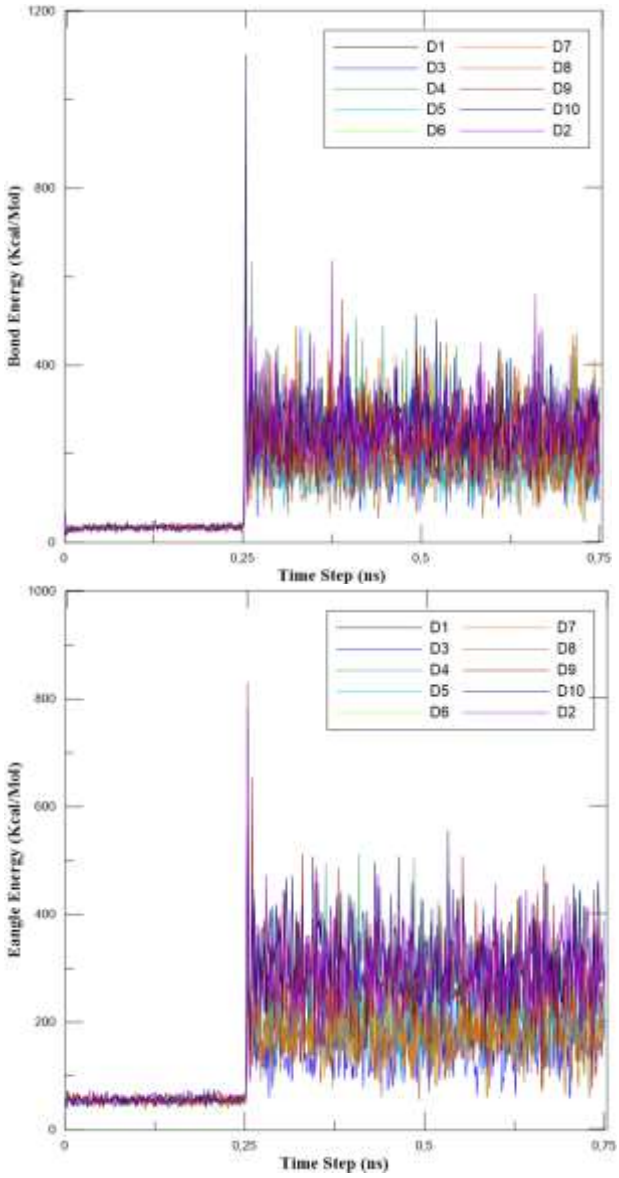

(a) . (b) .

Şekil 3.3 Molekül içi, (a), bağ gerilme enerjisi, (b), açısal enerji değişimi

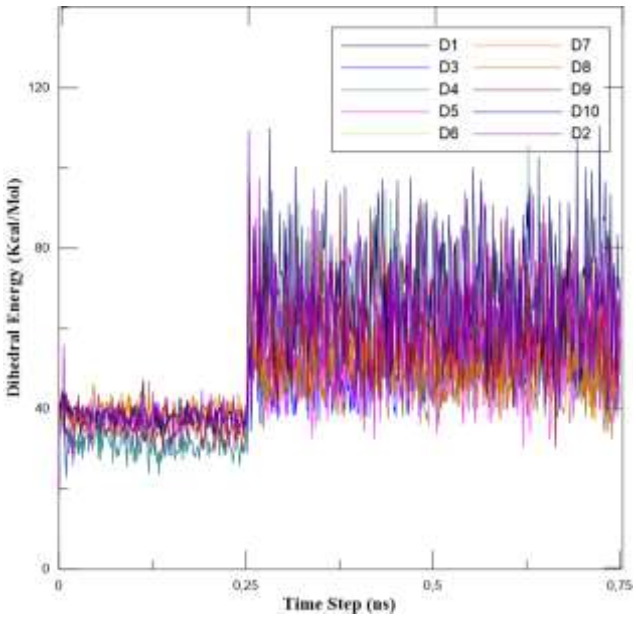

Şekil 3.4. Torsiyonel enerji değişimi

Moleküler mekanikte peptitlerde oluşan değişimleri en çok etkileyen moleküller arası elektronik etkileşimler ve Van der Waals etkileşimleridir. Özellikle elktronik etkileşimler incelendiğinde D2, D3, D4 doğrultularında uygulanan radyasyonun elektronik etkileşimi daha az olduğu görülmektedir. Dolayısıyla aynı moleküle aynı enerjide verilen radyasyonun farklı doğrultuda uygulanması elektronik etkileşimlerde farklı değişimler oluşturmaktadır (Şekil 4.5).

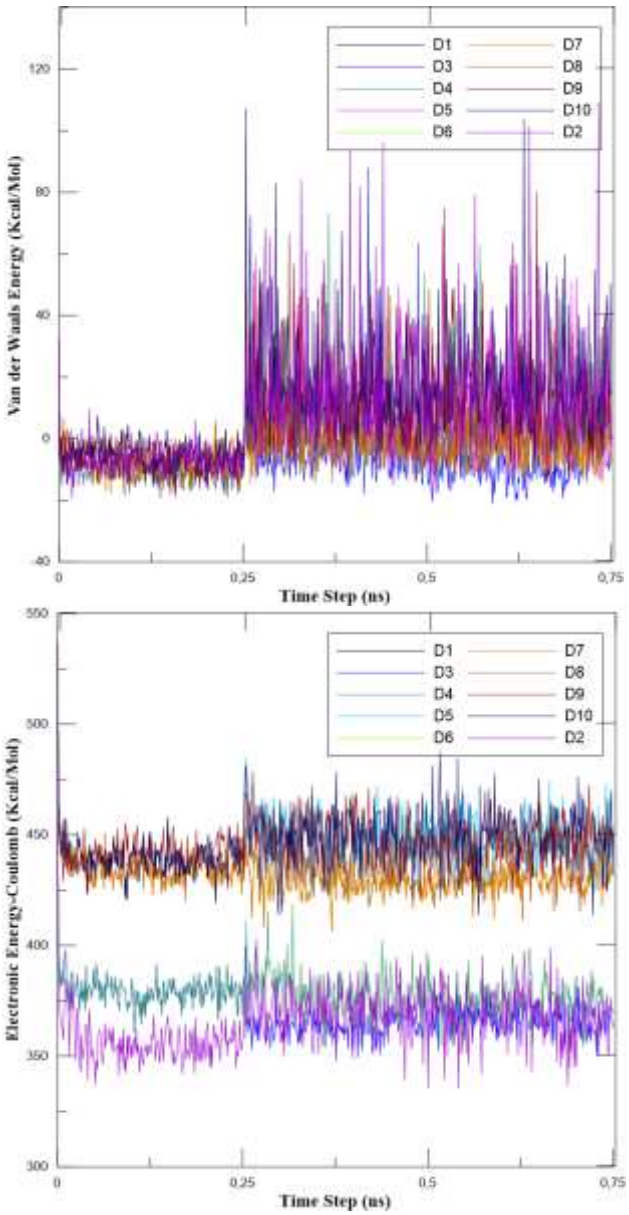

(a) (b)

Şekil 3.5. Moleküller arası etkileşim, (a), Vander Waals, (b), Coulomb etkileşimi değişimi

Konformasyon, biçimlenme, şekil alma olarak tarif edilir ve proteinin üç boyutlu katlanmış yapısıdır. Bir protein molekülü oluşturan amino asit dizisi değişmeden tüm atomların diğer tüm atomlarla ilişkisinin belirlendiği üç boyutlu yapıdır. Kovalent olmayan bağların kırılıp yeniden oluşması ile olur. Birçok durumda, bu yapı birden fazla polipeptit zincirinin bir araya gelmesiyle oluşturulur. Aldığı son konformasyonda molekül tamamen işlevseldir ve artık protein olarak adlandırılır ve bu molekülün işlev kazanabilmesi için üç boyutlu yapısını alması gerekir (Öztürk, Irak, Gümüş, 2019; Fleck, Petrosyan, 2014:1:19). RMSD (root-mean

square deviation), Üst üste binen iki yapının atomları arasındaki ortalama mesafenin bir ölçüsüdür. RMSD, yaygın olarak aynı molekülün iki konformasyonu veya bu molekülün parçaları arasındaki yapısal benzerlik derecesini tahmin etmek için kullanılır(Sargsyan, Grauffel, 2017; Geng, Jiang, Wu, 2016).

$$RMSD = \sqrt{\frac{1}{N}\sum_{k=1}^{N}\left|(\mathrm{r_j} - \mathrm{r_i})\right|^2}$$

(2)

Simülasyon çalışmasında 10 farklı doğrultuda uygulanan radyasyon sonucunda RMSDlerin değişimi Şekil 3.6'da verilmiştir. RMSD sonuçları konformasyonel analizin iyi bir göstergesi olup farklı doğrultularda uygulanan radyasyonun farklı konformasyonlara neden olduğunun bir göstergesidir.

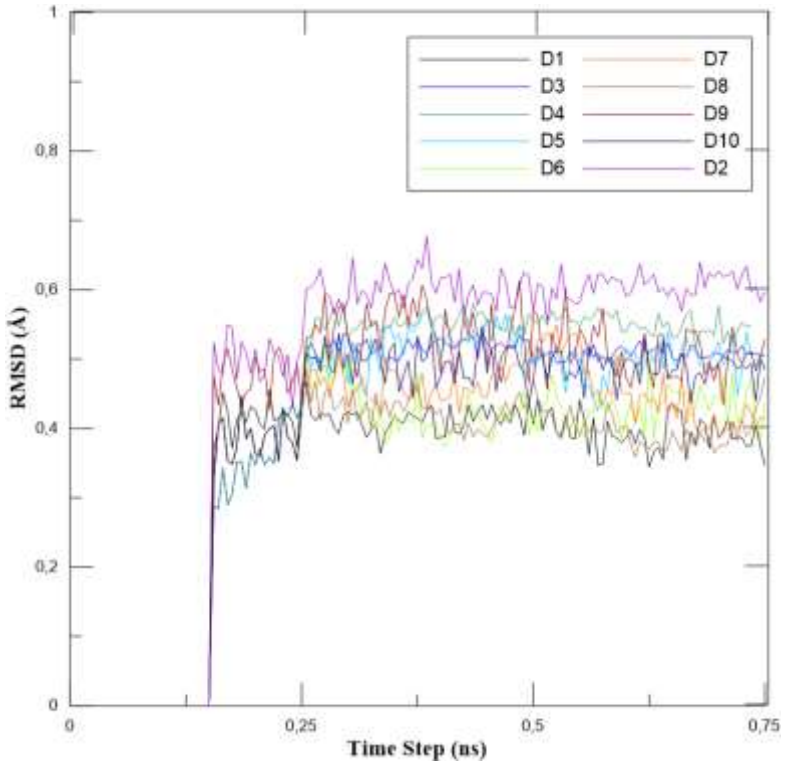

Şekil 3.6. Radyasyon uygulaması donucu RMSD lerde oluşan değişim.

Çalışma ile aşağıda sıralanan sonuçlar elde edilmiştir.

- LAMMPS MD simülasyonu yapılabilmesi için sistemi temsil eden ve dengelenen bir potansiyel enerji üretilmiştir.
- LAMMPS simülasyonu ile deca alanin molekülünün simülasyonu yapılmış ve simülasyonda 10 farklı doğrultuda radyasyon uygulaması yapılmıştır.
- Farklı doğrultularda uygulanan radyasyonun özellikle elektronik etkileşimlerde değişimler oluşturulduğu görülmüştür.

- Yapılan RMSD analizleri sonucunda farklı doğrultularda uygulanan radyasyonun farklı konformasyonlara sebep verildiği anlaşılmıştır.
- Çalışma ile düşük enerjili radyasyon uygulamasının bile amino asitler arasındaki etkileşimler üzerinde etkili olup proteinlerde de yapısal değişikliklere sebebiyet vereceği anlaşılmaktadır.

4. KAYNAKÇA

Allen, M.P. (2004). Introduction to Molecular Dynamics Simulation. *John von Neumann Institute for Computing, J.* Julich, NIC Series, Vol.23, ISBN: 3-00-012641-4, pp. 1-28.

Bredov, D., Piquemal, J.P., Borodin, O.,MacKerell, A.D., Roux, B., Schröder, C. (2019). Molecular Dynamics Simulations of Ionic Liquids and Electrolytes .Using Polarizable Force Fields. Chem. Rev., 119, 7940−7995.

Brooks, B.R., Brooks, C.L., MacKerell, A.D., Nilsson, L., Petrella, R.J. …Karplus, M. (2009). CHARMM: The Biomolecular Simulation Program. *J Comput Chem.*, 30(10), 1545–1614. https://dx.doi/10.1002/jcc.21287.

Chandra, R., Faudoa, F.P., Saldívar, R.P., Rittmann, B.E. (2020). Effect of ultra-violet exposure on production of mycosporine-like amino acids and lipids by Lyngbya purpurem, *Biomass and Bioenergy*,134, 105475.

Denifl, S., Garcia, G., Huber, B. A., Marinkovic, B. P., Mason, N., Postler, J. … Yakubovich, A. V. (2013). Radiation damage of biomolecules (RADAM) database development: current status. *Journal of Physics*: Conference Series, 438 (1), 012016-1-012016-8.

Dequidt, A., Devemy, J., Padua, A.A.H. (2015). Thermalized Drude Oscillators with the LAMMPS Molecular Dynamics Simulator. *J. Chem. Inf. Model*, 56, 260−268.

Fleck, M., Petrosyan, A.M. (2014). Salts of Amino Acids Crystallization, Structure and Properties, *Springer*, London, ISBN: 978-3-319-06299-0.

Geng, H., Jiang, F., Wu, Y.D. (2016). Accurate Structure Prediction and Conformational Analysis of Cyclic Peptides with Residue-Specific Force Fields, *J. Phys. Chem. Lett.*, 7, 1805−1810.

Haile, J.M. (1992). Molecular Dynamics Sümulation. Elementary Methods, Clemson University, South Caroline. ISBN: 0-471-81966-2.

Hamelberg, D., Mongan, J., McCammon, J.A. (2004). Accelerated molecular dynamics: A promising and efficient simulation method for biomolecules. *Journal of Chemical Physics*, Vol.120:24.

Hossain, A.,Roy, S., Dolui, B.R. (2017). Effects of thermodynamics on the solvation of amino acids in the pure and binary mixtures of solutions: A review, *Journal of Molecular Liquids*, 232, 332–350.

Humbert, M.T., Zhang, Y., Maginn, E.J. (2019). PyLAT: Python LAMMPS Analysis Tools, *J. Chem. Inf. Model*, 59, 1301−1305.

Jo, S., Cheng, Lee, J., Kim, S., Jun Park, S., Patel, D.S., Beaven, A.H. …Im W. (2017). CHARMM-GUI 10 Years for Biomolecular Modeling and Simulation, *Journal of Computational Chemistry*, 38, 1114–1124.

Kamp, M.W., Shaw, K.E., Woods, C.J., Mulholland, A.J. (2008). Biomolecular simulation and modelling: status, progress and prospects. *J. R. Soc. Interface*, 5, 170-190.

Kim, S., Lee, J., Jo, S., Brooks, C.L., Lee, H.S., Im, W. (2017). CHARMM-GUI Ligand Reader and Modeler for CHARMM Force Field Generation of Small Molecules, *Journal of Computational Chemistry*, 38, 1879–1886.

Klepeis J.L., Larsen, K.L.,Dror, R.O., Shaw, D.E. (2019). Long-timescale molecular dynamics simulations of protein structure and function, *Current Opinion in Structural Biology*, 19:120–127

Manabe , Y., Ichikawa, K., Bando, M. (2012) A Matematical model for Estimating Biological Damage Caused by Radiation, *J. Phys. Soc. Jpn*., 81, 104004, 1-29.

Meller, J. (2001).Molecular Dynamics. Encyclopedia of Life Sciences, Nature Publishing Group, New York

Mulholland, A.J. (2008). Introduction. Biomolecular simulation. *J. R. Soc. Interface*,5,169-172. https://doi.org/10.1098/rsif.2008.0385.focus

Ozgen, S., Adigüzel, O. (2003). Molecular dynamics simulation of diffusionless phase transformation in a quenched NiAl alloy model, *Journal of Physics and Chemistry of Solids*, 64, 459–464.

Ozgen, S., Orhan, O., Canbay, C.A., Brazolin, G.F., Silva, R.A.G. (2018). Investigation of grain formation mechanism in CuAl shape memory alloy by molecular dynamic simulation. *Turkish Physical Society 34th International Physics Congress*, 020039:1-4.

Özgen, S., 1997, Sayısal hesaplama yöntemlerinin şekil hatırlamalı alaşımlarda difüzyonsuz dönüşümlere uygulanması, Doktora Tezi, Fırat Üniversitesi, Fen Bilimleri Enstitüsü, Elazığ.

Özgen, S., Sonğur, L. (2012). Comparative Study on Nickel Clusters with Crystalline and Amorphous Structures, *Turkish Journal of Science & Technology*, Vol. 7, No 2, 137-143.

Öztürk, E., Irak, Z.T., Gümüş, S. (2019). (E)-2-((Fenilimino)metil) Fenol Molekülünün Teorik Olarak İncelenmesi, *Journal of the Institute of Science and Technology*, 9(1): 407-414, 2019

Pnzinibbio, M.V., Crudeli C., Garcia, P.P., Seoane A. (2010). *Low-Dose Radiation Employed in Diagnostic Imaging Causes Genetic Effects in Cultured Cells*, Actra Radiologica, 9, 1029-1033.

Rukmania, S.J., Kupgana, G., Anstinea,D.M., Colina, C.M. (2019). A molecular dynamics study of water-soluble polymers: analysis of force fields from atomistic simulations. *Molecular Sımulation*, Vol. 45, Nos. 4–5, 310–321 Doi:10.1080/08927022.2018.1531401.

Sargsyan, K., Grauffel., Lim, C. (2017). How Molecular Size Impacts RMSD Applications in Molecular, Dynamics Simulations *J. Chem. Theory Comput*., 13, 1518−1524.

Singraber, A., Behler, J., Dellago, C. (2019). Library-Based LAMMPS Implementation of High-Dimensional Neural Network Potentials. *J. Chem. Theory Comput*., 15, 1827−1840.

Su, Y., Meador, J.A., Geard, C.R., Balajee, A.S.(2009). Analysis of ionizing radiation-induced DNA damage and repair in three-dimensional human skin model system. *Experimental Dermatology*, 19, e16–e22. Doi:10.1111/j.1600-0625.2009.00945.x

Wang, W., Yu, Z., Su, W. (2008). Ion irradiation induced direct damage to proteins and their components. *Biological Physics*, https://arxiv.org/abs/0807.0084

Webster,J.G., Ritenourt, E.R., Tabakov, S. and Hoong Ng, K. (Ed.). (2007). Series in Medical Physics and Biomedical Engineering. Biomolecular Action of Ionizing Radiation, *Taylor & Francis Group, LLC*. New York, ISBN: 13: 978-0-7503-0824-3.

Yakubovich, A.V. (2010). Theory of phase transitions in polypeptides and proteins. Johann Wolfgang Goethe University, Frankfurt.

Tristana, S.F., Saldivara, R.P., Iqbala, M.N., Nieves, D.C.(2019). Bioinspired biomolecules: Mycosporine-like amino acids and scytonemin from *Lyngbya* sp. with UV-protection potentialities, *Journal of Photochemistry & Photobiology, B: Biology* 201,111684.

https://en.wikipedia.org/wiki/Amino_acid#Proteinogenic_amino_acids

https://lubrizolcdmo.com/technical-briefs/protein-structure/

https://www.csemag.com/articles/how-uv-c-energy-works-in-hvac-applications-part-1/

https://lammps.sandia.gov/

ATIKSU ARITMA SİSTEMLERİNİN DENİZ VE KARA PERSPEKTİFİNDE KARŞILAŞTIRMALI İNCELEMESİ

COMPARATIVE INVESTIGATION OF WASTEWATER TREATMENT SYSTEMS IN TERMS OF SEA AND LAND

Volkan ŞAHİN
Yıldız Teknik Üniversitesi
ORCID No: 0000-0001-8914-3515
Murat YAPICI
Galatasaray Üniversitesi
ORCID No: 0000-0003-0597-3285
Nurten VARDAR
Yıldız Teknik Üniversitesi
ORCID No: 0000-0002-9042-7029

Özet
Dünya nüfusunun artarak yaklaşık 7.5 milyara ulaşması beraberinde çevre sorunlarını getirmektedir. Bu çevre sorunlarının başında küresel ısınma, hava kirliliği ve deniz kirliliği gelmektedir. Denizler, petrol türevli akışkanların yanı sıra özellikle yolcu gemisi gibi gemiler tarafından yoğun kirliliğe maruz kalmaktadır. Dünya nüfusunun artması ve yerleşim yerlerinin gelişmesi, arıtma tesislerinin sayısını ve boyutlarını arttırmıştır. Bu artış atık su tesislerinin tesisat ve ekipman anlamında gelişmesini tetiklemiştir. Artan nüfusun ihtiyaçları ve ticaretin küreselleşmesi dünya ticaret hacmini arttırmıştır. Artan ticaret deniz taşımacılığını da etkilemiştir. Bu çalışmada son yıllarda atık suların bertaraf edilmesinde kara ve denizde yapılan uygulamalar karşılaştırmalı olarak incelenmiştir. Yolcu gemilerinde kullanılan arıtma sistemleri, MARPOL (Denizlerin Gemilerden Kirlenmesini Önleme Uluslararası Sözleşmesi) ve EPA (Amerika Çevre Koruma Kuruluşu) standartları kapsamında incelenmiştir. AWT (Gelişmiş Atısu Arıtma Sistemleri) ve MSD (Klasik Arıtma Sistemleri) sistemleri benzer fiziksel arıtım proseslerine sahiptirler. Ancak AWT arıtım sistemlerinin özellikle son dezenfeksiyon aşamasında kullandığı arıtım yöntemi, çok daha iyi arıtım yapabilmesini sağlamaktadır. Gelişmiş arıtım sistemlerinin sağlamış olduğu bu etkili arıtım, atıksuyun, otoritelerce belirlenen standartları karşılamasında etkili olmuştur. Çoğu yolcu gemisi şirketi, giderek artan çevre kirliliğini azaltmak ve belirlenen standartları karşılayabilmek için, arıtma sistemlerini, klasik arıtma sistemlerinden gelişmiş atıksu arıtma sistemlerine taşımaktadır. Yolcu gemilerinde ve karasal bazlı sistemlerde kullanılan arıtma sistemleri fiziksel ön arıtma yöntemleri açısından benzerlik gösterse de karasal bazlı atıksuların (özellikle endüstriyel atıksuların) karakterizasyonunun çok değişken olmasından dolayı kullanılan diğer arıtma prosesleri farklılık göstermektedir. Endüstriyel ve evsel atıksu debileri, gemi kaynaklı atıksu debilerinden çok daha yüksek olduğu için kullanılan ekipman ve üniteler de değişiklik göstermektedir.

Evsel ve endüstriyel tesislerde oluşan atık, çeşitli işlemlerden sonra yakma tesislerinde yardımcı yakıt ya da tarımsal gübre olarak kullanılabilmektedir. Yolcu gemilerinin sayısı ve taşıdığı insan sayısı da dikkate alındığında arıtım sistemlerinden çıkan katı atık da bu amaçla değerlendirilebilir.

Anahtar Kelimeler: Atıksu, Deniz Kirliliği, Gemi Kaynaklı Kirlilik, Kara Bazlı Kirlilik

Abstract

The increase in the world population to approximately 7.5 billion brings with environmental problems. Global warming, air pollution and marine pollution are the main environmental problems. The seas are heavily polluted by oil-like fluids, especially by ships such as cruise ships. The number and size of treatment facilities increase as the world population grow. This leads to the development of wastewater facilities in terms of installation and equipment. Needs of the growing population and the globalization of trade have increased the volume of world trade, also affecting maritime transportation. In this study, we investigate the land and sea applications in wastewater treatment comparatively. Treatment systems used in passenger ships have been examined within the scope of MARPOL (International Convention for the Prevention of Pollution of the Seas) and EPA (Environmental Protection Agency) standards. AWT (Advanced Wastewater Treatment Systems) and MSD (Marine Sanitation Device) systems have similar physical treatment processes. However, the treatment method used by the AWT treatment systems, especially in the final disinfection stage, enables much better treatment. This effective treatment provided by advanced treatment systems has been effective in meeting wastewater's standards set by the authorities. Most cruise ship companies update their treatment systems from conventional treatment systems to advanced wastewater treatment systems to reduce increasing environmental pollution and meet set standards. Although the treatment systems used in passenger ships and land-based systems are similar in terms of physical pre-treatment methods, further treatment processes vary due to the variable characterization of land-based wastewater (especially industrial wastewater). Since industrial and domestic wastewater flow rates are much higher than ship-sourced wastewater flows, the equipment and units used also vary. The waste generated in domestic and industrial facilities can be used as agricultural fertilizer or auxiliary fuel in incineration plants after various processes. Considering the number of passenger ships and the number of people they carry, sludge from treatment systems can also be used for this purpose.

Keywords: Wastewater, Marine Pollution, Ship-Based Pollution, Land-Based Pollution

1. GİRİŞ

Nüfusun tüm dünyada artmasıyla beraber sayıları gün geçtikçe artan endüstriyel tesisler ve büyüyen deniz ticaret yolları çevre kirliliği açısından büyük tehdit oluşturmaktadır. Kara bazlı endüstriyel tesislerde ve özellikle yüksek yolcu kapasitelerine sahip yolcu gemilerinde oluşan

atık suların uygun ve efektif yöntemlerle arıtılıp çevreye boşaltılması çevre kirliliğini azaltma konusunda oldukça önem arz etmektedir. Yapılan bu çalışmada yolcu gemilerinde ve kara bazlı tesislerde kullanılan arıtma sistemleri incelenmiş ve kendi aralarındaki avantaj ve dezavantajları araştırılmıştır.

2. YOLCU GEMİLERİNDE KULLANILAN ATIKSU ARITMA SİSTEMLERİ

Yolcu gemileri, boyutları ve taşıdıkları yolcu ve tüketim maddesi miktarı açısından büyük oranda atık üretme potansiyeline sahiptir. Yolcu gemisinden denize bırakılan atıklar; pis su, sintine suyu, katı atık ve tehlikeli atıklar olarak sınıflandırılır. Okyanuslara ve denizlere boşaltılan, tuvalet/lavabo atıklarından oluşan gemi kanalizasyonu bu atıkların başında gelmektedir. Gemilerde tuvaletlerden, revirden ve hayvan yaşam mahallerinden gelen ve içerdiği kirletici konsantrasyonu yüksek olan atıksu sewage olarak adlandırılırken, lavabo, banyo, çamaşırhane gibi yerlerden gelen ve kirletici konsantrayonu daha düşük olan atıksular graywater olarak adlandırılmaktadır. Gemi kaynaklı atıksuların denizlere ve deniz canlılarına verdiği zararı azaltmak ve bu pis suların efektif bir şekilde bertarafı için ulusal ve uluslararası düzenlemeler oluşturularak atık yönetim sistemleri geliştirilmiştir (Şahin & Vardar, 2016).

Gemi kaynaklı sewage'in arıtımı ve denize boşaltımıyla ilgili en önemli uluslararası sözleşmelerden biri Gemilerden Oluşan Deniz Kirliliğinin Önlenmesi için Uluslararası Konvansiyon (MARPOL 73/78)'dur. Bu sözleşmeye tabi olan ülkeler, MARPOL Ek IV kapsamında, pis suyun denize basılmasıyla ilgili prosedürleri, pis su boşaltımını kontrol eden sistem ve ekipman gereklilikleri, limanlarda ve tesislerde pis su arıtım tesisleri için gerekli koşulları sağlamak durumundadırlar (MARPOL, 1997)

Bu konuda önemli çalışmalara sahip diğer bir ulusal kuruluş da Amerika Çevre Koruma Ajansı EPA (The United States Environmental Protection Agency)'dır. EPA, Alaska bölgesine yolculuk yapan yolcu gemilerinin pis su boşaltımı için gerekli standartlarını belirleyerek bu standartlara uygun boşaltım yapılabilmesi için gerekli arıtma sistemlerinin geliştirilmesine öncülük etmiştir (U.S. Environmental Protection Agency, 2008)

Sewage arıtımında kullanılan sistemler çalışma prensiplerine göre Klasik Sistem (MSDs - Traditional Marine Sanitation Devices) ve Gelişmiş Atık Su Arıtma Sistemleri (AWTs - Advanced Wastewater Treatment Systems) olmak üzere iki tiptedir.

2.1. Klasik Arıtma Sistemleri

Klasik Sistem (MSD), gemilerde pis suyu toplamak, işlemek, arıtmak veya depolamak için kullanılır. MSD sistemleri çalışma prensiplerine göre 3'e ayrılırlar. Tip I ve Tip II sistemleri devamlı sirkülasyon yöntemiyle, maserasyon ve dezenfeksiyon yöntemini kullanmaktadır. Tip II sistemi Tip I sisteminden daha gelişmiş olup, bu sisteme ek olarak biyolojik arıtma da yapmaktadır. Tip III sistemi ise pis suyun bertarafı için, kara veya deniz tesisine gönderilene kadar depolanması amacıyla gerekli tanklardan oluşur. Tip I ve Tip II sistemi 20 metreden büyük gemilerde kullanılırken, Tip III sistemi her büyüklükteki gemi için kullanılabilmektedir. Yolcu gemilerinin çoğunda biyolojik arıtma ve klorlu dezenfeksiyon uygulanan Tip II MSD sistemleri arıtmada daha etkilidir. Son yıllarda EPA tarafından getirilen revizyonlarla birlikte, özellikle Alaska bölgesine seyahat eden büyük yolcu gemileri Tip II MSD sisteminden daha üst düzeyde arıtım yapan AWT sistemlerini kullanmaya başlamışlardır (Koboević Žarko & Kurtela Željko, 2011; Şahin & Vardar, 2015a; U.S. Environmental Protection Agency, 2008)

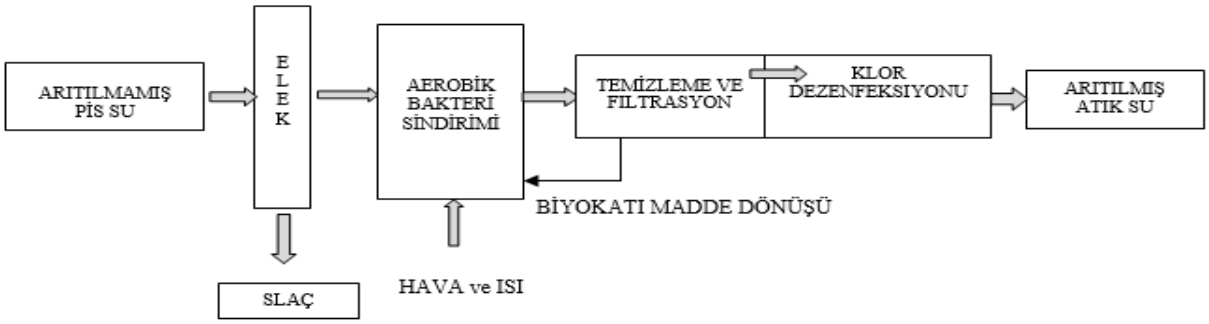

Şekil 1. Klasik arıtma sisteminin (Tip II) çalışma prosesi (Şahin & Vardar, 2015a)

Şekil 1'de görüldüğü gibi Tip II MSD arıtma sistemi, biyokimyasal oksijen ihtiyacını ve bazı nütrientleri (gıda maddelerini) bertaraf etmek için aerobik biyolojik arıtma yapmakta ve katı atıkları prosestren ayrıştırmak için filtreleme ve son olarak patojenleri (hastalığa neden olan her türlü organizma ve maddeleri) yok etmek için klor dezenfeksiyonu yöntemi kullanmaktadır. Tip II MSD sistemlerinin dezavantajı, arıtma işlemi sürecinde klor kullanmasıdır. Çünkü sisteme aktarılan klor, atık suya karışmakta ve bu da deniz canlılarına zarar vermektedir.

2.2. Gelişmiş Atıksu Arıtma Sistemleri

Genel olarak klasik atık su arıtma sistemlerinde katıları ortadan kaldıran fiziksel proses, organik maddeleri çürütmek için bakteri kullanılan ikinci proses ve atık suyu dezenfekte etmek için klorlama aşamaları bulunur. Klasik arıtma sistemleri, ikinci prosesten sonraki potansiyel kirleticiler için ve biyolojik olarak parçalanamayan organik kimyasalların ortadan kaldırılmasında, ulusal ve uluslararası kuruluşlarca belirlenen standart değerlerin büyük bir

kısmını karşılayamadığından, yatırım maliyeti daha yüksek ancak arıtma sonunda elde edilen değerler açısından daha başarılı olan AWTs önerilmeye ve kullanılmaya başlanmıştır.
Tip II MSD sistemleriyle karşılaştırıldığında AWT sistemlerinde gelişmiş eleme, biyolojik arıtma, katı atık ayrıştırıcısı ve ultraviyole dezenfeksiyon yöntemleri kullanılmaktadır. Atık su içindeki klor miktarını azaltmak için arıtılmış pis suyun dezenfeksiyonu için AWT sisteminde, Tip II MSD sisteminde kullanılan klor dezenfeksiyon yöntemi yerine ultraviyole dezenfeksiyon yöntemi kullanılmıştır. Klor dezenfeksiyonu yönteminden, UV dezenfeksiyon yöntemine geçmek, AWT sisteminden çıkan atık sudaki toplam kalıntı klor miktarında azalmaya sebep olmuş ve aynı zamanda daha etkin bir arıtım sağlamıştır. Şekil 2'de AWT sisteminin çalışma prosesi verilmiştir.

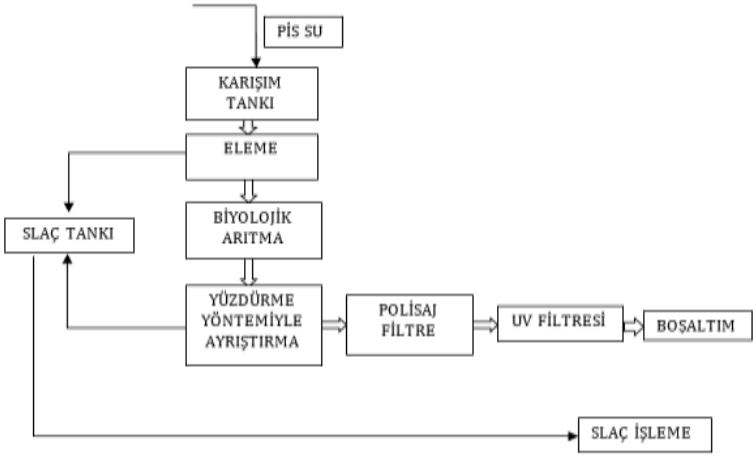

Şekil 2. Gelişmiş atıksu arıtma prosesi (Şahin & Vardar, 2015b)

AWT sistemlerinde atıksu, fiziksel ve biyolojik arıtım proseslerinden geçtikten sonra AWT sistemini, MSD sistemine göre daha üstün yapan ultra filtreleme ve ultraviyole dezenfeksiyon aşamalarından geçmektedir.

Tablo 1. de, EPA tarafından 2000 yılında Alaska sularında çalışan 21 tane yolcu gemisinden toplanan veriler ile yapılan analizler sonucunda AWT ve MSD sistemlerinden çıkan atıksuyun kirletici konsantrasyonları verilmiştir. Gelişmiş sistemlerin, klasik sistemlere göre çok daha iyi arıtım yaptığı görülmektedir.

Tablo 1. Klasik ve gelişmiş atıksu arıtma sistemlerinden alınan numunelerin karşılaştırılması (Cruise Ship Wastewater Science Advisory Panel, 2001; U.S. Environmental Protection Agency, 2008)

Analit	Tip II MSD Sistemi Atık Suyunun Ortalama Konsantrasyonu	AWT Sistemi Atık Suyunun Ortalama Konsantrasyonu

Fecal Coliform (CFU/100 ml)	2,040,000	14.5
Askıdaki Toplam Katı Miktarı (mg/l)	627	4.49
Biyokimyasal Oksijen İhtiyacı (mg/l)	133	7.99
Kimyasal Oksijen İhtiyacı (mg/l)	1,040	69.4
pH	6.0-9.0	6.0 -9.0
Toplam Atık Klor (µg/l)	1.070	0.338

3. KARA BAZLI TESİSLERDE KULLANILAN ARITMA SİSTEMLERİ

Endüstriyel ve evsel atıksuların arıtımı, insan sağlığına ve ekolojik dengeye verilecek zararın en aza indirilmesi açısından önemlidir. Evsel atıksular, endüstriyel atıksulara göre miktar olarak daha fazla ancak kirletici konsantrasyonu daha düşüktür. Kirletici konsantrasyonu daha yüksek olan endüstriyel atıksuların çevreye tesiri daha yüksektir (Milli Eğitim Bakanlığı, 2012).

Kara bazlı sistemlerde kullanılan arıtma sistemleri, büyüklük ve arıttığı atıksu miktarları farklı olsa da temel arıtım prosesi yönünden gemide kullanılan sistemlere benzer yapıdadır. İlk olarak fiziksel arıtmadan geçirilen atıksu, daha sonra biyolojik ve/veya kimyasal arıtmaya tabi tutularak dezenfeksiyon işlemi sonrası alıcı ortama deşarj edilir. Arıtma prosesleri sonrası oluşan çamur da (sludge) çeşitli fiziksel yöntemlerle susuzlaştırılıp bertaraf edilir.

Kara bazlı atıksuların arıtılmasında kullanılan arıtma prosesleri atıksuyun karakterine göre çeşitlilik göstermektedir. Şekil 3'de karasal bazlı atıksuların arıtılmasında kullanılan temel prosesler özetlenmiştir.

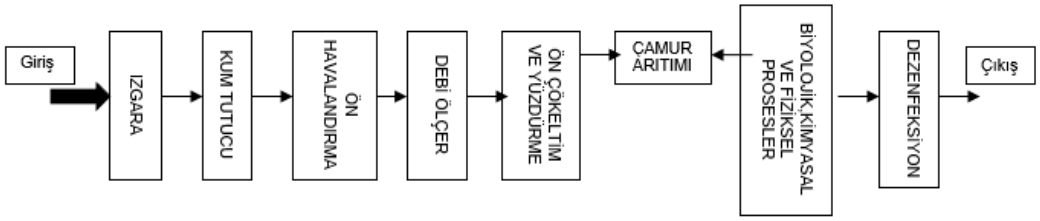

Şekil 3. Karasal bazlı atıksu arıtma sisteminin genel prosesi (Milli Eğitim Bakanlığı, 2012).

3.1. Evsel Atıksuların Arıtılmasında Kullanılan Prosesler

Evsel atıksuların karakteri incelendiğinde fiziksel ve biyolojik yöntemlerle arıtılabilen organik ve inorganik çözünmüş kirleticiler barındırdığı görülmektedir. Günümüzde evsel atık suların arıtılmasında aşağıdaki adımlar takip edilmektedir (Öztürk et al., 2008);

3.1.1 Fiziksel Arıtma

Fiziksel arıtmanın ilk aşamasında ön arıtmaya alınan atıksuyun içerisindeki kağıt, metal, plastik gibi iri katı malzemeler ve yağ, kum ve gres gibi maddelerin ayrılması işlemi uygulanmaktadır. Böylece arıtma tesisinde kullanılan vana, pompa, boru gibi mekanik ekipmanların korunması sağlanır. Ön arıtmada kullanılan prosesler; kaba ve ince ızgaralar, kum ve yağ tutucu ünitesi, dengeleme havuzları, ön çöktürme havuzları ve yüzdürme havuzlarıdır.

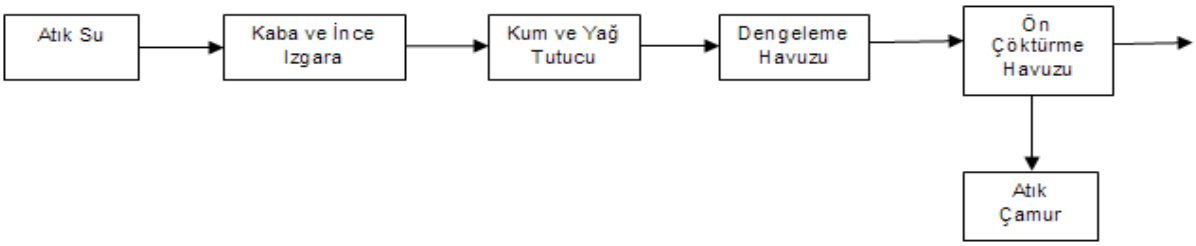

Şekil 4. Evsel atıksu arıtımında kullanılan fiziksel arıtma prosesi

3.1.2. Biyolojik Arıtma

Fiziksel ön arıtma ünitelerinden geçirilen atık su ikinci kademe olarak biyolojik arıtma prosesine alınır. Biyolojik arıtmadaki asıl amaç çözünmüş organik madde, askıda katı madde ve suyun içerisinde çözünmüş olarak bulunan çeşitli nütrientlerin atıksudan ayrılmasını sağlamaktır. Bu sebeple aerobic prosesler, anoksik prosesler ve anaerobik prosesler kullanılmaktadır. Günümüzde evsel atıksuların arıtılmasında en çok kullanılan proses aerobik askıda büyüyen aktif çamur sistemleridir.

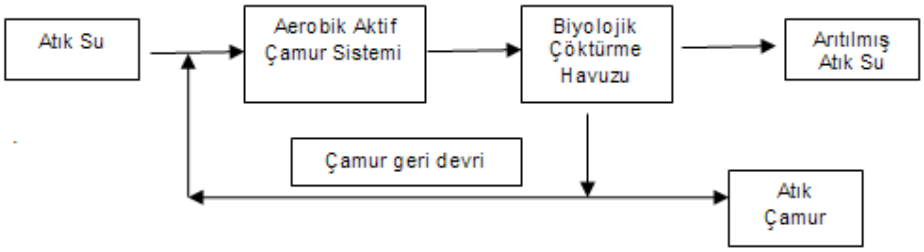

Şekil 5. Evsel atıksu arıtımında kullanılan biyolojik proses

3.1.3. Çamur Arıtımı ve Uzaklaştırılması

Biyolojik arıtma prosesi sonrasında çöktürme havuzunun dibinden alınan fazla biyolojik aktif çamur çeşitli fiziksel ve kimyasal yöntemlerle arıtılıp, susuzlaştırılarak doğaya zarar vermeyecek şekilde uzaklaşltırmaya uygun hale getirilir. Fazla biyolojik çamur öncelikle yoğunlaştırma işleminden geçirilerek havalı (aerobik) ya da havasız (anaerobik) yöntemlerle stabilize edilip susuzlaştırma prosesi için hazır hale getirilmiş olur. Daha sonra fazla çamur kimyasal takviyelerle şartlandırılıp, fiziksel susuzlaştırma ve kurutma işlemlerine tabi tutulur. Son olarak kurutulmuş çamur yönetmelikler dahilinde bertaraf edilir.

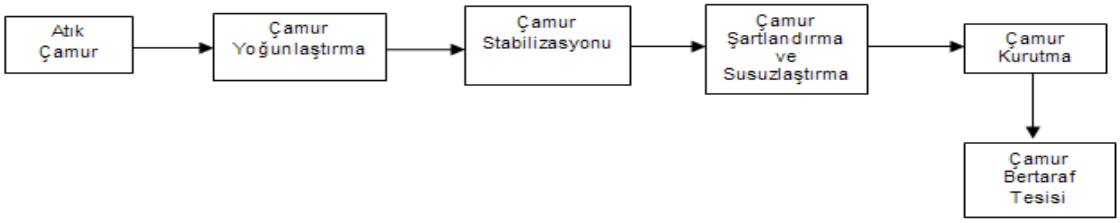

Şekil 6. Evsel atıksu arıtımında çamur arıtımı prosesi

3.2. Endüstriyel Atıksuların Arıtılmasında Kullanılan Prosesler

Endüstriyel atıksu karakteri, üretim sektörü ve üretim prosesine göre çeşitlilik göstermektedir. Bu sebeple öncelikle atıksu karakterizasyonu belirlenip, buna uygun arıtma prosesi seçilmektedir. Endüstriyel bazlı atıksuların arıtılmasında genellikle fiziksel ve kimyasal prosesler kullanılmaktadır.

3.2.1. Fiziksel Arıtma

Evsel atıksuların arıtılmasında olduğu gibi endüstriyel atıksuların arıtılmasında da ilk adım fiziksel arıtmadır. Bu aşamada kullanılacak olan ekipman ve proses seçiminde atıksuyun özellikleri göz önünde bulundurulur. Endüstriyel atıksularda kullanılan fiziksel arıtma üniteleri; kaba ve ince ızgaralar, kum ve yağ tutucuları, yüzdürme üniteleri, dengeleme havuzları ve filtrasyon sistemleridir.

3.2.2. Kimyasal Arıtma

Fiziksel arıtmadan geçirilen endüstriyel atıksular, gerekli nötralizasyon işlemi yapıldıktan sonra atıksuda çözünmüş halde bulunan kimyasal kirleticilerin sudan ayrılabilmesi için çeşitli kimyasal prosesler uygulanır. Bu prosesler; iyon değişimi, indirgeme ve çöktürme, koagülasyon ve flokülasyon, adsorbsiyon ve kimyasal oksidasyon prosesleridir. Atıksuyun özelliğine göre en çok kullanılan ve uygulaması kolay olan koagülasyon ve flokülasyon işlemleridir. Bu kimyasal arıtma sırasında atıksuda bulunan kirletici maddelere uygun çeşitli kimyasal madde (koagülant) ilaveleri yapılır. Kimyasal karıştırma işlemi yapıldıktan sonra atıksu kimyasal çöktürme havuzlarına alınır. Atıksu karakteri uygun ise (atıksuda çözünmüş organik madde varsa) kimyasal arıtma sonrası biyolojik arıtma da uygulanabilir.

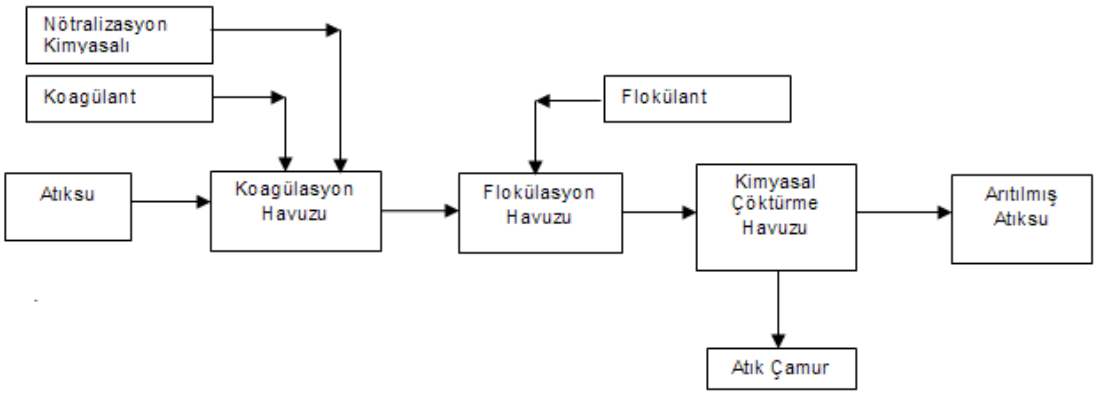

Şekil 7. Endüstriyel atıksuların kimyasal arıtımında kullanılan genel proses

3.2.3. Filtrasyon

Kimyasal arıtma sonrası atıksu karakterine uygun olarak suyun içerisinde bulunan askıda katı maddenin giderilebilmesi için çeşitli filtrasyon işlemleri uygulanmaktadır. Kum filtresi, aktif karbon filtresi gibi klasik filtrasyon sistemlerinin dışında günümüzde teknolojinin de gelişmesiyle beraber ultrafiltrasyon, nanofiltrasyon ve ters ozmos filtreleri de kullanılmaktadır.

3.2.4. Çamur Arıtımı ve Uzaklaştırılması

Kimyasal çöktürme havuzlarının dibinden alınan kimyasal çamur direkt olarak susuzlaştırma ünitelerine iletilerek çamursuzlaştırma işlemi gerçekleştirilir. Bu çamur biyolojik arıtma çıkışındaki aktif çamur gibi olmadığı için susuzlaştırma işlemleri daha kolay yapılabilmektedir. Fakat arıtma prosesinde biyolojik arıtma da mevcut ise biyolojik aktif çamur ve kimyasal çamur birleştirilerek ya da ayrı olarak çamur susuzlaştırma ve kurutma işlemlerinden geçirilebilir. Susuzlaştırılmış çamur yönetmelikler dahilinde bertaraf edilir.

SONUÇ

Yolcu gemilerinde kullanılan klasik (MSD) ve gelişmiş (AWT) atıksu arıtma sistemleri fiziksel arıtım prosesi aşamasında benzer özelliklere sahip olup, son arıtma aşamasında klasik sistemler klor dezenfeksiyonu, gelişmiş atıksu arıtma sistemleriyse UV filtrasyonu kullanmaktadır. Arıtılmış atıksuda bakiye klor miktarı fazla olduğundan ve bu klor miktarının deniz canlılarına verdiği zarar göz önünde bulundurulduğunda, klasik sistemler yerine daha iyi arıtım yapan AWT sistemlerinin kullanılması kaçınılmazdır.

Karasal bazlı atıksularda, evsel atıksuların arıtılması için kullanılan proses seçimi yapılırken yer ihtiyacı, enerji tüketimi, ilk yatırım maliyeti ve işletme maliyetleri düşünülüp uygun proseslere karar verilmektedir. Endüstriyel atıksular için ise tamamen atıksuyun karakterine uygun özel bir arıtma prosesi uygulandığı için bu tarz seçim ve karşılaştırma kriterleri ikinci planda kalmaktadır.

Yolcu gemilerinde ve karasal bazlı sistemlerde kullanılan arıtma sistemleri fiziksel ön arıtma yöntemleri açısından benzerlik gösterse de karasal bazlı atıksuların (özellikle endüstriyel atıksuların) karakterizasyonunun çok değişken olmasından dolayı kullanılan diğer arıtma prosesleri farklılık göstermektedir. Endüstriyel ve evsel atıksu debileri, gemi kaynaklı atıksu debilerinden çok daha yüksek olduğu için kullanılan ekipman ve üniteler de değişiklik göstermektedir.

Günümüzde evsel ve endüstriyel tesislerde oluşan biyolojik fazla çamur yeterli susuzlaştırma ve kurutma işlemlerinden sonra yakma tesislerinde yardımcı yakıt ya da tarımsal gübre olarak kullanılabilmektedir. Yolcu gemilerinin sayısı ve taşıdığı insan sayısı da dikkate alındığında gemi kaynaklı biyolojik atık çamur da bu amaçla değerlendirilebilir.

KAYNAKLAR

Cruise Ship Wastewater Science Advisory Panel. (2001). *Report to the Alaska Cruise Ship Initiative*.

Koboević Žarko, & Kurtela Željko. (2011). *COMPARISON OF MARINE SEWAGE TREATMENT SYSTEMS COMPARISON OF MARINE SEWAGE TREATMENT SYSTEMS*. 1–10. https://bib.irb.hr/datoteka/570916.COMPARISON_OF_MARINE_SEWAGE_TREATMENT_SYSTEMS.pdf

MARPOL. (1997). Annex IV of MARPOL 73 / 78 Regulations for the Prevention of Pollution by Sewage from Ships. *Marpol*, *78*(December 1979).

Milli Eğitim Bakanlığı. (2012). *Çevre Sağlığı Arıtım Tesisleri*.

Öztürk, İ., Timur, H., & Koşkan, U. (2008). *Atiksu Aritiminin Esaslari*.

Şahin, V., & Vardar, N. (2016). *Yolcu Gemisi kaynaklı atık suların Akdeniz ' e etkisi*. *1st International Mediterranean Science and Engineering Congress (IMSEC 2016) Çukurova University, Congress Center, October 26-28, 2016, Adana / TURKEY , Paper ID:1266*, Pages: 4413-4420.

Şahin, V., & Vardar, N. (2015a). Yolcu Gemilerinde Sewage Arıtma Sistemleri ve Atıkların Denizde Seyrelmesine Etki Eden Parametreler. *Journal of Maritime and Marine Sciences*, *1*, 25–31.

Şahin, V., & Vardar, N. (2015b). Yolcu Gemisi Pis Su Arıtım Standartları ve Arıtma

Sistemleri. *Journal of ETA Maritime Science*, *3*(1), 47–52. https://doi.org/10.5505/jems.2015.58077

U.S. Environmental Protection Agency. (2008). *Cruise Ship Discharge Assessment Report*.

GEMİ PİS SU TESİSATLARININ DİZAYNI ÜZERİNE BİR ÇALIŞMA

A STUDY ON THE DESIGN OF SHIP SEWAGE INSTALLATIONS

Murat YAPICI
Galatasaray Üniversitesi
ORCID No: 0000-0003-0597-3285
Volkan ŞAHİN
ORCID No: 0000-0001-8914-3515
Nurten VARDAR
ORCID No: 0000-0002-9042-7029
Yıldız Teknik Üniversitesi

Özet
Günümüzde Dünya ticaretinin %90'ı deniz yoluyla gerçekleşmektedir. Gemilerden kaynaklanan kirlikler ciddi çevre sorunlarına yol açmaktadır. Son 50 yılda Uluslararası Denizcilik Örgütü tarafından deniz kirliliğini önlemeye yönelik uluslararası sözleşmeler vasıtasıyla yaptırımlar uygulanmaktadır. Bu uygulamalardan biri gemi pis su tesisatlarının standart hale gelmesi ve çeşitli yöntemler ile arıtılarak olumsuz etkisinin azaltılmasıdır. Uluslararası ve ulusal kurallar gereği gemilerin seyir ve liman kalış süresinde atık su sistemlerinin çalışır olması beklenmektedir.
Sistemlerin sürekli çalışır durumda tutulması için planlı bakım sistemine göre bakımlarının yapılması ve yedek parçalarının gemide bulundurulması gerekmektedir. Ayrıca uluslararası kurallara göre sistemin çalışır durumu için otoritelerden onay alınması gerekmektedir. Sistemin çalışır durumda tutulmasının yanı sıra gemi bünyesinde boru devreleri ve teçhizatlarının da çalışır vaziyette olması gerekmektedir. Boru devrelerinde oluşabilecek arızalar için hazırlıklı olunmalıdır. Ayrıca geminin ilk tasarım aşamasında hazırlanan plan ve seçilen malzemeler önemlidir. Özellikle devre tasarımlarında uluslararası normlara uygun üretimler gerçekleştirilmelidir. Geminin limanlarda uzun süre kalması durumunda toplama tanklarına sahip olması veya onaylı arıtma sistemine sahip olması gerekmektedir. Pis suların tankta birikmesi durumunda uluslararası sahil bağlantısı ile liman tesisine veya bu görev için tasarlanan gemiye transferi gerekmektedir. Gemideki pis su atıkları ayrıca belirli bir hızda olmak koşuluyla denize basılabilmektedir. Bu durumda geminin sahip olduğu pompanın basma kapasitesi, geminin hızı, geminin genişliği ve boyu bu operasyon için önem kazanmaktadır. Geminin uygun hızda seyreltme faktörünü kullanarak işlemi gerçekleştirmesi beklenmektedir. Bu nedenle geminin hem tasarım hem de çalıştırılma dönemlerindeki kararlar önem kazanmaktadır.
Bu çalışmada, gemi kaynaklı pis su devrelerinin ulusal ve uluslararası kurallara uygun tasarımları, uygulamalardaki durum ve eksiklikler açıklanmıştır. Gemi pis su devrelerindeki eksikliklerin tespiti ve giderilerek sürdürülebilirliği konusunda önerilerde bulunulmuştur.

Anahtar Kelimeler: Atıksu, Deniz Kirliliği, Gemi Kaynaklı Kirlilik, Gemi Tesisatı

Abstract
Today, 90% of world trade is realized by sea. Pollutants from ships cause serious environmental problems. In the last 50 years, the International Maritime Organization has imposed sanctions on international conventions to prevent marine pollution. One of these applications is the standardization of ship sewage systems and the reduction of the negative effect by treatment with various methods. In accordance with international and national rules, wastewater systems are expected to operate in terms of sail and during port stay.
In order to keep the systems running continuously, it is necessary to maintain them according to the planned maintenance system and to keep the spare parts on board. In addition, according to international rules, approval is required from the authorities for the operating status of the system. In addition to keeping the system running, pipe circuits and equipment on the ship must be in working order. Be prepared for malfunctions that may occur in pipe circuits. In addition, the plan and materials selected during the initial design phase of the ship are important. Especially in circuit designs, productions in accordance with international norms should be realized. If the ship stays in the ports for a long time, it must have collecting tanks or have an approved treatment system. In case of dirty water accumulation in the tank, it is necessary to transfer it to the port facility or to the ship designed for this duty with an international shore connection. The wastewater on the ship can also be shipped to the sea provided that it is at a certain speed. In this case, the pressing capacity of the pump owned by the ship, the speed of the ship, the width and length of the ship become important for this operation. The ship is expected to perform the operation using the dilution factor at the appropriate speed. For this reason, decisions in both the design and operation periods of the ship become important.
In this study, the designs of ship-based sewage pipelines in national and international rules, the situation and deficiencies in applications are explained. Suggestions have been made on the determination of deficiencies in ship sewage systems and to sustainability of these problems.

Keywords: Sewage, Marine Pollution, Ship Based Pollution, Ship Installation

1. GİRİŞ

Uluslararası Denizcilik Örgütü (International Maritime Organization, IMO) gemilerden kaynaklanan kirliliğin azaltılmasına yönelik olarak Denizlerin Gemilerden Kirlenmesi Önleme Uluslararası Sözleşmesi (MARPOL 73/78)'ni yürürlüğe sokmuştur. Üye devletlerin iç mevzuatlarına da alarak kabul ettiği sözleşme ile gemi kaynaklı çevre sorunlarının aza indirilmesi hedeflenmiştir. Sözleşmenin birinci maddesi gemi kaynaklı petrol kirliliği, ikinci madde gemi kaynaklı kimyasal, üçüncü madde gemi kaynaklı zehirli atık, dördüncü madde gemi kaynaklı pis su atıkları, beşinci madde gemi kaynaklı çöp atıkları ve altıncı madde gemi kaynaklı hava kirliliğini içermektedir (Uluslararası Denizcilik Örgütü, MARPOL 1997).

MARPOL 73/78 Ek IV başlıca içerik olarak gemilerin kurallar gereği muayenelerini, sertifikalandırılmalarını, geçerlilik sürelerini, atıkların tahliyesini ve standart sahil tahliye bağlantılarını içermektedir. Yapılan bu çalışmada Türkiye'nin de taraf olduğu MARPOL 73/78 sözleşmesi bağlamında gemilerin pis su tesisatlarının dizaynı ve operasyonları incelenmiş dikkat edilmesi gerekenler açıklanmıştır.

2.GEMİ TESİSAT (BORU) DEVRELERİ

Denizlerin Gemilerden Kirlenmesi Önleme Uluslararası Sözleşmesi (MARPOL 73/78) ek IV'e göre 400 GT ve üzerinde tonaja sahip gemilerin yanı sıra 15'den daha fazla yolcu taşıyan ancak 400 GT'dan küçük olan gemilerde gerekli onaylanmış atık arıtma (Sewage Sistemi) sistemine sahip olması beklenmektedir.

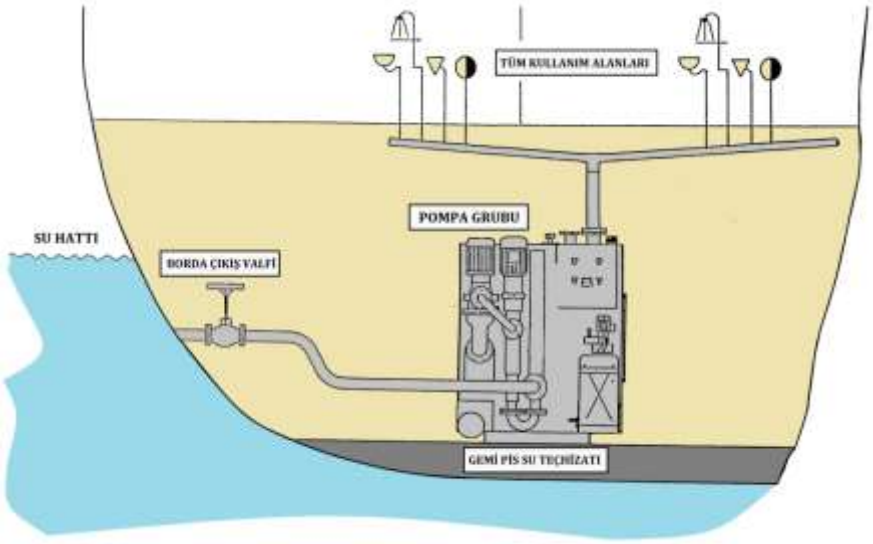

Şekil 1. Tipik Bir Gemi Pis Su Arıtma Sistemi

Gemi bünyesinde oluşan tuvalet, lavabo, revirden gelen atık sular başlıca pis suları oluşturmaktadır. Oluşan atıklar Şekil 1'deki gibi bir yol izlemektedir. Atıklar pis su arıtma sistemine gelerek bir dizi işleme tabi tutulurlar. Farklı tip ve metotlara sahip olan bu sistemler vasıtasıyla atıklar denize atılabilecek seviyede biyolojik işlemden geçirilir veya toplama tankına (Holding Tank) transfer edilirler.

Gemilerde kullanılan boru tipleri malzemesine göre Şekil 2'deki gibi metal ve metal olmayan olarak iki ana grupta incelenmektedir. Gemi içerisinde yakıt, yağ, balast, soğutma suyu, sintine, yangın, pis su, buhar veya tankerlerde yükleme-boşaltma gibi farklı amaçlarda kullanılan borular uluslararası uygunluğa sahip olmalıdır.

Kullanılan boruların ihtiyaç duyulan yere göre mukavim, çalışma sıcaklığına ve basıncına uygun olması beklenmektedir. Gemi devrelerinde kullanılan boruların et kalınlıkları hesabında aşağıdaki formül uygulanır;

$$s = s_o + c + b$$

$$s_o = \frac{d_a \cdot p_c}{20 \cdot \sigma_{perm} \cdot v + p_c}$$

s : En küçük et kalınlığı (mm),
s_o : Hesaplanan Kalınlık (mm),
d_a : Boru dış çapı (mm),
p_c : Tasarım basıncı (bar),
σ_{perm} : İzin verilen en büyük tasarım gerilmesi (N/mm^2),
b : Dirsekler için artım (mm),
v : Kaynak verim faktörü,
cc : Korozyon artımı (mm),

Pis su sistemlerinde kullanılacak boruların minimum et kalınlığı 4,5 mm olmalıdır. Pis su boru devreleri ambarları ile yakın temas halinde olacak şekilde yapılmış ise yükten kaynaklanabilecek olası bir hasar durumuna karşı korunacak şekilde tasarlanmalıdır.

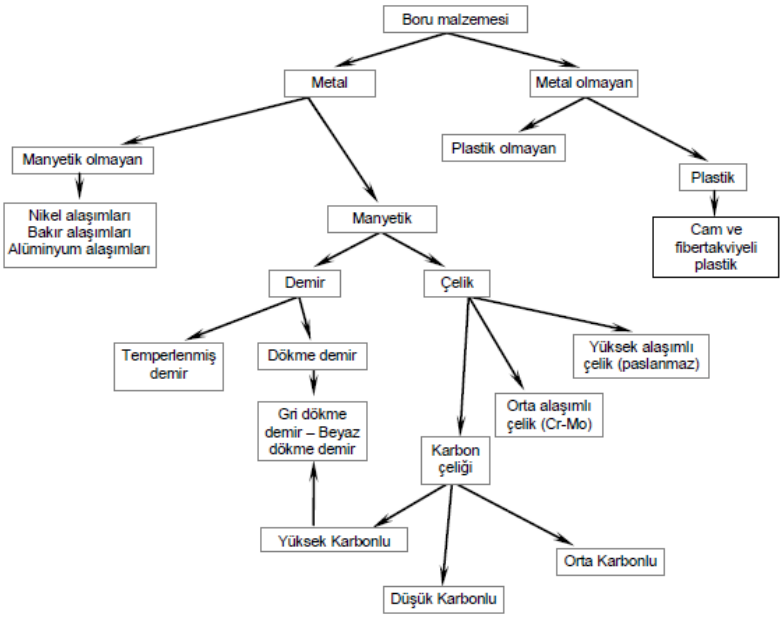

Şekil 2. Boru Malzemesine Göre Boru Sınıflandırması (Türk Loydu, 2018)

Pis suyun bulunduğu tanklar seviye alarmına sahip olmalıdır. Toplama tanklarının bulunmadığı sonradan balast tankı veya harici bir tankın yapılacağı gemilerde seviye alarmları

mutlaka eklenmelidir. Geminin 5^0 yatması durumunda oluşabilecek taşma ve koku ihtimaline karşı sürgülü valf kullanılmalıdır (Türk Loydu, 2018).

Gemi dışına pis su basımı sonrası çıkış valflerinin mutlaka kapalı olması gereklidir. Valflerin sızıntı kontrolü yapılmalıdır. Özellikle liman devleti kontrolü kapsamında borda valflerinde oluşabilecek olası sızıntılar büyük miktarda maddi cezalara neden olmaktadır.

3. GEMİ PİS SU ARITMA SİSTEM OPERASYONLARI

Pis su arıtma sistemleriyle yapılan operasyonlar rutin hallerin dışında farklılık gösterebilir. Eğer gemi tehlike altında ise geminin emniyetli seyrini sağlamak amacıyla veya can kurtarmak amacıyla gemi pis su atığının direk denize basılmasına müsaade edilebilir (Şahin & Vardar, 2016).

Deniz kazası durumunda gemiden denize pis su atığı sızıntısı oluşmuş gerekli tedbirler alınmış olsa bile kirlilik oluşuyorsa ek IV hükümleri kapsamı dışında sayılmaktadır. Ancak kazanın oluştuğu liman otoritesine durumun değerlendirilmesi için bir rapor sunulmalıdır (Şahin & Vardar, 2015).

Gemi pis su atık sistemlerinin tahliyesi ana olarak iki şekilde yapılmaktadır. Bunlardan birincisi standart tahliye bağlantısı ile diğeri ise pis su teçhizatları ile gerçekleştirilmektedir. Gemide pis su sistemi olarak üç ana alternatif uygulama bulunmaktadır. Bunlar; pis su arıtma teçhizatı, pis su öğütme ve dezenfekte sistemleri, pis su toplama tankı şeklindedir .

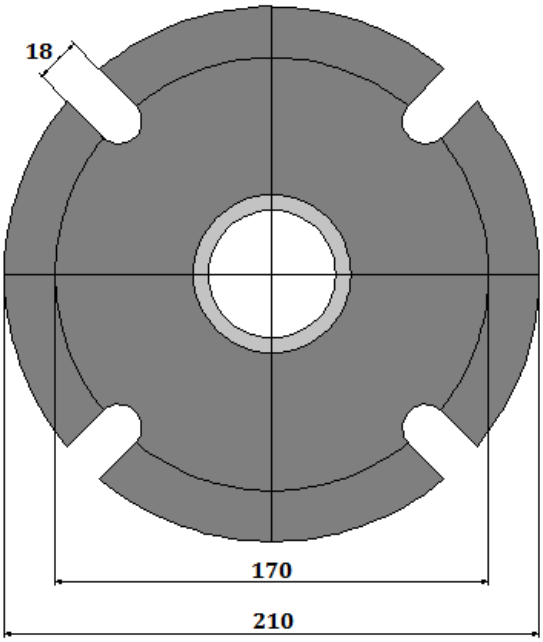

Şekil 3. Uluslararası Pis Su Tahliye Bağlantısı

Denizlerin Gemilerden Kirlenmesi Önleme Uluslararası Sözleşmesi (MARPOL 73/78) ek IV'e tabi olan tüm gemiler pis su arıtma sistemine sahip olsun veya olmasın gemi dışına pis suların transferini sağlayacak bir boru devresine sahip olmalıdır. Bu hat sayesinde liman tesislerine pis suyun transferi mümkün olmaktadır. Limanlar arasında olası devre ve flanş farklılıklarını ortadan kaldırmak amacıyla uluslararası pis su tahliye bağlantısı bulundurulmaktadır. Şekil 3'de temel ölçüleri görülen flanş devresi yaklaşık 16 mm kalınlığa ve 210 mm dış çapa sahiptir. Bağlantısı dört adet somun, cıvata ile gerçekleştirilmektedir.

Dezenfekte ve ayrışma yeteneğine sahip bir teçhizatla donatılmış seyir halindeki bir gemi kendisine en yakın sahilden 3 mil veya daha uzak bir mesafede ise bu gemi atığını saatte 4 deniz mili ile giderken denize basabilmektedir.

Eğer dezenfekte ve ayrışma yeteneğine sahip olmayan seyir halindeki bir gemi, kendisine en yakın 12 mil açıkta saatte 4 deniz mili ile giderken denize basabilmektedir.

Şekil 4'te yaklaşık 143 m uzunluğunda ve 21 m genişliğinde bir gemide denize basılacak pis su için yapılan hesaplama görülmektedir. Yapılan hesaplamada gemi boyu, en, su hattı atında kalan mesafesi önemli bir parametre olurken pis su tahliye pompasının saatte basacağı miktar önem kazanmaktadır.

Ship Particulars	
Length (m)	143,41
Breadth (m)	21,7
Depth (m)	11,1
Pump Capactiy (m^3)	8

	Drafts (D) (m)	Freeboard (F) (m)	Depth (m) (D+F)
Fresh	8,441	2,701	11,142
Summer	8,265	2,877	11,142
Winter	8,093	3,049	11,142
Tropical	8,613	2,529	11,142

DRmax = 0.00926 x V x D x B

DEmax (Maximum Permissible Discharge Rate) (m^3/h)	8,00
DEmax (Maximum Permissible Discharge Rate) (m^3/s)	0,00222
V (Ship's Average Speed Over the Period) (Knots)	6,1
D (Draft) (m)	6,53
B (Breadth) (m)	21,7

DEmax (Maximum Permissible Discharge Rate) (m^3/h)

Speed (Knot)		4	5	6	7	8	9	10	11	12
Drafts (m)	2,50	2,01	2,51	3,01	3,52	4,02	4,52	5,02	5,53	6,03
	3,00	2,41	3,01	3,62	4,22	4,82	5,43	6,03	6,63	7,23
	3,50	2,81	3,52	4,22	4,92	5,63	6,33	7,03	7,74	8,44
	4,00	3,22	4,02	4,82	5,63	6,43	7,23	8,04	8,84	9,65
	4,50	3,62	4,52	5,43	6,33	7,23	8,14	9,04	9,95	10,85
	5,00	4,02	5,02	6,03	7,03	8,04	9,04	10,05	11,05	12,06
	5,50	4,42	5,53	6,63	7,74	8,84	9,95	11,05	12,16	13,26
	6,00	4,82	6,03	7,23	8,44	9,65	10,85	12,06	13,26	14,47
	6,50	5,22	6,53	7,84	9,14	10,45	11,76	13,06	14,37	15,67
	7,00	5,63	7,03	8,44	9,85	11,25	12,66	14,07	15,47	16,88
	7,50	6,03	7,54	9,04	10,55	12,06	13,56	15,07	16,58	18,08
	8,00	6,43	8,04	9,65	11,25	12,86	14,47	16,08	17,68	19,29
	8,27	6,65	8,31	9,97	11,63	13,29	14,96	16,62	18,28	19,94

Şekil 4. Pis Su Ayrışma Sistemine Sahip Bir Gemide Denize Basma Koşulları

Operasyonun ciddi bir şekilde gerçekleştirilmesinin yanı sıra kayıtların gemi jurnaline işlemin gerçekleştirildiği yerin koordinatlarını da içerecek şekilde kayıtlanması gerekmektedir. İşlemlerdeki eksiklikler gemilerin maddi zararlar görmesine neden olacaktır. Şekil 5 ve Şekil 6'da görüldüğü gibi farklı gemi hızları, su altı mesafesi (Draft), ve pompanın basabileceği miktar ile çeşitli alternatifler görülmektedir.

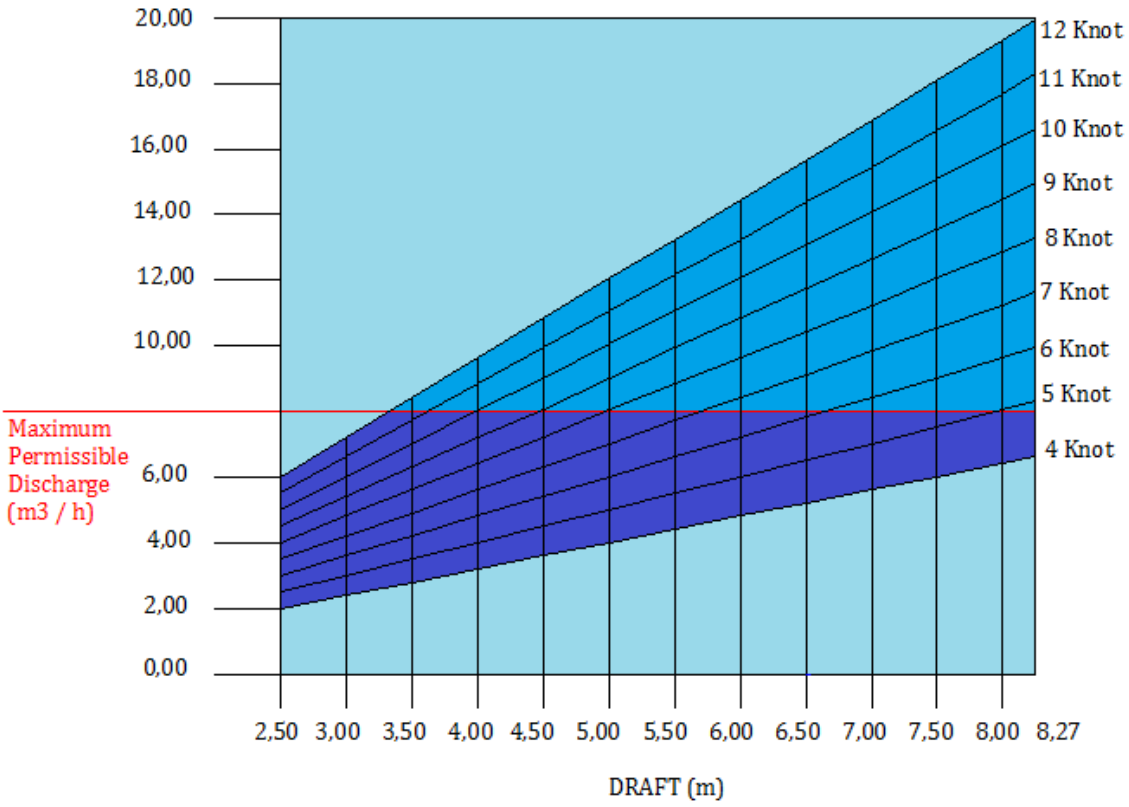

Şekil 5. Pis Su Ayrışma Sistemine Sahip Bir Gemide Farklı Parametrelere Göre Tahliye

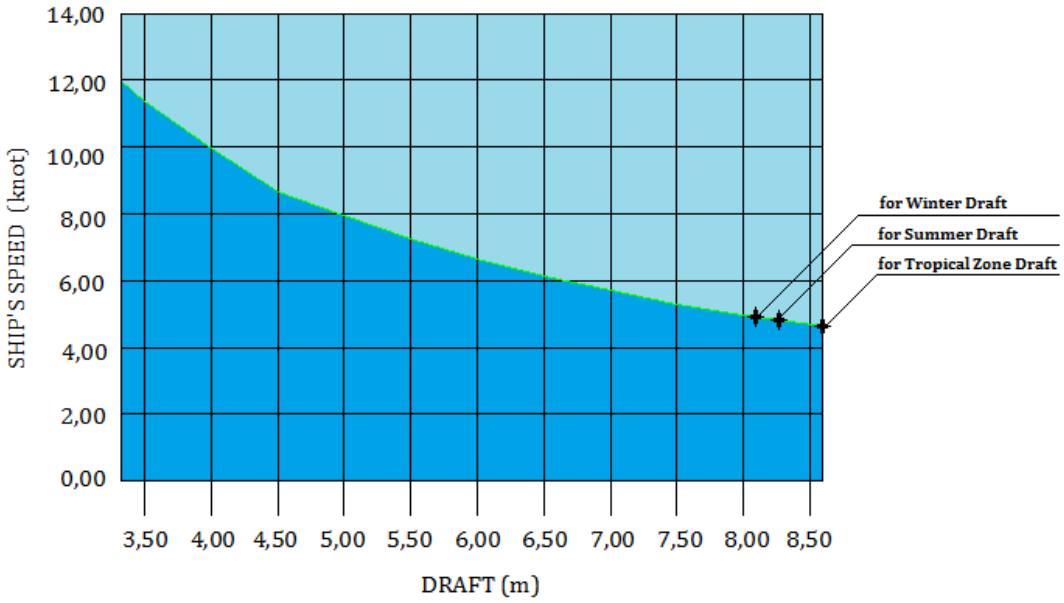

Şekil 6. Pis Su Ayrışma Sistemine Sahip Bir Gemide Mevsimsel Farklılıklara Göre Farklı Tahliye

Ayrıca işlem gemilerin çalıştığı farklı mevsimsel değişikliklere de farklılık göstermektedir. Bu değişiklikler yaz, kış ve tropik bölgelerde yapılan seyirler esnasında oluşan değişiklikleri kapsamaktadır.

Pis su atık devrelerinin ömrünü uzatmak amacıyla çeşitli kimyasallar kullanılmaktadır. Özellikle pis su dezenfeksiyon sistemine kadar gelen boru devrelerinde korozyon ve mikrobik oluşumları önlemek amacıyla çeşitli ilaçlar kullanılmaktadır. Başlıca içerikleri kostik, klor olan bu karışımlar ile devreler korunabilmektedir. Bu ilaçların yanı sıra pis su arıtma teçhizatı için düzeni ilaç dozajı sağlayan pompalar mevcuttur.

SONUÇ

Gemi pis su atık sistemleri geminin ilk inşasından görev dışı kaldığı ana kadar büyük önem taşımaktadır. Ulusal ve uluslararası kuralların zorunlu kıldığı uygulamaların sağlıklı gerçekleştirilmesi hem gemi işletmecilerini maddi zarardan kurtaracak hem de geminin bağlı olduğu bayrak devletinin prestijini koruyacaktır.

Özellikle tersane bakım periyotlarında pis su devrelerinin kontrolü ve valflerinin kondisyonları kontrol edilmelidir. Olası valf kaçakları sistemin grevini sağlıklı gerçekleştirememesinin yanı sıra tespiti halinde cezai müeyyideler uygulanacaktır.

Ticari ürün taşıyan tanker, kuru yük, lpg gibi gemilerin personel sayısı genelde 30'u geçmemektedir. Ancak yolcu gemisi gibi 3000-4000 kişinin seyahat ettiği gemilerde pis su sistemleri daha büyük önem kazanmaktadır. Sistemlerde oluşabilecek olası aksaklıklar bu işletmeler için önemli kayıplara neden olacaktır.

Özellikle Türkiye'nin sahip olduğu temiz kıyıları göz önünde bulundurulduğunda hem ticaret hem de yolcu gemileri için çevre kontrollerini arttırması, hizmet veren tesislerini modernize etmesi önemli bir çözüm olacaktır.

KAYNAKLAR

MARPOL. (1997). Annex IV of MARPOL 73 / 78 Regulations for the Prevention of Pollution by Sewage from Ships. *Marpol, 78* (December 1979).

Türk Loydu Klass Kuralları; Kısım 4- Makine Kuralları Temmuz 2018. https://www.turkloydu.org/pdf-files/turk-loydu-kurallari/cilt-b/kisim-4-makina-kurallari-2018-Temmuz.pdf

Şahin, V., & Vardar, N. (2016). *Yolcu Gemisi kaynaklı atık suların Akdeniz ' e etkisi*. *1st International Mediterranean Science and Engineering Congress (IMSEC 2016) Çukurova University, Congress Center, October 26-28, 2016, Adana / TURKEY , Paper ID:1266*, Pages: 4413-4420.

Şahin, V., & Vardar, N. (2015b). Yolcu Gemisi Pis Su Arıtım Standartları ve Arıtma Sistemleri. *Journal of ETA Maritime Science*, *3*(1), 47–52. https://doi.org/10.5505/jems.2015.58077

EVALUATION OF WATER QUALITY IN NIGER

Didem Yasin
Kassim Ali Guingarey
Eskisehir Osmangazi University

Abstract
Niger is neighbour to Nigeria in the south, Benin and Burkina Faso in the southwest, Algeria in the north, Libya in the northeast, Chad in the east, Mali in the west, 60% of its land is a desert or semi-desert African country. In the study, the well drilled in the rural areas of Niamey, Tillaberi and Dosso were investigated. Some analysis results were evaluated to hydrogeochemical properties and suitability for drinking and irrigation. To evaluate the suitability of the waters in terms of irrigation water PI, SSP, KR, SAR, MR, Na %, and RSC values were computed. EC (Electrical conductivity) and temperature of samples ranged from 8 to 1334 µmho/cm, 23 ºC and 34ºC, respectively. Parameters were compared with WHO and Turkish Drinking Water Quality Standards. Water resources are $NaHCO_3$ and $CaMgHCO_3$ facies. The results of mineral equilibrium modeling indicate that most of the examined waters are undersaturated with respect to gypsum and anhydrite, aragonite, calcite and dolomite.

Keywords: Niger, hydrogeochemistry, water quality

Acknowledgements

The authors would like to thank Danjimo Amadou (EROH/GC/TP-Niger) and Kemal Öztürk (DSI) for their valuable contributions.

GENERAL MINERALOGICAL PROPERTIES OF CHROMIUM MINERALIZATIONS IN DEVREKANI (KASTAMONU) REGION

Hüseyin Sendir
Metehan Keleş
Eskişehir Osmangazi University

Abstract
The study area contains an area of about 15 km^2, located in the Kastamonu E31-c3 package. This region is part of the central pontides, which are still controversial. These chromite deposits are podiform type chromite deposits and developed in dunitic sheaths. The deposits of boninitic chromite that settled along the ophiolite around the Kastamonu Devrekani are located within serpentinized tectonite dunites. Pre-Malm metamorphic unit is mainly composed of gneisses and marbles which is clearly observed in ophiolitic units. The gneiss, amphibole gneisses, amphibolite levels constituting the lower levels of the unit are Gürleyik gneiss; Calcite marble, dolomite-calcite marble and dolomite levels were studied as Başakpınar metacarbonate. The Devrekani ophiolitic slice represents an arc environment in terms of its chemical properties. In this context, based on the chemical properties, this zone is the SSZ-Type peridotites. The deposits of boninitic chromite that settled along the ophiolite around the Kastamonu Devrekani are located within serpentinized tectonite dunites. Chromites in tectonite dunites are generally disseminated, banded, massive and very rarely nodular.

Keywords: Devrekani Ophiolite, Dunite, Podiform Type, Kastamonu

PRELIMINARY MINERALOGICAL DATA OF ARIFLER (DOMANIÇ-KÜTAHYA) MANGANESE MINERALIZATION

Hüseyin Sendir
Eskişehir Osmangazi University

Abstract
The study area is south of Arifler (Domaniç-Kütahya) and it covers approximately 5km^2.The Upper Cretaceous Arifler melange is the oldest unit in the area. The unit consists of diabase, spilite, serpentinite and radiolarite. Ultramafic units (peridotite, serpentinite, gabbro) are tectonically overlain by this unit. Manganese formations are found in the radiolarites and mudstones of Arifler melange. There are 2 mineralization zones in the region. There are 4 mineralization levels in the mineralization zone 1 and 3 mineralization levels in the mineralization 2. The first investigations, bravunite, pyrolusite and psilomelan minerals were detected in the first mineralization zone and bravunite, bixbiite, psilomelan and pyrolyzite minerals were found in the second mineralization zone. Quartz mineral is mostly found as gangue mineral.

Keywords: Manganese, Geochemistry, Arifler, Kütahya

Living Some Macroinvertebrates and Chemical Some Data of Erzurum Wetland (Yakutiye, Erzurum, Turkey)

Mehmet BEKTAŞ
Ataturk University

Summary
Wetlands are lands transitional between terrestrial and aquatic systems where the water table is usually at or near the surface, or the land is covered by shallow water. Erzurum wetland on the migration route of birds in wetlands in northeastern Anatolia is an area with a very important and rich ecosystem. Agricultural practices, construction, irrigation channels and environmental pressures arising from the road wetlands concluded that negatively affect. Addditionaly, aquatic insects are the most widely used organisms in freshwater where there is rarely human impact and can provide reliable information on habitat and lake sustainability.

The objective of this study was to determine some order of macroinvertebrates spatial distribution and establish to chemichal parameters of the wetland. It was only once gone to research area in October. It was taken examples belong to aquatic Coleoptera and Hemiptera. After identificated which family and ordo, it was released to the lake in order not to ecologically imbalance of the lake ecosystem. It has been noticed that numbers of captured aquatic insect were not abundant because season was the autumn when collected. For water analysis, water examples was transported with special water little container to East Anatolia High Technology Application and Research Center (DAYTAM, Ataturk University, Erzurum), then chemical parameters have been identificated at the center.

It has collected from the lake that ten individuals of aquatic coleoptera and hemiptera (Hydrophilidae one, Dystiscidae two, Dryopidae one and Corixidae one). All insect were dead under ice-layer and pale herbal. Water analysis have been applicated to some chemical analysis and Inductively Coupled Plasma Mass Spectrometry (ICP-MS) instrument for obtain to data. Such as: **Cl (me/lt):** 1,4; **HCO_3 (me/lt):** 0,2; **CO_3(me/lt):**1,2; **Al (Cons.ppb):** 0,382; **Na (Cons.ppb):** 264733,31; **Mg (Cons.ppb):** 59216,89; **P (Cons.ppb):** 10,479, **K (Cons.ppb):** 3593,105; **Ca (Cons.ppb):** 2351,608; **Cr (Cons.ppb):** 0,099; **Mn (Cons.ppb):** 0,091; **Fe (Cons.ppb):** 1,968; Pb (Cons.ppb): 0,00; **Ni (Cons.ppb):** 0,702; **Co (Cons. Ppd):** 0,182; **Cu (Cons.ppb):** 1,063; **Zn (Cons.ppb):** < 0,00; **Ga (Cons. Ppb):** 0,043; **As (Cons.ppb):** 3,807; **Se (Cons.ppb):** 0,099; **Ag (Cons.ppb):** <0,000; **Hg (Cons.ppb):** <0,00 and **Cd (Cons.ppb):** < 0,00. Silver (Ag), Mercury (Hg), Zinc (Zn) and Cadmium (Cd) elements was not detected from the area. Morever physical data of the wetland have been detected with devices. Six different point of the region have been accumulated, then it has been calculated the aritmetic mean. Such as; **Depth**: 0,23±0,2 meter; **Ph:**7,42±,01, **Electrical Conductivity (mS/cm):** 0,23±0,1.

Same researchs will make new contributions to understand worth of the wetland and climate change on there in Turkey and in the world. Therefore, it is be expected that a strategy relating to the ecosystem diversity of the wetland area must be developed. Our research is a preliminary study, yet it needs to take more sampling and long-term chemical parameters to obtain more data on the islands in case the wetland may drought by affect of any climate change next years.

Keywords: Macroinvertebrates, Aquatic Insects, Wetland, Turkey

Effect of Information and Communication Technology (ICT) In Teaching of Biology on Students' Academic Performance in SS2 in Jos North Area of Plateau State - Nigeria

Zhakom, Ishaya Nankpak
National Open University of Nigeria

Abstract
The study investigated the effect of Information and Communication Technology (ICT) in Teaching of Biology on Students' Academic Performance in SS2 in Jos North Area of Plateau State-Nigeria. The study aimed at examining whether or not the use of ICT in teaching has effect on students' academic performance in Biology. Quasi-experimental research design was adopted using experimental and control groups and also pretest-posttest. The study adopted the theory of Technological Pedagogical and Content Knowledge (TPACK) as theoretical framework. Three research questions and three hypotheses were answered and tested respectively. Purposive sampling technique was used to select 50 respondents who were drawn from two secondary schools in Jos North. The Biology Achievement Test (BAT) and ICT assessment scale were used to collect data. The instruments were validated by experts in the field of Measurement and Evaluation, Biology Education and Educational Technology with reliability index of 0.85. The mean, standard deviation and t-test were used to analyse the data collected. Results show that the mean scores of the experimental group improved in the posttest in comparison to the pretest. There was no significant difference based on gender in the students' academic performance. Results also revealed that there was low usage of ICT for teaching of Biology in the study area. From the findings of the study, the researcher is of the opinion that students should be given equal opportunity in science and technology regardless of gender. The researcher concluded by making some recommendations on how to reduce if not eliminate the challenges identified as militating against the use of ICT in teaching and learning process.

Keywords: Effect, Information and Communication Technology (ICT), Teaching, Biology Students and Performance

Background of the Study

Information and Communication Technology (ICT) is an accepted umbrella name for diverse set of technology and technological tools used to communicate, disseminates, store and manage information. The uses of ICT in schools by teachers and students have become a necessity as it can be used to improve the quality of teaching and learning. Educational technologists have cited many reasons why education system based on ICT can more effectively result in positive pedagogic outcomes than one based only on conventional techniques popularly known as talk and chalk. Throughout the evolution of ICT, it has been observed that societies that have access to ICT tools and also leverage on the availability of the ICT resources or artifacts for teaching and learning have advanced their education.
According to Daniel (2002) ICT has become within a very short time one of the basic building blocks of modern society. Many countries now regard understanding ICT and mastering the basic skills and concepts of ICT as parts of the core of education, alongside reading, writing and numeracy.

ICT have the potential to innovate, accelerate, enrich, and deepen skills, to motivate and engage students, to help relate school experience to work practices, create economic viability for tomorrow's workers, as well as strengthening teaching and helping schools change their methodology (Yusuf, 2005). Any discussion about ICT in schools is built upon an understanding of the link between schools, learning and computer technology.

The effect of ICT in teaching and learning is rapidly becoming one of the most important and widely discussed issues in contemporary education policy. Most experts in the field of education generally and in educational technology specifically, agreed that, when properly used, Information and Communication Technology (ICT) hold great promise to improve teaching and learning in addition to shaping work force opportunities for students. This has actually gingered a new and strong desire to equip secondary schools with computer facilities and qualified personal necessary to produce technologically proficient and efficient students in developed countries of the world.

Biology as a science is defined as the study of living things which include plants and animals. It is a fascinating study that ranges from microscopic-cellular molecules to the biosphere, encompassing the earth's surface and its living organisms (Sarogini, 2010). Biology is a core subject that is mandatory for science students in all secondary schools in Nigeria as it is a pre-requisite to the study of many sciences courses such as; Medicine, Pharmacy, Biochemistry, Nursing, Medical Laboratory etc.

Teaching Biology using multimedia technology as often seen in ICT makes it imperative as it create the desired learning impact necessary to arouse learners' interest and creativity. In science the use of many senses appeal more to the learners and makes learning more meaningful. The use of video tapped as an ICT device appeals to the sense of sight and hearing respectively. ICT Instructional materials are usually self explanatory and save the energy the teacher would have used in talking.

The importance of Biology is so much that it needs to be taught with ICT materials to arouse students' interest. Tabotndip (2004) lamented that abstract teaching goes on today where teachers do not use appropriate apparatus (method and machine).

Statement of the Problem

The pattern of teaching and learning process today is expected to shift from the conventional method to a more dynamic and flexible one, which is learner-centred (Ezekoka & Okoli, 2012). This learner-centred approach makes students to influence the content, activities, materials and pace of learning, which places them in the centre of the learning process and enhances independent learning (Collins & O'Brien (2003). However, despite the glaring relevance of ICT in education, some teachers are still reluctant, ineffective and unproductive in using ICT facilities to improve students' academic performance even where such devices are available.

Beetheng and Sim (2008) asserted that, there is still a long way to go before secondary school teachers in developing countries like Nigeria will be able to take advantage of the opportunity provided by the 21st century technology also known as New Kind of Science (NKS) and this was substantiated by Adomi and Kpangban (2010) who reported that 75 % of teachers in Nigerian secondary schools have little or no experience regarding ICT in education.

In most secondary schools, the conventional instructional delivery approach of teaching is in vogue. This has constantly led to poor performance of students in the Senior Secondary School Certificate Examination. High achievement is usually enhanced by proper instructional delivery approach and educational technologist as well as curriculum experts have proved that the use of innovative media have high potential in the teaching and learning situation, for it can multiply and widen the channel of communication between the teacher and students. The secondary schools in Jos North area of Plateau State are no exception to this unfortunate circumstance. The downward review of cut-off marks of

JAMB for admission into tertiary institutions especially universities from 180 at as 2016 to 120 in 2017 is a pointer to the fact that students' academic performance is not encouraging and researcher need to find out why and the way forward.

There could be many reasons responsible for these students' poor performances, but certainly one of these reasons could be the teaching style or method which is conventionally done. That is, the use of talk and chalk method of teaching.

This study therefore specifically seeks to provide answers to the following research questions:

1. What is the performance means score of SS2 Biology Students in the experimental and control groups before and after been taught using Information and Communication Technology (ICT)?
2. What is the performance means score of SS2 Biology Students exposed to ICT based on gender?
3. To what extent do teachers use ICT in teaching SS2 Biology students in Jos North Area of Plateau State?

Theoretical Framework

This study adopted the theory of Technological Pedagogical and Content Knowledge (TPACK) developed by Mishra & Koehler (2006). This theory emphasize that Technology alone do not make the difference in teaching rather, the difference is made by the combination of technology, pedagogy and mastering of the subject matter. Hence, found useful for this work.

Methodology

The research design adopted in this study was quasi experimental with interest in pretest - posttest. The sample population was divided in to two equivalent groups, designated as 'Experimental Group' (EG) and 'Control Group' (CG). With regards to this study the target population consisted of 1000 SS2 Biology students in Jos North Local Government Area of Plateau State.

The sample of this study consisted of 50 SS2 Biology students drawn from two secondary schools in Jos North area of Plateau State. The sample comprises of both male and female, Christians and Muslims and with the average of 17 years.

The validity of the instrument was subjected to scrutiny by experts in the field of Educational Technology, Biology Education and Measurement and Evaluation. The experts examined the test instrument and made useful suggestions to free it ambiguity and criticisms.

The researcher after seeking and obtaining the approval from the Principals of the two secondary schools to teach and administer the test instrument, first taught part of the topic '*Tissue and Supporting System in Animals*' to SS2 students of the two schools using the conventional method of talk and chalk teaching only (no special treatment, nor ICT gadget adopted) after which pretest was administered to determine the initial performance of the students before the treatment. The scores (data) obtained were recorded and was also used in sharing the students into two groups.

The process of selecting the experimental and the control groups was done through balloting: 'A' and 'B' were written on a separate pieces of papers folded and shaken, each group nominated a leader who picked the paper those that picked 'A' were tagged Experimental Group (EG) and those that pick B were used as Control Group (CG).

The researcher again taught the two separate groups from the two different schools the remaining part of the topic by introducing treatment to the Experimental Groups (EG) of the respective schools. In another word, the groups were taught the same topic but while Experimental Groups (EG) were taught

using ICT facilities; the Control Groups (CG) were taught the topic using the traditional method of talk and chalk teaching only (no ICT gadget adopted). The two groups from each school were post tested for academic performance and also ICT assessment scale to determine the effect of the treatment (ICT adopted) on the Experimental Groups of the two secondary schools involved in this study.

The data collected obtained were analyzed using mean, standard deviation and t-test for the research questions and hypotheses on a Statistical Packages of Social Sciences (SPSS).

The mean and t-test were used to answer the three research hypotheses. The null hypotheses were tested at 0.05 level of significance, which formed the basis for the hypotheses to be either accepted or rejected.

Results

Research Question One

What is the performance mean score of SS2 Biology Students in the experimental and control groups before and after been taught using Information and Communication Technology (ICT)?

Table 1: Comparison of pretest and posttest mean scores of experimental and control groups

Group	Type of Test	$\bar{X}$	SD
Experimental	Pretest	13.20	3.11
	Posttest	22.32	4.28
Control	Pretest	15.28	4.94
	Posttest	16.28	4.75

The table above shows descriptive statistics of the performance of SS2 Biology students in the pretest and posttest. The mean scores of the experimental group indicate that there was improvement in the result of the posttest in comparism to the pretest. The mean increased from 13.20 to 22.32 showing achievement gain of 9.12 and the standard deviation increase from 3.11 to 4. 28. While the mean scores of the control group also increased from 15.28 to 16.28 giving an achievement gain of 1.00 and standard deviation decreased from 4.94 to 4.75

Research Question Two

What is the performance mean score of SS2 Biology Students exposed to ICT based on gender?

Table 2: Comparison of experimental group before and after treatment based on gender

Gender	Type of Test	$\bar{X}$	SD
Male	Pretest	12.67	4.24
	Posttest	23.87	5.36
Female	Pretest	14.00	4.52
	Posttest	22.06	6.10

The result of the analysis in table two shows that the mean of male students in pretest improved from 12.67 to 23.87 with standard deviation increasing from 4.24 to 5.36 while the mean scores of females improved from 14.00 to 22.06 with a standard deviation of 4.52 to 6.10 the result shows that the achievement gain between male and female in the posttest was negligible, hence the achievement is the same.

Research Question Three

To what extent do teachers use ICT in teaching SS2 Biology students in Jos North Area?

Table 3: Comparison of extent of use of ICT among teachers in teaching Biology

Level	N	Percent (%)
High	10	20
Moderate	15	30
Low	25	50

The result above shows that 10 respondents representing 20% are of the opinion that the use of ICT in teaching Biology in the study area is high while 15 respondents making 30% are of the view that the rate of use of ICT in teaching Biology is moderate and 25 respondents constituting 50% felt that the use of ICT in teaching Biology in the study area is low. From the foregoing, the researcher deduced that the use of ICT in teaching SS2 Biology Students in Jos North area of Plateau state is low

Hypothesis Testing

1. There is no significant difference in the achievement mean scores between the experimental and control groups after been exposed to ICT driven instruction in teaching Biology.

Table 4: Comparison of the experimental and control group

Group	N	$\bar{X}$	SD	DF	t-cal	t-critical
Experimental	25	24.72	4.75	24	3.8	0.01
Control	25	20.04	3.40			

The result of the t-test analysis as shown in table four above reveals the null hypothesis is rejected since the calculated t-test analysis of 3.8 is greater than the table t-test also known as t-critical of 0.01. It means that there is a significant difference between the experimental and control groups when the experimental group was exposed to ICT in teaching and learning of Biology.

2. There is no significant difference in the achievement mean score between male and female SS2 Biology students in the experimental group when they were exposed to treatment.

Table 5: Comparison of students' performance taught using ICT based on gender

GenderN	$\bar{X}$	SD	DF	t-cal	t-critical
Male	15	22.4	3.5	14	0.111	0.914
Female	10	22.6	4.5			

The result of the analysis in the table above reveals that the null hypothesis was retained meaning there is no significant difference in the achievement mean scores between male and female students who were taught Biology using ICT. This is shown in the table where the t-test calculated is 0.111 less than the t-test critical of 0.914; based on the foregoing, the null hypothesis is retained.

3. There is no significant difference in the performance mean scores in the experimental and control groups based on the use of ICT in the study area

Table 6: Comparison of the two groups on the use of ICT in the study area

Group	N	$\bar{X}$	SD	DF	t-cal	t-critical
Experimental	25	24.72	4.75	24	3.8	0.001
Control	25	20.04	3.40			

The result of the analysis in table six is evident that the researcher rejected the null hypothesis and accepted the alternative hypothesis, meaning there is a significant difference on students' responses on the use of ICT for teaching and learning in the study area. This was achieved from the computation where the t-test calculation of 3.8 is greater than the t-test critical at 0.001 hence the researcher accepted the alternative hypothesis that there is significant difference in the performance mean scores in the experimental and control groups based on the use of ICT in teaching of Biology in the study area.

Discussion

It is evident from the findings that students taught using ICT perform significantly better than those taught without ICT. This therefore confirmed the view of Harrison (2002), who was of the opinion that ICT has the potential of improving student academic performance. The researcher therefore is of the opinion that ICT is to be used as a method of instruction in the teaching and learning of Biology in the study area.

Furthermore, findings from the study reveal that students' gender has no significant effect on students' performance. This also confirmed the findings of Nwike and Chukwudum (2011) who find that students' gender has no significant effect on students' academic performance. The researcher is of the opinion that students regardless of gender should be given equal opportunity in teaching and learning of all subjects. Again finding from this study reveal that the extents of the utilization of ICT in the teaching and learning of Biology is low, this also agrees with the work of Yusuf, Kajuru and Musa (2013) who reported that only few schools used computer in the teaching and learning of science subjects. The researcher therefore are of the opinion that teachers should employ the use of ICT in the teaching and learning of Biology and other science and technology related courses for the benefits of the teaching profession.

It is therefore safe to conclude that though the use of ICT in the study area was reported to be low, it has positive impact on the academic performance of students.

Conclusion

Poor students' academic performance in the Jos North area of Plateau State - Nigeria motivated the researcher to embark on this research. From the results and findings of the study it was safe to conclude that though the use of ICT in the study area is low, it has positive and significant impact on the academic performance of students and there was no significant difference in the performance of male and female students of the study area. In the circumstance, the researcher is of the opinion that students regardless of gender should be given equal opportunity in science and technology without fear or favour.

Recommendations

1. Government should ensure that ICT policy statements in education are translated into reality.
2. The Federal, State, Local, Non-Governmental Organizations as well as Philanthropists are encouraged to support secondary schools by providing ICT facilities as there is inadequate funding of the secondary schools in Nigeria.
3. Teachers should ensure that both male and female students are equally encouraged in science and technology and there should not be any form of discrimination especially against the female students.
4. ICT in Education should be a core course for teachers' training programme to adequately prepare teachers on how they can effectively domesticate ICT in their respective discipline while in the classroom.
5. Teachers already in the field should be given time frame within which they should be ICT compliant.
6. The Federal Ministry responsible for electricity distribution should work towards stabilizing electricity supply in Nigeria

References

Adomi, E.E. & Kpangban, E. (2010). *Library Philosophy and Practice (e-journal). Application of ICTs in Nigerian Secondary Schools*: Digital Commons at University of Nebraska-Lincoln. http://digitalcommons.unl.edu/libphilprac/345.

Becker, H. (1986). *Computers in the Schools. A Recent update*. Classroom Computer Learning, January, 96-102.

Beetheng, L. & Sim, C. (2008). *Exploring the Extent of ICT Adoption among Secondary School Teachers*: Malaysia.

Collins, J.W. & O'Brien, N.P. (Eds.) (2003). *Greenwood Dictionary of Education*; Westport: CT: Greenwood.

Daniel J. (2002) *ICT in Education*: A Curriculum and Programme of Teacher Development: UNESCO – Fontenoy, Paris 07 SP, France.

Daniel, J. (2009). *E-earning for Development: Using Information and Communications Technologies to Bridge the Digital Divide*. Common Wealth Ministers Reference. Henley Media Group.

Ezekoka, G.K. & Okoli, A.M. (2012). The Use of Computer in Teaching and Learning in Secondary Schools in Imo State. *Journal of Educational Media and Technology*, 16(1), 64-72

Federal Ministry of Education (2010). *National Policy on Information Technologies (ICT) in Education*.

Harrison, C. (2002). Impact: *The Impact of Information and Communication Technologies on Pupil Learning and Attainment.* UK. Becta . Accessed http://www.becta.org.uk/page documents/research/impaCT2 strand1 report pdf.

Nwike, M.C. & Chukwudum, E.O. (2011). Effect of Computer Assisted Instruction (CAI) on Students' Achievement in Secondary School Agricultural Science. *Journal of Educational Media and Technology*, 15(2).

Nwoji (1999). in Baike(2000). *Keynote address Enriching Science, Technology and Mathematics Education in Nigeria; Problems and Prospects.* 41st Annual Conference Proceeding Heineman Educational Books Nigeria Plc.

Sarogini, T.R (2010). *Modern Biology for Senior Secondary Schools* P.2 AFP Plc Nigeria.

Tabotndip, J.E (2004). *Classroom practices in the Nigerian Educational Industry*: A need for Redirection Secondary Education Management Board, Owerri – Imo State.

Visscher, A., Wild, P., Smith, D., & Newton, L. (2003). Evaluation of the implementation, use and effects of computerized management information system in English secondary schools. *British Journal of Educational Technology*, 34 (3), 357-366.

Yusuf, I., Kajuru, Y.K. & Musa, M. (2013). The Effect of a Computer Mediated Systems Teaching Approach on Mathematics Achievement of Engineering Students in Nigerian Polytechnics. *Journal of Educational Research and Development*: 8(1), p.364-370.

Yusuf, M. O. (2005). Information and Communication Technology and Education. Analysing the Nigerian National Policy for Information Technology. *International Evaluation Journal*: 6(3), pp. 316 – 332.

SEASONAL RAINFALL CONSTRAINTS CHARACTERIZATION FOR RAIN-FED AGRICULTURE IN NORTHEASTERN BURUNDI

Pacifique Batungwanayo
University of Burundi

Abstract

Rainfall Variability is one of the climate key factors that affect agricultural production and other economic development in any region. Hence the understanding of rainfall patterns is necessary to assist in water resources development and decision-making for the developmental activities of the concerned region. The present study aims characterizing and describing the potential agroclimatic variables over North Eastern Burundi (NEB) using rainfall statistical descriptors. The data sets used include: long term (1986-2017) rainfall data for two stations, i.e. the Kirundo and Muyinga stations, selected based on drought risk invoking food shortage and Normalized Difference Vegetation Index (NDVI) dataset. The onset of growing period (OGP), the cessation of the growing period (CGP), the length of growing period (LGP) and the dry spell occurrence during the growing period were analyzed using INSTAT Plus software. The Mann-Kendall test and the Sen's slope method were used to assess the statistical significance of the trend. The results show moderate variability of rainfall (13-16%), LGP (164 - 291 days) and high probability of dry spell occurrence (up to 60%) during the season A (short rainy season from September to December) compared with the season B (main rainy season from March to May) in both stations. The annual and season B rainfall indicate a decline in trend for both stations respectively even though it is not statistically significant (p-value > 0.05). There is no evidence of trend and climate change, yet there is a significant variability. The findings will help to reduce the damages caused by the seasonal agricultural droughts and floods observed in some food-insecure regions of the country and therefore support food security.

Keywords: R*ainfall variability, Dry spell, Mann-Kendall test, North Eastern Burundi*

HERITABLE DISORDERS ASSOCIATED WITH TGFβ SIGNALING

Dr. Res. Asst. Sevinç Akçay
https://orcid.org/0000-0003-2961-3970
Kirsehir Ahi Evran University

Abstract

Extracellular matrix (ECM) and associated proteins have many mechanical, chemical and biological functions such as cell-cell communication, cell proliferation, migration, cell differentiation, development, and survival. ECM molecules bind and regulate several growth factors such as transforming growth factor β (TGFβ). TGFβs are a family of soluble cytokines, and they serve as multifunctional regulators in myriad cellular processes including cell differentiation, proliferation, recognition, apoptosis, adhesion, embryonic development and migration. TGFβ signaling pathway alterations are found in several diseases such as cardiovascular, fibrotic, reproductive, wound healing disorders and cancer. TGFβ upregulates several genes required for the elastic fibers, including fibronectin, LTBPs, ELN, LOXs and FBLN5. Many heritable connective tissue disorders caused by mutations in ECM proteins and TGFβ signaling pathway components result in altered TGFβ signaling. We reviewed heritable connective tissue disorders associated with TGFβ signaling including Marfan syndrome (MFS), caused by fibrillin-1 mutations, Loeys-Dietz Syndrome (LDS), caused by transforming growth factor receptor 1(TGFBR1) and transforming growth factor receptor 2 (TGFBR2) and Urban-Rifkin-Davis syndrome (URDS), caused by latent TGFβ binding protein (LTBP4) mutations. We discussed and compared the mutational spectrum, clinical presentation and molecular aspects of each disease and we focused on and compared the mechanisms of TGFβ signaling pathways in each disease. Understanding the disease etiology and molecular and physiological mechanisms can improve diagnosis and the development of molecularly targeted treatment.

Keywords: TGFβ, Marfan syndrome (MFS), Loeys-Dietz syndrome (LDS) and Urban-Rifkin-Davis syndrome (URDS)

Green synthesis of microalgae-based gold nanoparticles with antifungal activity against pathogenic *Candida* species

Betül Yılmaz Öztürk
Orcid number: htpp://orcid.org/0000-0002-1817-8240
Nurbanu Gürsoy
Orcid number: htpp://orcid.org/0000-0002-6694-2784
İlknur Dağ
Orcid number: htpp://orcid.org/000-0002-7352-8653
Eskişehir Osmangazi University

Abstract
Metal nanoparticle synthesis is usually performed using chemical and physical methods but they are very costly and use hazardous chemicals during the process. Compared to these methods, the 'Green Synthesis' method, which uses an environmentally friendly, simple, economical and clean technology, has attracted a lot of attention in recent years. In such approaches, mild experimental conditions such as ambient temperature and pressure are used, non-toxic and environmentally harmless solvents can be selected, and living organisms such as bacteria, algae, plants or fungi also act as reducing agents. With the safe reactions carried out in the biotransformation processes of microalgae (photosynthetic prokaryotes and / or eukaryotes), heavy metals can be removed from the environment. In addition, microalgae can facilitate nanoparticle synthesis and stabilization with rich active biomolecule contents in their structures. In our study, gold nanoparticles (AuNPs) was obtained by green synthesis using *Scenedesmus incrassatulus* species, which was isolated and identified from Musaözü Pond in the provincial borders of Eskişehir city. Optimization studies were carried out by using pH, metal salt concentration and time parameters. Synthesized nanoparticles were characterized by UV-Vis spectrophotometer, dynamic light scattering (DLS), Zeta-sizer, X-ray diffraction (XRD), Fourier transform infrared spectroscopy (FTIR), field emission scanning electron microscope (FE-SEM) and transmission electron microscope (TEM) devices. AuNPs produced by extracellular synthesis are 3-15 nm in size, spherical and homogeneous distribution. Strong antifungal effects on standard and clinical *Candida* isolates of synthesized AuNPs were determined using agar disk diffusion, minimum inhibitory concentration (MIC) and minimum fungicidal concentration (MFC) tests Then, interactions between AuNPs and *Candida* cells were evaluated by TEM. The results suggested that the potential of AuNPs in pharmaceutical and biomedical applications may be high.

Keywords: Antifungal activity, characterization, green synthesis, optimization, *Scenedesmus incrassatulus*

INVESTIGATION OF MORPHOLOGICAL AND ULTRASTRUCTURAL EFFECTS OF METFORMIN ON RAT KIDNEY TISSUES

İlknur Dağ
Orcid number: htpp://orcid.org/000-0002-7352-8653
Betül Yılmaz Öztürk
Orcid number: htpp://orcid.org/0000-0002-1817-8240
Bükay Yenice Gürsu
Orcid number: https://orcid.org/0000-0002-6822-3484
Eskişehir Osmangazi University
Büşra Aslan
Orcid number: htpp://orcid.org/0000-0002-4123-8408
Elif Aksöz
Orcid number: https://orcid.org/0000-0002-4827-804X
Balıkesir University

Abstract
Metformin is basically an antihyperglycemic drug, but it is also an agent with multiple effects. By activating the AMP-activated kinase (AMPK), it reduces lipids, glucose and protein synthesis, and increases beta-oxidation. Also, by inhibiting mitochondrial respiratory chain complex I, it reduces ATP synthesis and leads to an increase in cellular AMP: ATP ratio. It is reported in the literature that metformin may have nephrotoxic effects, however these effects can be seen especially in diabetic and kidney failure situtations. In this study, it was aimed to investigate whether metformin use in rats without diabetes or kidney impairment causes any ultrastructural changes in kidney tissues by light and transmission electron microscopic (TEM) methods. Wistar Albino male rats (n = 20) were divided into two groups as control and metformin and kept in a 12-hour light and 12-hour dark cycle throughout the experiment. Feed and water intakes were released and they were kept at a constant temperature (21 ± 3 ° C). Metformin group of three weeks orally 100 mg / kg / day of metformin HCl (METFULL 1000 mg effervescent tablets Vitalis Pharmaceutical, Turkey) dissolving treated with distilled water; The control group was given an equal volume of distilled water. Decapitation was performed under ketamine / xylasin anesthesia at the end of three weeks and kidney biopsy samples taken were examined after light and TEM preparation. The normal renal corpuscle and glomerular structure and proximal and distal tubular structures in regular appearance were detected in semi-thin and full thin sections taken from the control group. In metformin-treated samples, atrophic glomeruli, degenerative findings in proximal and distal tubules, vacuolization, erythrocyte increase, capsular thickening and some necrotic areas were observed.

Keywords: Metformin, kidney, rat, TEM

SPECIES DELIMITATION APPLICATIONS ON *Isatis cappadocica* DESV. SPECIES COMPLEX BY USING MOLECULAR AND BIOCLIMATIC DATA

Kurtuluş Özgişi
Eskişehir Osmangazi University

Abstract
Isatis L. is the one of the most taxonomically complex genus among 348 genera of Brassicaceae (Cruciferae) family. The genus is distributed primarily in the Irano-Turanian region and some member of the genus is considered highly polymorphic in fruit morphology which is used as a diagnostic character. Because of the intermediate form of fruit shape, it is suggested that hybridization have an important role on speciation. *Isatis cappadocica* Desv. which is one of the debated species complex in terms of species delimitation, is represented by seven taxa according to Flora of Turkey and East Aegean Island. But some authors claim that the number of the species complex is fewer. Here in this study, the taxonomic utility of internal transcribed spacer 2 (ITS2) secondary structures of five *I. cappadocica* taxa were studied to sort out the species circumscription. Also specific bioclimatic data values (19 bioclimatic variables plus data on monthly minimal, maximal, average temperatures and average precipitation) were used for bioclimate space evaluation. According to molecular data, there is not any CBC (Compensatory base changes) among taxa whereas *Isatis cappadocica* subsp. *besseri* differs from rest by having one hemi-CBCs at 169. base position. Bioclimatic data shows that *I. cappadocica* subsp. *besseri* prefers dry and hot habitats whereas *Isatis cappadocica* subsp. *macrocarpa* prefers wet and cold habitats. Rest of the taxa are highly tolerated to the bioclimatic factors and distribute in a high range.

Keywords: *Isatis*, CBC species concept, Brassicaceae

ANCESTRAL POPULATION SIZE EFFECT TO SPECIES NUMBER OF *Thlaspicerasas* F. K. MEYER SPECIES COMPLEX AND THEIR BIOCLIMATIC PREFERENCES

Kurtuluş Özgişi
Eskişehir Osmangazi University

Abstract
The systematics of the genus *Thlaspi* L., which was represented by approximately 75 taxa was one of the most controversial among the 351 Brassicaceae genera. Meyer, influenced by Schulz, split the genus *Thlaspi* into 11 additional genera. *Thlaspicerasas* F. K. Meyer which was one of these genera was laterally accepted as a species complex under genus *Noccaea*. This species complex consists of 11 species, 9 of which are endemic to Turkey. Since the convergence in fruit features which is mainly used for classification, exact number of the species is debated. Here, BPP species delimitation, which is based on Bayesian Statistical Method, is used for species delimitation. Three different markers, Internal Transcribed Spacers (ITS); *trnL-F* and *trnQ-5'rps16* were used under three different scenario (small, medium and large ancestral population size) for species delimitation analysis. Also specific bioclimatic data values (19 bioclimatic variables plus data on monthly minimal, maximal, average temperatures and average precipitation) were used for bioclimate space evaluation. According to the small ancestral population size the species complex consist of six different species with 0.63 posterior probability. According to the medium ancestral population size the species complex consist of three different species with 0.78 posterior probability whereas large ancestral population size scenario indicates that there is one species with 1.00 posterior probability. Bioclimatic data shows that *Thlaspiceras huber-morathii* F.K.Meyer prefers wet and cold habitats whereas *Thlaspiceras meyerii* F.K. Meyer prefers dry and hot habitats. Rest of the taxa are highly tolerated to the bioclimatic factors and distribute in a high range.

Keywords: *Thlaspiceras,* BPP species delimitation, Brassicaceae

EŞEK SÜTÜNDEKİ YAĞ ASİTLERİNİN ANALİZİ: KIRGIZİSTAN KEGETİ VADİSİ EŞEK SÜTLERİ ÜZERİNE BİR ÇALIŞMA

Nadira Turganbaeva
Cemal İnce
Kırgızistan-Türkiye Manas Üniversitesi

Abstract
Son zamanlarda, eşek sütü dünyadaki beslenme uzmanları, alerjistler arasında büyük ilgi görmektedir. Eşek sütündeki nispeten düşük yağ içeriğine rağmen, yağ fraksiyonunu immünolojik, fizyolojik ve beslenme özelliklerinin bir değerlendirmesi ile incelemek için kapsamlı çalışmalar devam etmektedir.
Martini ve arkadaşları (Martini, 2014), morfometrik analizde floresan mikroskopisi kullanarak eşek sütü yağının ortalama büyüklüklerini (1,9 µm) saptadılar. İtalyan bilim adamları, eşek sütündeki toplam yağ asidi miktarını belirlemek için analizler yaptılar (Gastaldi, 2010) ve bu analizlerde, eşek sütündeki yağ içeriği diğer süt türlerinden çok daha düşük olduğunu ve bununda düşük kalori içeriğine (% 0.94 yağ - 408 kcal) sahip olduğunu belirlediler. Eşek sütündeki doymuş ve tekli doymamış yağ asitleri inek ve anne sütünden çok daha azdır. Ayrıca, eşek sütündeki insanlar için en önemli çoklu doymamış yağ asitleri, sırasıyla 746 mg / l ve 280 mg / l'dir.

I. Razzakova tarafından Kırgız Devlet Teknik Üniversitesi Araştırma Kimya-Teknoloji Enstitüsü laboratuvarında, Kegety vadisinde yaşayan eşek sütünün fiziko-kimyasal parametrelerinin incelenmesi sonucunda, süt yağının 100'den fazla yağ asidi içerdiği belirlenmiştir. Eşek sütündeki kaprilik, kaprik, laurenik, palmitik, oleik, linoleik gibi asitlerin içeriği inek sütündeki içeriklerinin ortalama normlarını aşmaktadır. Kaprilik asidin tıpta bağırsak mikrobiyosenozunu normalleştirmek, sindirim sisteminde ve ürogenital sistemde maya büyümesini bastırmak, sindirim sistemini normalleştirmek, bağışıklık sistemini güçlendirmek ve inflamatuar hastalıkları önlemek için kullanıldığı bilinmektedir (Razmakhin, 2014). Sonuçlara göre, linoleik (ω-6 ailesi) gibi doymamış yağ asitlerinin en yüksek kantitatif içeriği ilkbaharda, oleik (ω-9 ailesi) yaz aylarında görülür. Bu çalışma, kardiyovasküler, otoimmün ve inflamatuar hastalıklarda yararlı bir ürün olarak kullanılabilen eşek sütünün eşsiz yağ asidi kompozisyonunu doğrulamaktadır.

Bu Çalışmada, Kırgızistan Kegeti Vadisinde yaşayan eşeklerden elde edilen sütlerdeki yağ asitleri ve oranları analiz edilmiştir. Bu analizler sonucunda Kırgızistan da eşek sütü ile uygulanabilecek kür tedavileri hakkında öneriler getirilecektir.

Keywords: Eşek Sütü, Süt Yağları, Doymuş ve Doymamış Yağ Asitleri, Kırgızistan, Bişkek

ANALYSIS OF FATTY ACIDS IN DONKEY MILK: A STUDY ON KYRGYZSTAN KEGETI VALLEY DONKEY MILK

Abstract

Recently, donkey milk has received great attention among nutritionists, allergists around the world. Despite the relatively low fat content in donkey milk, extensive studies are continuing to examine the fat fraction with an assessment of its immunological, physiological and nutritional properties.

Martini et al. (Martini, 2014) determined the average sizes (1.9 µm) of donkey milk fat using fluorescence microscopy in morphometric analysis. Italian scientists made analyzes to determine the total amount of fatty acids in donkey milk (Gastaldi, 2010) and in these analyzes, they determined that the fat content in donkey milk was much lower than other types of milk and that it had a low calorie content (0.94% fat - 408 kcal). Saturated and monounsaturated fatty acids in donkey milk are much less than cow and breast milk. Also, the most important polyunsaturated fatty acids for people in donkey milk are 746 mg / l and 280 mg / l, respectively.

It was determined that milk fat contains more than 100 fatty acids as a result of the examination of physico-chemical parameters of donkey milk living in Kegety valley done by I. Razzakova in the laboratory of Research Chemistry-Technology Institute of Kyrgyz State Technical University. The content of acids such as caprylic, capric, laurenic, palmitic, oleic, linoleic in donkey milk exceeds the average norms of their content in cow's milk. It is known that caprylic acid is used in medicine to normalize intestinal microbiosenosis, suppress yeast growth in the digestive system and urogenital system, normalize the digestive system, strengthen the immune system and prevent inflammatory diseases (Razmakhin, 2014). According to the results, the highest quantitative content of unsaturated fatty acids such as linoleic (family ω-6) is observed in the spring, oleic (family ω-9) in the summer. This study confirms the unique fatty acid composition of donkey milk that can be used as a useful product in cardiovascular, autoimmune and inflammatory diseases.

In this study, fatty acids and their proportions in milk obtained from donkeys living in Kyrgyzstan Kegeti Valley will be analyzed. As a result of these analyzes, recommendations will be made on cure treatments that can be applied with donkey milk in Kyrgyzstan.

Keywords: Donkey Milk, Milk Fats, Kyrgyzstan, Bishkek

MOROCCO-EUROPEAN UNION RELATIONS: A PERSPECTIVE FROM 1987 UNTIL TODAY

Dr. Samet ZENGİNOĞLU[1]
Adıyaman University

Abstract
Morocco located in North African geography and in the Maghreb, region based on another definition has a history dating back to 9th century. The country where French domination was ended and independence was declared in 1956 has an important place in the region in terms of economic, commercial and political aspects. Moroccan relations with Europe (the Union) constitutes another striking dimension in the foreign policy. While the foundation of these relations may date back to the end of 1960s, the rejection of Morocco's application for membership is one of the important subjects in the literature regarding the European Union. Morocco's membership application to European integration, was rejected on the grounds that Morocco was not from Europe, and in other words, Morocco was not a European country in geographical terms. In fact, the main criterion of the European Union's enlargement policy has always been "being a European state". Despite these developments, Morocco-European Union relations have reached a higher level with agreements, especially trade agreements as of the 1990s. There has been even a progress in terms of these relations in 21st century. It is possible to see the reflections of this development when Morocco's export and import data are examined. Moreover, Morocco has been included in "the European Neighbourhood Policy." Recently, the Sustainable Fisheries Agreement adopted in the beginning of 2019 provided a new dimension to diplomatic relations. The present study has two main purposes within this framework. The first one is to analyze Morocco-European Union relations from a multi-dimensional perspective. The second is one is to bring the criterion of "being a European state" into discussion.

Keywords: Morocco, European Union, European Neighbourhood Policy

Prevalence, Causes and Consequences of Divorce in Bahir Dar City Administration, Ethiopia

Yeshiwork Mekonnen
Koye Kassa
Meseret Ayalew
Bahir Dar University

Abstract
This study investigated the prevalence, causes and consequences of divorce in Bahir Dar town Administration. Mixed methods design was employed for the study and both qualitative and quantitative data were collected. For the quantitative data 361 randomly selected households and for the qualitative part 8 divorcees and 8 purposively selected community and religious leaders were participated. Questionnaires were used to collect quantitative data while qualitative data were collected through interviews, focus group discussions and document analysis. The quantitative data were analyzed quantitatively using percentage and mean while the qualitative data were narrated and paraphrased. The result of the study indicated that the prevalence of divorce in three consecutive years (2013/14, 2014/15 and 2015/16) were found to be 24%, 26.28% and 49.72% respectively. Moreover, the data from questionnaire respondents indicate that 46.5% of households were divorced. The major causes of divorce fall under psychological, social and economical issues respectively. The conclusion of the study is that unless interventions are made the rate of divorce will continue resulting in the psychosocial and economic crises. Hence based on the findings of the study, it is recommended that: short term training on marriage counseling need to be designed for elderly and religious leaders. Intervention and prevention programs need to be established where married people access professional family counseling services in their surroundings. Additionally, different community based and nongovernmental organizations are expected to give pre-marriage counseling and training for couples on child care responsibilities, communication and conflict management skills.

Key Words: Divorce, Prevalence, Causes, Consequences

The Effects of Social Media On The Psychosocial Well-being of Youth In Selected Rural Areas Across The Eastern Cape, South Africa

Eleanor Alvira Hendricks
https://orcid.org/0000-0003-3367-8638
University of Fort Hare, South Africa

Abstract
The use of social media in the rural areas of South Africa is relatively growing, with the youth being prominent users. The growth of social media has incited optimism about potential societal benefits as well as the concern of mental illness such as depression due to the increase in social comparison. Research indicates that there is a paucity of literature on social media use in rural areas. The aim of this study was to investigate the effects of social media on the psychosocial well-being of the youth in selected rural areas of the Eastern Cape. The study was conducted in the Amathole District Municipality in the Eastern Cape Province. The qualitative research approach was employed and the exploratory research design adopted as these allowed a comprehensive exploration of experiences and perceptions of youth regarding social media. Thirty participants were selected using purposive sampling. Data collected through in-depth interviews was analysed using thematic analysis. Findings revealed that the use of social media has a negative bearing on the psychosocial well-being of youth due to discrepancies between appearance, reality and expectations. Furthermore, the youth use social media as a means of recreation whilst some use social media as a networking method. The study concluded that the extensive use of social media amongst youth at times lead to comparison and ultimately depression and therefore, recommended that there must be awareness campaigns on the good use of social media so that youth benefit rather than becoming victims.

Key words: social media, youth, rural areas, psychosocial well-being

Introduction
The rise of social media has provoked both optimism about potential societal benefits and concern about harm such as addiction and depression (Allcott, Braghier, Eichmeyer & Gentzkow, 2019). Scheinbaum (2017) shares the same perspective when he affirms that social media has the capacity to change and consistently reinforce life experiences, both positively and negatively. In the wake of this reality, the youth are the most affected by social media as literature shows they are frequent and popular users. Singh, Amiri & Sabbarwal (2017) postulate that youth are the defining users of social media. Shava & Chinyamurindi (2018) support this assertion when they posit that the youth adapt to information communication technology more than what any other population cohort does. With the youths' massive use of

social media, issues of habit and addiction arise and can have a bearing on their psychosocial well-being. The research objectives that guided the study were:

1. To investigate the influence of social media on the psychosocial well-being of youth in rural areas.
2. To explore what purpose youth use social media for in rural areas.
3. To identify the type of social media mostly used by the youth.

Effects of social media on the youths

Similar to any other phenomenon, the use of social media is not without positive and negative effects. Available literature shows that the youth and social media have become almost synonymous and its effects on their lives as noted by Shah, Das, Muthiah & Milanaik (2019) becomes a concern. Makhubu & Budree (2019) explored the influence and effects that social media had on students during the Rhodes must fall, and fees must fall campaigns that swept across South African universities in 2015 and these events show the significant effects social media has on the youth.

Positively, social media has given the youth the platform to voice out and engage in civil and political movements freely, sharing their views and become active participants without fear or judgment (Lowry, 2016). On the other hand, the sharing of violent video recordings incites violent behaviour that can result in the vandalism of property (Luescher, Loader & Mugume, 2017) as evidenced by events of the fees must fall and Rhodes must fall. Perhaps, these wide spread campaigns and the subsequent rowdy behaviour displayed can be ascribed to issues of peer pressure that come with social media use.

Influence of social media on the psychosocial well-being of the youth

Cherry (2018) owing to Erick Erickson's psychosocial stages of development states that social experiences have an influence on one's psychosocial development. One of the main elements of Erickson's psychosocial theory is the development of the ego, which is a sense of identity we develop through social interaction (Dunkel & Harbke, 2017). Currently, social media has had a significant impact on the youth, as its use has become a common social experience (Bosch & Mutsvairo 2017). Drawing from Cherry (2018) and Bosch and Mutsvairo (2017) it is acknowledged that the use of social media has the capacity to influence the psychosocial development of youth.

Stevens, Gilliard-Matthews, Dunaev, Woods & Brawner (2017) posit that the widespread adoption of social media has led to investigations of its effects on social relationships. Several studies have shown that social media is commonly used to sustain and intensify rather than displace offline relationships (Watkins, 2009). Responsible use of social media technologies can facilitate both identity expression and relationship formation and maintenance (Dumas, Maxwell-Smith, Davis & Giulietti, 2017). Furthermore, Valenzuela, Park & Kee (2009) found that social media use is associated with social trust, political participation and civic engagement among university students. Findings by Watkins (2009) bear a positive testimony to how social media contributes to social capital, an attribute beneficial for psychosocial well-

being.

On the contrary, Stevens, Gilliard-Matthews, Dunaev, Woods & Brawner (2017) argue that despite the positive social benefits of social media, issues of anxiety can rise. Anxiety and negative emotional consequences as noted by Meeus (2016), adversely affects the psychosocial well-being of the youth. An obsessive sense of self-expression for self-validation amongst the youth on social media is risky and entails dreadful consequences when this attention seeking behaviour results in social rejection (Hawk, Eijnden, Lissa, & Bogt, 2019). The negative effects of social media, which are termed "social media drama" in Stevens, Gilliard-Matthews, Dunaev, Woods & Brawner (2017), have the capacity to hurt one's ego hence negatively affecting their psychosocial well-being.

The use of social media in rural areas

In this Fourth Industrial Revolution era, social media has become common to everyone. However, rural populations are still not abreast in terms of social media exploitation as compared to their urban counterparts as argued in Lekhanya (2013 a) when he puts forward that rural areas fall behind in terms of information communication technology access. Lekhanya (2013 a) further postulates that the reasons for this inaccessibility include illiteracy, lack of computer skills, and the quality and costs that are beyond the affordability of rural people.

Whilst Lekhanya (2013 a) found that social media use in rural areas in South Africa is not yet fully established. Van Rijswijck (2013) as cited in Lekhanya (2013 a) states that on the contrary in South Africa, social media use has become mainstream and has crossed the urban-rural divide. The growth of social media use according to UNICEF (2012), owes much to the fact that South Africa is a leading innovator in social networking and microblogging in Africa. Although statistically urban areas remain on top, the significant spread and subsequent rise of social media access and use in rural areas should not be overlooked.

Lekhanya (2013 b), identified that in rural Kwazulu Natal, social media is used as a tool to promote entrepreneurial ventures by means of networking. However, Lekhanya (2013 b) recommends that there is need to carry out more workshops to educate the rural population on the best ways to use social media. This indicates that the rural population lacks the necessary and required knowledge needed to use social media to full capacity. According to Stevens, Gilliard-Matthews, Dunaev, Woods & Brawner (2017) the novice use of social media can be risky especially amongst the youth. The growth of social media use in rural areas at the backdrop of illiteracy and, lack of adequate knowledge becomes a concern, more so amongst youth who are still at a critical stage of psychosocial development (Hawk, Eijnden, Lissa & Bogt, 2019).

Whilst an array of studies is present on the effects of social media on the youths, there seems to be a paucity of literature that centres on the youth and social media in rural areas in South Africa. This finds ground in Lekhanya (2013 a) who asserts that there is little understanding

of social media usage in rural communities in South Africa. In the view of these writers, lack of research on social media use in rural areas is a concern considering how social media can have an influence on and affect the psychosocial well-being of the youth. Therefore, a study on the effects of social media on the psychosocial well-being of youths in South Africa, focusing on the rural communities is pertinent.

THEORETICAL MODEL ADOPTED FOR STUDY

This study was informed by the Technology Acceptance Model (TAM), which was proposed by Davis in 1989. The Technology Acceptance Model according to Choi and Chung (2013) draws from the Theory of Reasoned Action (TRA). The relationship between the two is that people take less time to adapt to new technology after considering its easiness to use and its usefulness. Easiness is determined by how people perceive the amount of effort they apply to use technology and the lesser the effort the more the motivation to use it. On the other hand, usefulness is perceived as the degree of productivity and relevance a new technology has on the lives of the users (Marangunić & Granić, 2015).

The Technology Acceptance Model can possibly be one of the most relevant theories to explain the widespread use of social media amongst the youth in South African rural areas. Lekhanya (2013 a), states that as compared to urban areas, rural areas still lag behind in terms of social media technology. This therefore, ascertains that social media use is a relatively new phenomenon in the rural areas. As a relatively new phenomenon, the youth have engaged in adopting new information communication technology more than any other population cohort adopts, as found by Shava & Chinyamurindi (2018).

This widespread adoption of social media by the youth is hinged on the aforementioned two prospects of the Technology Acceptance Model: perceived usefulness and easiness. The youth are the most literarily fit population cohort to use social media as they understand it better than the elderly does and children do. On the other hand, social media is useful to the youth more than any other age group as it meets their youthful needs of entertainment, recreation, networking and as well as the sharing of knowledge. However, Berezan, Krishen, Agarwal & Kachroo (2018) assert that the massive use of social media by the youth can have a significant impact on their psychosocial well-being due to the increase in the degree of social comparison that may result in envy, low self-esteem lack of self-content and depression.

METHODOLOGY

This section of the paper briefly describes the research design, study area, population, sample and sampling strategy, instruments of data collection, the method of data analysis, and the ethical issues that were considered in conducting the study.

Research approach

A qualitative approach was employed for the purpose of this study. Qualitative research approach is an inquiry process of understanding based on distinct and methodological traditions of inquiry that explore a social or human problem where the researcher builds a complex, holistic picture, analyses words, reports detailed views of informants and conducts the study in a natural setting (Srivastava & Thomson, 2009). Owing to the nature of the problem that was explored by this study, an exploratory research design was employed as it focuses on in-depth analysis of provides for a comprehensive exploration of experiences and perceptions of youth regarding the use of social media.

Research population, sample and sampling method

The population of the study consisted of all youth across the Eastern Cape. The sample of the study was 30 youth from selected rural areas in Amathole District Municipality who have access to internet and can access social media. Participants were selected using the purposive sampling technique which according De Vos, Strydom, Fouché & Delport (2011) give the researcher the liberty to select participants who fit the objective of the study. The researchers purposely selected participants who had access to the internet and were fluent in English so that they can speak about their experiences and views concerning social media use.

Method of data collection and analysis

Face-to-face in-depth interviews were used to collect data from the thirty participants. Researchers recorded the interview and transcribed it word for word. These interviews made it possible for the researchers to probe into the participants' experiences and perceptions. This resonates with Corbin and Strauss (2015, p. 120) who states that 'a face-to-face encounter with participants makes it easier to understand participants' perspectives on their lives, experience or situations as expressed in their own words'.

To analyse data, the thematic method of data analysis was used. With thematic analysis, the researchers identified analysed and interpreted patterns of meaning of the data collected. Corbin and Strauss (2015), state that thematic analysis demonstrates data in detail and deals with diversity. This data analysis technique was therefore appropriate for this study as the data collected dealt with diverse experiences and perceptions of youth regarding social media.

Ethical aspects

Ethical aspect adopted for the purpose of this study was confidentially where participants were assured that their identities would be kept confidential/ secret. Informed consent, researchers whom selected the participants had conversed with selected participants before conducting interviews regarding the research and their willingly agreed. Thus, the participants signed the consent forms. Furthermore, the researchers explained to participants that they are free to leave at any time they feel uncomfortable in order to avoid harm. Lastly, the researchers received ethical clearance from the University of Fort Hare to conduct the research. The ethical clearance number was TAN051SHEN01.

FINDINGS AND DISCUSSION

Social media may take the form of a variety of tech-enabled activities. These activities include photo-sharing, blogging, social gaming, social networks, video sharing, business networks, virtual worlds, reviews and much more. Even governments and politicians utilize social media to engage with constituents and voters. Below will follow the findings on the effects of social media on the psychosocial well-being of the youth in thematic order.

Theme 1: Expectations and appearance versus Reality: The illusion of social media.
Majority of the youth who participated in this study revealed that the use of social media has given rise to youth living conflicted lives because of the discrepancies between appearance and reality. They registered that faking and pretence in trying to fit in and catch up with new trends have characterised their lives.

Participant 1 said:

> People are no longer real out there. We are now leading fake lives. It is all about fitting in and catching up with the new trends in town. No one wants to be left behind.

Participant 12 explained:

> The thing is we also want to do what our favourite artists do. We want their vibe. We want their style. At the end, we end up living lives that are not real.

Participant 3 mentioned:

> We are living to impress, shying away from ourselves.

The effects of creating impressions often entail undesired consequences on the psychosocial well-being of youths as evidenced in the statements below:

Participant 24 stated:

> There is a lot of peer pressure that comes from celebrity influence and people end up lacking self-content when they do not live according to the desired expectations.

Participant 25 revealed:

> I would like to believe many people are sad, especially youths, because sometimes they do not get the attention they seek on social media. When your favourite picture, say on Facebook or Instagram does not get any likes, that hits hard. We have become a sad generation with happy pictures

Participant 16 said:

> People seek validation on social media but when things do not turn right, the consequences are dangerous.

Happiness can be an endless and often relentless goal for individuals in society (Berezan, Krishen, Agarwal & Kachroo, 2018). The use of social media has validated this claim. Amongst the youth, the pursuit of happiness has become almost an obsession, driving them to appear happy at any cost (Freitas, 2017) and this resonates with one participant who expressed that we have become a sad generation with happy pictures. The happiness illusion on social media, gives the youth pressure to go out of their way to create impressions and appearances

that are not in accord with reality. This resonates with Verduyn, Ybarra, Résibois, Jonides & Kross (2017) who assert that on social media people have the chance to present the self in more ideal ways than reality would dictate.

The appearance versus reality dilemma has become a characteristic of youth on social media is a cause of concern. Social media users, especially the youth, feel the constant pressure of creating impressions since their happiness is derived from excitement and the desire to belong (Berezan, Krishen, Agarwal & Kachroo, 2018). However, when impressions do not compliment expectations, feelings of unworthiness and low self-esteem manifest. Those that seem to be attracting the desired attention are not spared from the appearance versus reality conflict as they become victims of imposter syndrome, a condition defined by Breeze (2018) as a psychological pattern in which an individual doubts their accomplishments and has a persistent internalized fear of being exposed as a fraud.

This appearance and impression creation is a technique to compensate for the inadequacies that come with social comparison, a phenomenon defined by (Festinger, 1954) cited in (Park & Baek, 2018) as a condition whereby by one sees and evaluates oneself in relation to the abilities and opinions of others. However, as argued by Appel, Gerlach & Crusius (2016) social media generally increases social comparison and envy, which in turn lead to negative effects such as depression. Constant comparison with others is a threat to identity formation as (Doster, 2013) highlights that social media has a substantial influence on identity construction amongst the growing youth. There is a considerable possibility of youths identifying themselves with significant others in the society (Kawakami, Phills, Greenwald, Simard, Pontiero, Brnjas & Dovidio, 2012) and by so doing, they cease to develop naturally as themselves but succumb to desires brought by pressure leading to identity crisis.

Theme 2: Social media as a form of recreation

The absence of adequate recreational infrastructure in South African rural areas coupled by the need to occupy and own their space has made social media an immediate and accessible form of recreation amongst the youth. This is validated in the declarations below.

Participant 17 explained:

> There is so much fun on social media. It is just a click away. The memes, the jokes and the beautiful stories shared are worthwhile.

Participant 8 mentioned:

> When I feel bored, I take my phone and go on social media. Here we do not have enough recreational facilities and social media has been a good option.

Participant 29 sated:

> Social media helps me a lot. Sometimes you are in a group of people and you feel unwelcome. When that happens, I resort to my phone. It has always been my refuge.

Participant 10 elucidated:

> Some people are introverts. They are not comfortable with hanging around with many people in public, for instance going with friends to watch a rugby match or a soccer

match since they are the common sports here. Social media becomes their world where they get all sorts of entertainment.

Participant 11 revealed:

We have taken to the social media partly because there is freedom there, free from adult monitoring. This is why I like to spend my time on social media more than any other space.

Abbott-Chapman & Robertson (2015) discovered that there is a growing need amongst the youth to disengage from people and things that bother them to resort to favourite places and friends of their choice. They further stated that youths like partaking in activities they enjoy away from adult surveillance. Abbott-Chapman & Robertson (2015) gain ground especially focusing at the ways in which and reasons why the youth use social media.

On social media, youths have control over who they want to interact with and they have taken advantage of this. Moreover, youths feel they enjoy and own their space on social media, as according to Shava & Chinyamurindi (2018), they are the largest social media population cohort. In South African rural areas, the number of adults on social media is so insignificant and perhaps this can be explained by the Technology Acceptance Model in that rural adults do not have the motivation to use social media as to them it is not easy owing to their technology illiteracy and inaptitude . In this regard, social media provides the youth with what Jack (2010) terms peace and quietness, for relaxation and retreat which in the view of these writers, is free from adult surveillance, hence it serves as a significant, alternative form of recreation.

Theme 3: Facebook as a connecting and networking site

Social media enables both empowerment activities and social interactions Berezan et al (2018). In line with this, some participants highlighted that contrary to the negative effects of social media that have largely been identified, social media, particularly face-book, has been a significant connecting and networking site.

Participant 12 said:

Social media is not always bad. I mostly use my face-book account for job and scholarship opportunities

Participant 23 declared:

There is a lot of information you can find on face-book through networking. Facebook is not just a platform to share jokes and pictures. If one is wise enough, they can find job opportunities there.

Participant 14 elucidated:

Social media connects people. Some have been able to find their relatives on social media, particularly Facebook.

Participant 15 explained:

With Facebook, I know I have the whole world in my palm. I stay connected and get updates on what is happening regarding my interests and things I like.

Participant 26 illuminated:

My cousin introduced me to twitter saying it is one of the best platforms to stay

connected. I opened an account but I can say I prefer face-book to twitter because, I think twitter is for high profiled people. For us in the rural areas, face-book is the best, it is easier to use and that is where most of our friends and relatives are anyway.

Facebook is the most frequently used form of social networking in the world GlobalWebIndex (2014), no wonder it has emerged as an important connecting and networking site amongst youth even in the remotest of areas, with South African rural areas involved. Social networking according to Berezan et al (2018), involves the sharing and consumption of knowledge, information and ideas. Results of the study indicate that more than using social media as a recreational facility some go an extra mile to use social media, Facebook in particular, to consult and connect with others (Anderson, Knight, Pookulangara, & Josiam, 2014). Lekhanya (2013b) founded that in rural Kwazulu Natal, young people use face book to promote their entrepreneurial ventures.

The sharing of important information such as job vacancies and scholarship opportunities, promoting small businesses and in some instances connecting with long lost friends and relatives have been the most critical areas the for which rural youth use Facebook. Perhaps Facebook is the most accessible source of information to the rural youth owing to the paucity of other sources of information like newspapers due to the remoteness of rural areas to towns and cities. The use of Facebook for networking is what Verduyn, Ybarra, Résibois, Jonides and Kross (2017) refer to as the active use of social media, which they suggest is the healthy and beneficial as compared to passive use, which they say, can make us unhappy and depressed due to social comparison.

Conclusion

As shown by findings of this study, the use of social media has a significant bearing on the psychosocial well-being of the youth. Whilst its positive effects like networking and recreation were noted, its impacts on the psychosocial well-being of the youth is a major concern. Low self-esteem, lack of self-content and feelings of unworthy owing to frustrated expectations resulting from discrepancies between appearance versus reality have to a larger extent negatively affected the rural youth of South Africa who are passive users of social media. In this regard, there is need to device intervention ways that will see the rural youth benefiting more from social media rather than become its victims.

Recommendations

The use of social media is a relatively growing phenomenon in the rural areas of South Africa, there is need to educate the youth on how best they can use social media to its full capacity such that they benefit from it. The passive and active use of social media are key areas for which the youth require education. The use of awareness campaigns would in this case serve a worthwhile venture.

References

Abbott-Chapman, J. & Robertson, M. (2015). Youth leisure, places, spaces and identity. In *Landscapes of leisure*, pp. 123-134. Palgrave Macmillan, London.

Ainin, S., Naqshbandi, M.M., Moghavvemi, S. and Jaafar, N.I. (2015). Facebook usage, socialization and academic performance. *Computers & Education*, *83*, pp.64-73.

Allcott, H., Braghieri, L., Eichmeyer, S. & Gentzkow, M. (2019). *The welfare effects of social media* (No. w25514). National Bureau of Economic Research.

Anderson, K. C., Knight, D. K., Pookulangara, S. & Josiam, B. (2014). Influence of hedonic and utilitarian motivations on retailer loyalty and purchase intention: a facebook perspective. *Journal of Retailing and Consumer Services*, *21*(5), 773-779.

Appel, H., Gerlach, A. L., & Crusius, J. (2016). The interplay between Facebook use, social comparison, envy, and depression. *Current Opinion in Psychology*, *9*, 44-49.

Berezan, O., Krishen, A.S., Agarwal, S. & Kachroo, P. (2018). The pursuit of virtual happiness: Exploring the social media experience across generations. *Journal of Business Research*, *89*, pp.455-461.

Bosch, T., & Mutsvairo, B. (2017). Pictures, protests and politics: Mapping twitter images during South Africa's fees must fall campaign. *African Journalism Studies*, *38*(2), 71-89.

Breeze, M. (2018). Imposter syndrome as a public feeling. In *Feeling Academic in the Neoliberal University*. Palgrave Macmillan, Cham, pp.191-219.

Cherry, K. (2018). Erik Erikson's Stages of Psychosocial Development. *Retrieved June*, *5*, p.208.

Choi, G., & Chung, H. (2013). Applying the technology acceptance model to social networking sites (SNS): Impact of subjective norm and social capital on the acceptance of SNS. *International Journal of Human-Computer Interaction*, *29*(10), 619-628.

Corbin, J., & Strauss, A. (2015). Basics of qualitative research: Techniques and procedures

for developing grounded theory (4th ed.). Thousand Oaks, CA: Sage.

De Vos, A. S., Strydom, H., Fouché, C. B., & Delport, C. S. L. (2011). Building a scientific base for the helping professions. *Research at the grass roots for the social sciences and human service professions*.

Doster, L. (2013). Fear of missing out: Is voyeurism the real motive behind teen consumption of social media?. *ACR European Advances*.

Dumas, T.M., Maxwell-Smith, M., Davis, J.P. & Giulietti, P.A. (2017). Lying or longing for likes? Narcissism, peer belonging, loneliness and normative versus deceptive like-seeking on Instagram in emerging adulthood. *Computers in Human Behavior*, *71*, pp.1-10.

Dunkel, C.S. & Harbke, C. (2017). A review of measures of Erikson's stages of psychosocial development: Evidence for a general factor. *Journal of Adult Development*, *24*(1), pp.58-76.

Freitas, D. (2017). *The happiness effect: how social media is driving a generation to appear perfect at any cost*. Oxford University Press.

Hawk, S.T., van den Eijnden, R.J., van Lissa, C.J. & Bogt, T.F. (2019). Narcissistic adolescents' attention-seeking following social rejection: Links with social media disclosure, problematic social media use, and smartphone stress. *Computers in Human Behavior*, *92*, pp.65-75.

Index, G. W. (2014). Survei data global web index. *URL: https://www. globalwebindex. net*.

Jack, G. (2010) Place matters: The Significance of Place Attachments for Children's Well-being. British Journal of Social Work, 40(3): pp. 755–771.

Kawakami, K., Phills, C. E., Greenwald, A. G., Simard, D., Pontiero, J., Brnjas, A., ... & Dovidio, J. F. (2012). In perfect harmony: Synchronizing the self to activated social categories. *Journal of personality and social psychology*, *102*(3), pp. 562.

Lekhanya, L. M. (2013 a). Cultural influence on the diffusion and adoption of social media technologies by entrepreneurs in rural South Africa.

Lekhanya, L. M. (2013 b). The use of social media and social networks as the promotional tool for rural small, medium and micro enterprises in KwaZulu-Natal.

Lekhanya, L. M. (2013). Cultural influence on the diffusion and adoption of social media technologies by entrepreneurs in rural South Africa.

Lowry, D. (2016). The 'Rhodes Must Fall'Campaign: Where would the Destruction End? *The Round Table*, *105*(3), pp.329-331.

Luescher, T. Loader, L. & Mugume, T. (2017). #FeesMustFall: An Internet-age student movement in South Africa and the case of the University of the Free State. *Politikon*, *44*(2), pp.231-245.

Makhubu, N. & Budree, A. (2019). The Effectiveness of Twitter as a Tertiary Education Stakeholder Communication Tool: A Case of #FeesMustFall in South Africa. In *International Conference on Human-Computer Interaction*, pp. 535-555. Springer, Cham.

Marangunić, N., & Granić, A. (2015). Technology acceptance model: a literature review from 1986 to 2013. *Universal Access in the Information Society*, *14*(1), pp. 81-95.

Meeus, W. (2016). Adolescent psychosocial development: A review of longitudinal models

and research. *Developmental Psychology*, *52*(12), p.1969.
Park, S. Y. & Baek, Y. M. (2018). Two faces of social comparison on Facebook: The interplay between social comparison orientation, emotions, and psychological well-being. *Computers in Human Behavior*, *79*, pp 83-93.
Scheinbaum, A. C. (Ed.). (2017). *The dark side of social media: A consumer psychology perspective*. Routledge.
Shah, J. Das, P., Muthiah, N., & Milanaik, R. (2019). New age technology and social media: adolescent psychosocial implications and the need for protective measures. *Current opinion in pediatrics*, *31*(1), 148-156.
Shava, H. & Chinyamurindi, W. T. (2018). Determinants of social media usage among a sample of rural South African youth. *South African Journal of Information Management*, *20*(1), pp. 1-8.
Singh, M. M. Amiri, M. & Sabbarwal, S. (2017). Social media usage: positive and negative effects on the life style of Indian youth. *Iranian Journal of Social Sciences and Humanities Research Vol*, *5*(3), 2017.
Srivastava, A. & Thomson, S. B. (2009). Framework analysis: a qualitative methodology for applied policy research.
Stevens, R. Gilliard-Matthews, S. Dunaev, J. Woods, M.K. & Brawner, B.M. (2017). The digital hood: Social media use among youth in disadvantaged neighbourhoods. *New Media & Society*, *19*(6), pp.950-967.
UNICEF. (2012). *UNICEF Annual Report 2012*. UNICEF.
Valenzuela, S., Park, N. & Kee, K.F. (2009). Is there social capital in a social network site? Facebook use and college students' life satisfaction, trust, and participation. *Journal of computer-mediated communication*, *14*(4), pp.875-901.
Verduyn, P. Ybarra, O. Résibois, M. Jonides, J. & Kross, E. (2017). Do social network sites enhance or undermine subjective well-being? A critical review. *Social Issues and Policy Review*, *11*(1), 274-302.
Watkins, S. C. (2009). *The young and the digital: What the migration to social-network sites, games, and anytime, anywhere media means for our future*. Beacon Press.

SOSYAL MEDYADA ETİK SORUNLAR: BİR LİTERATÜR TARAMASI

Öğr. Gör. Vildan BAYRAM
Orcid No: 0000 0001 7526 6485
İstanbul Aydın Üniversitesi,

Özet

İnternet teknolojisi insanlara, kurum ve kuruluşlara araştırma yapmak, sosyalleşmek, istenilen her konuda bilgi sağlamak, dünyada gelişen her türlü olay ile ilgili haber edinmek gibi sayısız yararlar sunmaktadır. Bunun yanında yanlış kullanımların ve etik ihlallerin önüne geçilmezse de son derece tehlikeli bir silaha dönüşmektedir. Mobil telefon veya sosyal medya kullanıcısının ziyaret ettiği siteler, zevkleri, eğilimleri, özel bilgileri, nerede, kiminle, nasıl, ne yaptığı kaydedilmektedir. Telefonun sinyali sayesinde nereye gittiği ve nerede kaldığı, nasıl hareket ettiği takip edilebilmektedir. Hangi konuya ilgisi varsa o konu ile ilgili, hangi alışveriş sitelerini ziyaret ettiyse o sitelerden isteği dışında kendisine mesajlar gelmektedir. Bu durum özel hayatın gizliliği kuralını tamamen ihlal etmektedir. Sosyal medyada hizmet veren ve hizmet alan kişi ve kurumların etik kurallara uygun hareket etmeleri zorunluluğunu da beraberinde getirmektedir.
Sosyal medya kullanıcısı bir sayfa açtığı ve yayın yapmaya başladığı anda kişisel bilgilerini ve yaşamını diğer sosyal ağ kullanıcıları ile devlet ile ve sosyal medya yoluyla pazarlama yapan kurum ve kuruluşlar ile paylaşmış olmaktadır. Paylaşımlar sanal bir günlük işlevi görmekte, istendiği zaman geriye dönük olarak, bilgiler yayın yapan kişi tarafından silinmiş olsa bile, bütün bilgilere ulaşılabilmektedir. Sosyal medyadaki kişisel veriler istendiği veya gerekli görüldüğü koşulda toplanıp listelenebilmekte, tasnif edilip istendiği şekilde dijital yolla dataya dönüştürülebilmektedir.

Bu çalışmanın amacı, medya, etik, sosyal medya, geleneksel medya ve yeni medya kavramlarını araştırarak; sosyal medyada yaşanan etik dışı davranışları irdelemek, sosyal medyada etik kurallara uymak için dikkat edilmesi gereken noktaları açıklamaktır. Çalışmada, literatür taraması yapılmış, kullanılan veriler kayıtlı/yazılı kaynaklara başvurularak toplanmış, incelenmiş ve değerlendirilmiştir. Elde edilen veriler ışığında, sosyal medyada etik kuralların ihlal edilmemesi için önerilerde bulunulmuştur. Ulaşılan sonuç ve değerlendirmelerle, sosyal medya kullanımında oluşabilecek tehlike ve tehditlerin azaltılması amaçlanmaktadır.

Etik kuralların hayata geçirilmesinde, kişilere, kurum ve kuruluşlara ve devlete, özellikle sosyal medya içerik sağlayıcıları ve düzenleyici kurumlara görevler düşmektedir. Bilişim ve iletişim teknolojilerinin neden olabileceği olumsuz koşulları önlemek ortak bir mücadele ile mümkün olacaktır Günümüzde internet ve sosyal medya, hukuki düzenlemelerden son derece yoksun görünmektedir. Geleneksel medya araçları için kullanılan pek çok hukuki düzenleme ve yaptırım, yeni medya için uygulanmamakta ya da geç uygulanmaktadır. Yetersiz hukuki kurallar ve düzenlemeler, kişilerin, kurum ve kuruluşların zarar görmesine neden olmaktadır.

Anahtar kelimeler: Sosyal medya, geleneksel medya, yeni medya, etik, medya

ETHICAL PROBLEMS IN SOCIAL MEDIA: A LITERATURE REVIEW

Summary
Internet technology offers countless benefits to people, institutions and organizations, such as researching, socializing, providing information on any subject, and getting news about all kinds of events in the world. In addition, even if misuse and ethical violations are not prevented, it turns into an extremely dangerous weapon. Sites visited by the mobile phone or social media user, their tastes, tendencies, private information, where, with whom, how and what they do are recorded. Thanks to the signal of the phone, it can be followed where it went and where it stayed and how it moved. Regardless of which topic he has an interest in, he has received messages from any of the websites he visited. This situation completely violates the privacy rule. It also brings with it the obligation of individuals and institutions that serve and receive services on social media to act in accordance with ethical rules.
As soon as the social media user opens a page and starts broadcasting, he shares his personal information and life with other social network users and institutions and organizations marketing with the state and social media. The posts function as a virtual diary, and all information can be accessed retrospectively at any time, even if the information has been deleted by the broadcaster. Personal data in social media can be collected and listed under the condition it is deemed necessary or required, and can be classified and converted into data as desired.

The purpose of this study is to research the concepts of media, ethics, social media, traditional media and new media; To examine the unethical behaviors experienced in social media and to explain the points to be considered in order to comply with the ethical rules in social media. In the study, a literature review was conducted, and the data used were collected, analyzed and evaluated by referring to recorded/written sources. In the light of the data obtained, suggestions were made to avoid violating the ethical rules in social media. With the results and evaluations reached, it is aimed to reduce the dangers and threats that may occur in the use of social media.

In the implementation of ethical rules, duties fall on individuals, institutions and organizations and the state, especially social media content providers and regulatory agencies. Preventing negative conditions caused by information and communication technologies will be possible through a common struggle Today, internet and social media appear to be extremely deprived of legal regulations. Many legal regulations and sanctions used for traditional media tools are not applied to new media or are implemented late. Inadequate legal rules and regulations cause damage to individuals, institutions and organizations.

Keywords: Social media, traditional media, new media, ethics, media

GİRİŞ

İletişim gün geçtikçe biçim değiştirmekte, geçmişte kullanılan iletişim araçlarının yerini yeni teknolojilerin kullanıldığı farklı iletişim araçları almaktadır. Bu durum bilgiye ulaşmayı

kolaylaştırmış, bilgiyi depolamayı mümkün kılmış, insanların dünya çapında iletişim kurmasını ve sosyalleşmesini, sanal alışveriş ve bankacılık işlemlerini yapmalarını sağlamıştır. Çeşitli sitelerde kişisel ilgi alanlarına yönelik haber, bilgi, oyun, eğlence vb. kaynaklar kullanılarak sosyal iletişim ve etkileşim çok hızlı ve kolay hale gelmiştir.

İletişim teknolojisinin gelişmesiyle birlikte bazı tehlikeler de ortaya çıkmıştır. George Orwell, 1984 isimli kitabında gelişen teknolojinin toplumlar için bir tehdit unsuru olabileceğinden ve bu teknolojinin kimin elinde olduğunun öneminden bahsetmiştir. Teknoloji kötüye kullanıldığında, kamera sistemleri ile insanların 24 saat izlenerek, bireylerin özel hayatının mahremiyetinin ortadan kaldırıldığı, birey olmaktan çıkarıldığı, komutları alan ve onları uygulayan makineler haline getirildiği, yaptıkları her şeyin, ilişkilerinin, duygularının, beklentilerinin "Big Brother" tarafından gözlemlendiği bir toplum yaratılabileceği açıkça görülmektedir.

İnternet 1982 yılında ortaya çıkmış ve yıllar içinde hızlı bir şekilde gelişmiştir. Bu sayede internet kullanıcıları çok çeşitli sosyal medya platformlarında sosyalleşme fırsatı bulmuş, kendilerini ifade eden içerik, yazı, oyun, video, müzik ve bilgi paylaşımlarında bulunmuşlardır.

İnternetin bulunmasından önce alternatifi olmayan geleneksel medya, tek yönlü bir iletişimi ifade etmektedir. Televizyon, gazete, dergi, radyo ve açık hava reklamcılığı gibi geleneksel araçlarla yapılan iletişim ile verilmek istenen ileti karşı tarafa iletilmektedir. Sosyal medya ise çift yönlü bir iletişime dayanmaktadır. Bilgi toplanarak kayıt altına alınmaktadır, tekrar tekrar ulaşılabilecek şekilde saklanmakta ve dünyadaki kullanıcılara aktarılmakta, geri dönüşler kayıt altına alınmaktadır. Sosyal medyada, bir hesap açıldığı ve paylaşım yapılmaya başlandığı anda kişisel özellikler, beğeniler, özel hayat, ilgiler, ideolojik görüş, bakış açısı, giyim tarzı ve yaşam biçimi de paylaşılmaya başlanmış olmaktadır. İnternetle birlikte dünya küçülmekte, iletişim kolaylaşmakta, insanların bilgiye, kişilere, kurum ve kuruluşlara ulaşması ve kendini ifade edebilmesi olanaklı hale gelmektedir.
Sanal ortam, özgür ve demokratik bir platform gibi görünse de birey ve kitleler kendilerine ait birçok bilgiyi açığa çıkartarak kolay erişilebilir, etkilenebilir ve gözetlenebilir duruma gelmektedir. Günümüzde özellikle gözetim teknolojileri ile kayıt tutma teknolojisi, bireysel hak ve özgürlükler üzerinde ciddi tehdit, düşünce üzerinde baskı uygulama ve kitle kültürünü kontrol altına alma risklerini taşımaktadır. Bireylerin yüz yüze kişilerarası iletişim kurmaları önünde de engel oluşturan bu teknolojilerin onları bireyselliğe özendirici yönü de bulunmaktadır. Enformasyon toplumu ile gözetim toplumu arasındaki en önemli fark, siyasi otorite ve egemen güçlerin yeni iletişim teknolojilerinin kullanımına yönelik eğilimleri ve uygulamaları belirlemektedir.

Bu makalede literatür taraması yapılarak, geleneksel medya ve yeni medyanın kuvvetli ve zayıf yönleri araştırılmış, internet ve sosyal medyanın gücü ortaya konulmaya çalışılmıştır. İnternetin tarihine, Türkiye' deki gelişmesine ve etik kavramına değinilmiş, sosyal medyanın gücü ve sosyal medya sitelerinin güvenilirliği araştırılmıştır. Algı yönetimi, sosyal medyada etik dışı davranışlar, medya pratikleri incelenerek sosyal medya kullanıcılarının etik kurallara

uymak için dikkat etmesi gereken hususlar araştırılmıştır. Bu veriler değerlendirilmiş, sosyal medyada etik sorunların oluşmaması doğrultusunda öneri ve tespitler yapılmıştır.

1. Etik Kavramı

Yıldırım'a göre Yunanca "karakter" anlamına gelen "ethos" sözcüğünden türetilen "ethics" (etik) sözcüğü toplumda yaygın olarak anlaşılan ahlak kurallarından daha özel ve felsefi bir anlam taşımaktadır (2000:24). Etik insanların doğruyu veya yanlışı, haklıyı veya haksızı belirlemesini sağlayan bir değer sistemi olarak tanımlanmaktadır. Bireyin davranışı, sadece kendi vicdanına karşı değil, aynı zamanda topluluk ahlakı, meslek ahlakı veya kurumsal ahlak olarak belirlenmiş bazı kabul edilebilir normlara karşı da sorumluluk ifade etmektedir. Bir davranışın ya da eylemin ahlaki olup olmadığını tespit etmek gerçekten zor bir meseledir. Bunu tespit zorluğu, davranış normlarının bireyden bireye, kültürden kültüre büyük ölçüde değişiklik göstermesinden kaynaklanmaktadır.

Etik, çeşitli olaylar karşısında takındığımız tutumlarımızın arkasındaki yargıları ele almaktadır. Mark McElreath' da "Managing Systematic and Ethical Public Relarions" isimli kitabında etiği "Neyin doğru, neyin yanlış olduğu konusunda kararları belirleyen kriterler dizisidir." şeklinde tanımlamaktadır.

Okay' a göre etik, ahlaki yargılar ve gündelik yaşamda kullanılan ahlak terimleri ve bunların tutum ve davranışlara yansımasıdır. Etik, insanlar arasındaki davranış standartlarını belirlenmektedir ve ahlaki bir yargı ya da felsefe oluşturmaktadır (Okay Ayla;2007:533).

2. İletişim ve Medya Kavramları

Toplumsal iletişim veya etkileşim, insanlığın var olduğu dönemlerden itibaren toplumların gelişmesinde olmazsa olmaz bir rol oynamaktadır. İletişimin olmadığı bir yerde tarafların anlaşmasından ve ilerlemesinden söz etmek mümkün değildir. Klasik anlamda iletişimin oluşması için, bir kişinin iletecek mesajının olması gerekir. Böyle bir durumda mesaj, yazılı veya sözlü olarak karşı tarafa iletilir. Günümüzde iletişimin başarılı olması, bireylerin ya da kurumların kendilerini doğru ifade etmesi ile mümkündür.
İletişim kavramı irdelendiğinde çeşitli öğelerden oluştuğu görülür: (Yavuz, 2009: 68)
- Kaynak, iletişim sürecini başlatan ve mesajı gönderen,

- Mesaj, kaynaktan alıcıya gönderilen uyarıcılar (bilgi, düşünce ve duygular),

- Kanal, mesajın iletilmesini sağlayan araçlar ve yöntemler (sözlü, sözsüz ya da yazılı),

- Gürültü, iletişimin etkinliğini bozan her türlü etki,

- Geri besleme, gönderilen mesaja gösterilen her türlü tepki,

- Alıcı, mesajı alan kişi ya da kişiler.

İnsanlar bireysel veya toplumsal iletişimi gerçekleştirmek amacıyla pek çok iletişim aracı geliştirmişlerdir. Konuşma dili en önemli iletişim araçlarından biridir. Yazılı ve sözlü iletişim araçları geliştikçe insanlar hem dünyayı daha iyi anlamaya başlamış, hem de bilginin

depolanması ve bilgiye erişim kolaylaşmıştır. Eski dönemlerde bu amaçla büyük kütüphaneler de kurulmuştur. İnsanlık tarihi geliştikçe iletişim de boyut değiştirmiş ve çeşitlenmiştir. Medya veya kitle iletişim araçları denildiğinde televizyon, radyo, internet, gazete, dergi ve afiş gibi geniş kitlelere hitap etmek üzere oluşturulmuş iletişim biçimleri akla gelmektedir. Medya veya kitle iletişim araçları sanayileşme ve kentleşme ile birlikte daha etkin kullanılmaya başlanmıştır.

Kitle iletişiminin çağdaş toplumlardaki kültürel işlevleri konusundaki düşünürlerden biri de kuşkusuz Marshall McLuhan' dır. McLuhan iletişimin teknolojik yanını şiddetle vurgulamıştır. 1950' lerde modern toplumlardaki insanların çözümleyemedikleri sorunlarından kaçış için magazinlere, çizgi romanlara, kovboy filmlerine Humphrey Bogard' ın casusluk filmlerine gittiklerini, Süpermen türü film ve öykülerin ise kendi yaşamlarının doyumsuzlukları ve toplumun çözümlenememiş sorunlarının yarattığı umutsuzluk ve şiddet tutkusu nedeniyle dünyayı kaba kuvvetle düzeltmeye çalışan kesimlerin içlerindeki "Tek Kişilik Haçlı Seferi" tutkusuna seslendiğini ileri sürmüştür (Ünsal; 2000: 207). Günümüzden onlarca yıl önce ise 1960' larda McLuhan, televizyonun, çeşitli toplumlar ve kesimler arasındaki bölünmeleri ve farklılaşmaları ortadan kaldırarak dünyayı tek bir "Evrensel Köy" topluluğuna dönüştüreceğini ileri sürmüştür (1965:27). McLuhan' ın 50 yıl önce ileri sürdüğü fikirler bilgisayar ve internetin hayatımıza girmesi ile birlikte gerçeklik bulmuştur.

3. Geleneksel Medya Kavramı

Geleneksel medya, gazete, dergi, radyo ve televizyon gibi araçları kullanarak, iletmek istenilen mesajı geniş kitlelere ulaştırmaktadır. Geleneksel medya araçlarının olumlu ve olumsuz yönleri bulunmaktadır.

Televizyon, geniş kitlelere erişmekte; ses, renk ve görüntü kullanılarak izleyici üzerinde güçlü bir etki yaratmaktadir. Olumsuz yönleri arasında ise, çok fazla reklam yayını nedeni ile izleyicilerin rahatsız olması, yayınlanan bir programın bütün izleyicilere ulaşma olasılığının düşük olması, televizyon ekranında görüntülerin çok hızlı geçmesi ve bir daha aynı görüntüye geri dönülememesi sayılabilir.

Radyo hızlı bir iletişim aracı olmakla birlikte, televizyonun gelişmesiyle birlikte radyo dinleyicisinde azalma gözlenmiştir. Buna rağmen radyo halen kullanılan bir iletişim aracıdır. Yüksek frekans sayısının olması ve dinleyicilerin hayal dünyasını yönlendirmesi olumlu yönleridir. Sadece işitsel olarak yayın yapması ve yoğun reklam yayınlaması ise radyonun olumsuz yönleri arasında yer almaktadır.

Gazete, günlük ulusal ve uluslararası haberlere erişim olanağı sunması, dağıtım kolaylığı, okuyucuların her yerde gazeteye ulaşma ve okuma imkanının olması olumlu yönlerinden birkaçıdır. Bunların yanında gazetede bulunan her içeriğin her kişiye hitap etmemesi, günlük olması, çok fazla reklam yayınlanması ve bazı hedef kitlelere sınırlı erişim ise gazetenin olumsuz yönleri arasındadır.

Derginin, aylık çıkması nedeni ile uzun süre ulaşma imkanı, görsel malzemenin kalitesi olumlu yönleri arasında sayılabilir. Derginin olumsuz yönlerini ise sınırlı baskısının

yapılması, okuyuculara ulaşımın maliyetinin yüksek olması ve dağıtımının zorluğu olarak ifade edilmektedir.

Dünyaya bakıldığında, Batı Avrupa ülkeleri, ABD, Japonya gibi ülkelerde hemen her türlü medyaya ulaşmak mümkün olmaktadır. Gelişmekte olan ülkelerde ise küreselleşmenin doğal sonucu olarak medyanın çeşitlenmesi ve uluslararasılaşması artmaktadır.

4. Yeni Medya Kavramı

Yeni medya, çerisinde bilgiyi depolayan, bu bilgiye kolayca ulaşım imkanı sağlayan, eğlence ve sosyal ağların bulunduğu, elektronik ticaret olgularını barındıran, teknolojik bir endüstri olarak kabul edilmektedir.

1990' lı yıllardan itibaren oluşmaya başlayan haber siteleri, bloglar, sosyal paylaşım ağları, web TV' ler gibi birçok yeni iletişim ortamı "Yeni Medya" olarak adlandırılmaktadır https://www.kapsamhaber.com (30.04.2020).
Tosun' a göre "Yeni medya bilgisayarların işlem gücü olmadan oluşturulamayacak hatta kullanılamayacak ortamlar" olarak tanımlanmaktadır. Bu doğrultuda dijitallik özelliğine sahip olan yeni medya, aynı zamanda kullanıcısına etkileşim imkanı da sunmaktadır. Yeni iletişim teknolojilerinin temelinde dijital (sayısal) devrim yatmaktadır. Bilginin toplanması, saklanması, işlenmesi ve aktarılmasında sayısal teknik kullanan sistemlerden yararlanmak yeni medyanın temel özelliğidir. Sayısal teknoloji, ses, müzik, metin, fotoğraf ve farklı türdeki görüntü biçimindeki her tür verinin bilgisayar diline mikroişlemciler yardımıyla dönüştürülmesi anlamına gelmektedir. Bu teknoloji çeşitli verilerin elektronik ortamda saklanmasını ve dağıtılmasını kolaylaştırmaktadır (2010:381). Günümüzde bilgi teknolojilerinin yoğun kullanımı ile bilgilerin hızlı bir şekilde, para ve zaman tasarrufu sağlayarak dijital (elektronik) ortama taşınması ile birlikte dijital dönüşüm gerçekleşmektedir. Güvenlikten ödeme sistemlerine kadar her yerde dijital dönüşüm etkisini göstermektedir.

İnternetin tarihine göz atacak olursak, İnternet ilk olarak Amerikan Askeri Kuvvetleri, devlet kurumları ve araştırma enstitüleri arasında iletişimi sağlamak amacıyla kurulmuştur. İnterneti bu ilk haliyle kullanan kişilerin , bilgiye kolay ve süratli ulaşma imkanının diğer alanlara da uygulanabileceğini düşünmesi, internete bağlı bilgisayar ağlarının sayısal artışına neden olmuştur. (Balta 2004, 276)

İlk internet arama motoru Archie, 1990 yılında McGill Üniversitesi' nden, Alan Emtage adlı bir öğrenci tarafından Web öncesi bir arama uygulaması olarak geliştirilmiştir. O dönemde akademisyenler ve teknolojistler tarafından, kağıtları, teknik verileri ve diğer belge türlerini kamusal erişime açık makinelerde saklamak için düzenli olarak internet kullanılmaya başlanmıştır. 1993 yılında Nevada Üniversitesi öğrencileri tarafından çizgi roman çifti üzerine bir oyun olan Veronica, 1996 yılında da Matthew Gray tarafından Wanderer yaratılmıştır. Veronica arayıcıların doğrudan sorgulanan belgeye bağlanmasında bir ilerleme kaydetmiştir. Wanderer ise otomatik olarak site indeksi oluşturan ve kullanıcıların indeksi aramasına imkan veren bir robot olarak tasarlanmıştır. 1994 yılında, Washington Üniversitesi' nde araştırmacı olan Brian Pinkerton, Steve Jobs' un şirketi Nex için çalışırken tesadüfen WebCrawler' i bulmuştur. WebCrawler aramanın evrimi açısından önemli bir aşama olmuştur çünkü

bulabildiği tüm Web dökümanlarının tam metnini ilk kez o indekslemiştir. Pinkerton projesini 2004 yılında çevrimiçi hale getirmiştir.

1996'da Digital Equipment Crop. (DEC)' in Batı Laboratuvarında araştırmacı olan Louis Monier, çağının Google' ı olan, Alta Vista arama motorunu geliştirmiştir. Alta Vista, sonuçların video ve ses dosyası olarak kümelenmesi ve otomatik dil çevirisinin yapılabilmesi gibi bugün kullanılan arama teknolojilerinin temellerini atmıştır. 1995 yılından sonra Lycos, Excite ve Yahoo gibi büyük Web adresleri de kullanıma açılmıştır. Lycos, Mayıs 1994' te Savunma İleri Araştırma Projeleri Ajansı' nın bursuyla Dr. Michael Mauldin tarafından yaratılmıştır. Excite, 1994 yılında altı eski Stanford mezunu tarafından kurulmuştur. Excite' in kurulmasının orijinal amacı, şirketler için geniş veri tabanlarında arama hizmeti vermek iken daha sonra tüketici Web' ine odaklanılmıştır. Yahoo, iki Stanford mezunu yüksek lisans öğrencisi, Jerry Yang ve David Filo tarafından basketbol liginde kazanmalarını sağlayan bir program yapmalarıyla hayata başlamıştır. İki öğrenci, oyuncuların istatistikleri, değerleri ve takımlarla ilgili sitelerden taramalar ve listeler yapmışlar, hangilerini tercih edeceklerine karar vermişler ve ligi kazanmışlardır. Bu başarıdan sonra siteyi Stanford dışına çıkartarak çalışmalarını geliştirmişlerdir. Yahoo internetin ilk sosyal başlıklarına öncülük etmiştir. Google, 1996 yılında Stanford Üniversitesi yüksek lisans öğrencisi, Larry Page ve Sergey Brin tarafından Web' i geliştirme çabaları sonucunda doğmuştur. (Battelle 2006, 56)

Günümüzde insanlar, ellerinin altındaki kişisel bilgisayarları ve internet yardımıyla dünyanın herhangi bir bölgesinde bulunan bilgilere anında ulaşabilmektedirler. İge' ye göre, İnternet kısaca dünya üzerindeki milyonlarca kişinin sürekli iletişim içerisinde bulunduğu bir bilgisayar sistemi olarak tanımlanmaktadır ve uluslararası ağların en önemlisi olarak kabul edilmektedir. (2006:162)

Diğer bir anlatımla internet, 21. yüzyılda bilgiye en hızlı ve en kolay yoldan ulaşmayı sağlayan bir araçtır. Matbaanın icadından sonra karşımıza çıkan en önemli buluş olan internet, dünya üzerinde bilgi akışını hızlandırıp kolaylaştırdığı gibi zaman ve mekan kullanımında sağladığı avantajlarla da en etkili iletişim aracı olma özelliği taşımaktadır. İnternet, günlük yaşam içinde diğer insanlarla iletişimde bulunmak, eğitim, sağlık, özel ya da kamusal hizmetlerden yararlanmak, araştırma yapmak, dergi ve gazeteleri okumak, istenilen dergi ve gazetenin arşivine ulaşmak, eğlence ve ticari faaliyetlerde bulunmak, bankacılık veya rezervasyon işlemleri yapmak, mal veya hizmet satın almak gibi işlemlerde kullanılmaktadır. Hem geçmişe hem de yaşanılan ana ilişkin verilerin depolanması, bu bilgilere ulaşımın kolaylığı, bilgilerin güncellenebilme olanağı, İnternet sayesinde, dünya küçülmüş, çeşitli kültürlere ve bu kültürlerde yaşayan insanlara ulaşmak olanağı doğmuştur. İnternet, yazılı, görsel ve işitsel avantajlara sahiptir, hızlı bir tekniktir, ucuzdur, uzun sürelidir ve mobil telefonlarda internetin kullanılması ile birlikte pratiktir. İnternet, mal ve hizmet pazarlamak veya satın almak veya dünya genelinde tanımadıkları insanlarla ve gruplarla iletişim kurmak, görüş alışverişinde bulunmak ve biraraya gelmek için de yoğun olarak kullanılmaktadır.

5. Sosyal Medya Kavramı

İnternet kullanılarak oluşturulan Sosyal Paylaşım Ağları veya diğer bir deyişle sosyal medya, bireyin iletişim sürecine doğrudan katılmasını sağlamıştır. İnsanlar, bu ağlar yardımıyla, geniş

ve yoğun ilişkiler kurabilmiştir. Sosyal medya, kişisel veya kurumsal sayfalar aracılığıyla dijital içerik oluşturup, fikirlerin, olaylara bakış açılarının, düşüncelerin, günlük yaşamların, fotoğrafların, reklamların, paylaşımının yapılmasına olanak sağlamıştır.
Sosyal Medya' nın tarihini inceleyecek olursak, 1978 yılında Ward Christensen ve Randy Suess tarafından oluşturulmuştur. Arkadaşları ile bilgi paylaşımı içerisinde bulunmak, onlarla irtibatta kalmak için farkında olmadan, BBS isimli bir yazılımı hayata geçirmişlerdir. 1994 yılında GeoCities kurulmuş ve internet kullanıcılarına kendi web sitelerini kurma olanağı sunmuştur. Aynı yıl, ilk tarayıcı Mosaic ile halka inen internet "Information Superhighway" olarak tanımlanmaya başlamıştır. Yine aynı yıl, İngiltere' de eski okul arkadaşlarını bulmalarını sağlayan, ilk sosyal ağ Friends United kurulmuştur. 1996 yılının sonlarında Google, 2000 yılında Friendster, MySpace ve LinkedIn, 2012 yılında da Pinterest gibi popüler sosyal medya siteleri oluşturulmuştur https://sosyalmedya.co/sosyal-medyanin-tarihi/ (25.04.2020).

Günümüzde sosyal medya siteleri denildiğinde genellikle Facebook, Twitter ve İnstagram düşünülmektedir. Dünyada aktif olarak kullanılan aşağıda belirtilen farklı sosyal medya siteleri bulunmaktadır https://www.kapsamhaber.com (15.04.2020):

Facebook: Aktif kullanıcı sayısı 1.2 milyardır. 4 Şubat 2004 tarihinde Harvard Üniversitesi öğrencisi Mark Zuckerberg tarafından kurulmuştur. İnsanların birbirleriyle iletişim kurduğu, bilgi alışverişi, paylaşımlar ve alışveriş yaptığı bir sosyal medya sitesidir.

Twitter: Aktif kullanıcı sayısı 230 milyondur. 2006 yılında oluşturulan Twitter, güçlü bir haberleşme ve reklam aracıdır. Günde 500 milyonun üzerinde Tweet girişi yapılmaktadır. Twitter kullanıcılarının %75' i mobil cihazlardan erişim sağlamaktadır.

Instagram: Aktif kullanıcı sayısı 150 milyondur. 2010 yılında kurulan Instagramda, kişisel sosyal iletişim dışında, kampanya tanıtımları ve yönetimleri yapılabilmektedir. Günde 55 milyon fotoğraf paylaşımı vardır. Özellikle gençler tarafından kullanılmaktadır. Kullanıcıların %57' si hesabına her gün giriş yapmaktadır.

WordPress: Aktif kullanıcı sayısı 73 milyondur. Kişilere yazı yazma imkanı veren ve her gün 500 binin üzerinde yeni yazının yayımlandığı, dünya üzerindeki tüm web sitelerinin %22' sini ifade eden bir blog sistemidir.

Google Plus: 2011 yılından itibaren büyüyerek, aktif kullanıcı sayısını 540 milyona çıkartmıştır. Google tarafından yönetilen sosyal ağ ve kimlik doğrulama hizmetidir. Haftada 2 milyona yakın fotoğrafın yüklendiği dev bir sosyal medya aracıdır.

Linkedin: Aktif kullanıcı sayısı 275 milyondur. 2003 yılında uygulamaya konan Linkedin, farklı uzmanlık alanlarındaki kişileri bir araya getirerek iş dünyasına hizmet vermeyi amaçlamış sosyal bir platformdur. Özellikle topluluklar ve marka yönetimleri için aktif olarak kullanılmaktadır.

You tube: Şubat 2005' te geliştirilen You Tube.com sitesi, 23 Nisan 2015 tarihinde "Me at the zoo" (Ben hayvanat bahçesindeyken) isimli ilk videonun yüklenmesi ile aktif hale getirilmiştir.

Sosyal medyanın tarihi ise internet kullanılarak bilginin depolanmaya başlanmasına dayanmaktadır. Web 1.0 denilen dönemde bilgi Web siteleri üzerinden tek taraflı sunulmuştur. Kullanıcılar bilgiye, arama motorları ve benzeri kanallarla ulaşarak bu içeriği sadece tüketmiş, katkı sağlamamışlardır. Tek taraflı ve denetime tabi olması yönleriyle Web 1.0 klasik medyaya çok benzemektedir. Ancak yapılan çalışmalar sonucunda, kullanıcının katılımını da mümkün kılan web siteleri geliştirilmiş, içeriğin bir kısmının kullanıcılar tarafından oluşturulduğu, Web 2.0 dönemi başlamıştır. Web 2.0 blogların oluşturulmasıyla başlamıştır. Bloglarda oluşturulan içeriğe kullanıcılar yorum yapabilmekte, bazı web sitelerinin tüm içeriği kullanıcılar tarafından oluşturulmakta, web sitesi editörleri sadece kontrol etmektedir. İlerleyen yıllarda bu tip içerikler ve bu içeriğe sahip siteler hızla büyüyerek, kullanıcıların oluşturduğu bir sosyal medya halini almıştır. Örneğin Youtube ve Facebook içeriği tamamen kullanıcılar tarafından oluşturulmaktadır https://www.mediaclick.com.tr (18.03.2020).

IBM ilk kişisel bilgisayarı 1981 yılında geliştirmiştir. Türkiye' de 1983 yılında internetin atası kabul edilen ilk paket anahtarlama ağı ARPANET TCP/IP protokolü kullanılmaya başlanmıştır. 1985' te ilk internet omurga ağı ABD Ulusal Bilim Derneği Ağı' na (NSFNet) dönüştürülmüştür.
https://www.kapsamhaber.com (21.03.2020).

Türkiye' de ilk geniş alan ağının 1986 yılında tesis edilen EARN (European Academic and Research Network)/ BITNET (Because İt' S Time Network) bağlantılı TÜVEKA (Türkiye Üniversiteler ve Araştırma Kurumları Ağı) olduğu görülmektedir (Sayımer 2008, 33).

İlerleyen yıllarda bu ağın hat kapasitesinin yetersiz kalması ve teknolojik açıdan ihtiyaçlara cevap verememeye başlaması üzerine 12 Nisan 1993 yılında TÜBİTAK- ODTÜ (TR-NET) işbirliği ile DPT projesi kapsamında global internet ağına bağlanmıştır. Daha sonra 1994' te Ege Üniversitesi, 1995' te Bilkent ve Boğaziçi üniversiteleri ile 1996' da İTÜ ilk bağlantılarını gerçekleştirmiştir (Balta 2004, 159).

Bugün gelinen noktada, sosyal medya, insanlara pek çok olanak sunmaktadır. İnsanlar, aynı işleri tekrar tekrar yapmak, bir iş için uzun saatler harcamak ve çok fazla emek harcamak zorunda değildir. Böylece insanlar bireysel farkındalıklarını arttırmak ya da sevdikleriyle daha fazla vakit geçirmek için bolca zamanları kalmaktadır.

Diğer yandan sosyal medyada insanların kendi yaşamlarıyla ilgili bilgileri; resim, video veya yazı/ yorum şeklinde açık olarak paylaşmaları, bu yayınların diğer sosyal ağ kullanıcıları tarafından beğeni alması insanların toplum tarafından kabul edilme güdüsünü beslemektedir. İnsanlar herkese açık günlükler tutmakta, özel hayatın gizliliği kalmamaktadır. Gizli olması gereken şeyleri görünür kılmak, her geçen gün daha olağan hale gelmektedir. Sosyal medyayı

kullanma çabasının altında yatan temel güdü ise insanların çoğunluğunun ne yaptığını görmek ve anlamak isteğidir.

Günümüzde bir kişinin sosyal medya hesabı o kişi hakkında basit bir CV' ye göre kesinlikle daha fazla ve daha gerçekçi bilgi vermektedir. Twitter mesajları, Facebook' taki yapılmış olan yorumlar, Blogta yayınlanan yazılar, paylaşılan müzikler, İnstagram'a konulan fotoğraflar, Youtube' daki favoriler, eklenen videolar, insanların gerçek rengini ifade etmektedir. Örneğin bir yönetici eleman arıyorsa ve her anlamda birbirinin dengi iki aday arasında kalmışsa, seçimini, adaylarla kendisi arasında bir bağ olduğunu düşündüğü kişiden yana kullanacaktır. Bu bağ adayların sosyal medya hesaplarında yazdıkları bir yazı, paylaştıkları bir müzik, veya bir aile fotoğrafı, güzel sanatlara olan ilgileri, ideolojik bakış açılarını gösteren bir paylaşım, beğeniler, giyim tarzları, yaşam biçimleri olmaktadır. Bu bilgilere sosyal medya hesabından kolayca ulaşmak mümkündür (Seçkin;2012:30). Özata' ya göre ise, sosyal ağ siteleri, insanların kendileri ile ilgili bir profil yaratmalarına, bunu offline arkadaşlarıyla sanal bir ilişki ağı yaratmak ve internet üzerinden yeni arkadaşlar edinmek için kullanmalarına olanak sağlamaktadır (2008: 224). Fotoğraf, günlük, video, müzik ve ilgi duydukları şeyleri bir arkadaş ağı ile paylaşmak için bir profil yaratan milyonlarca insan bulunmaktadır.

6. Sosyal Medya ve Algı Yönetimi

Sosyal medya aynı anda milyonlarca insana erişimin sağlandığı bir mecradır. Bu durum aynı zamanda bazı tehlikelere de açık bir ortam yaratmaktadır. Yayınlanan bilginin gerçek veya doğru olup olmadığı sorgulanmadan geniş kitleler istenilen doğrultuda manipüle edilebilir ve yönlendirilebilir. Bu anlamda insanları belirlenen amaç ve hedefler doğrultusunda etkileyip harekete geçirmede algı yönetimi önemli bir araç olmaktadır.

Algılama, bilincin önemli bir öğesidir. Güney' e göre, algılama duyu organlarından beynimize ulaşan verilerin örgütlenmesi, yorumlanması ve anlamlı hale getirilmesi sürecidir. İnsanlar bu ruhsal fonksiyon sayesinde sürekli çevresindekileri algılar ve algılamaya uygun davranışlarda bulunur, yorumlamalar yapar, kararlar verir ve önlemler alırlar. (2018:121) Algı yönetiminin hangi gücün elinde olduğu insanların doğru veya yanlış yönlendirilmesinin belirleyici unsurudur. Sosyal medya bu yanılgının ya da doğru bilginin saniyeler içinde bir çığ gibi yayılmasını sağlayacak bir iletişim mecrasıdır. Yanlış ellerde ve yanlış kullanımlarla, "çamur at izi kalsın" mantığıyla hareket eden sosyal medya kullanıcılarının elinde çok tehlikeli bir araca dönüşmektedir.

Sosyal medya aracılığı ile algı yönetimi konusunda pek çok gerçek olay yaşanmıştır. Örneğin, McDonald' s, bir grup insanın yıpratma kampanyasına maruz kalmıştır. Şirketin, Amerika' da obezite hastalığına yol açtığı, çöp yığınları oluşumuna neden olduğu ve başka toplumsal hastalıklara sebep verdiği gibi suçlamalar yapılmıştır. McDonald's şirketi, yaşanan bu krizi dikkate almış ve sosyal sorumluluk konusuna odaklanan "Open for Discussion" adlı bir blog açarak yayın yapmaya başlamıştır. Blogda, McDonald's, çevreye ve çevresel sürdürülebilirlik konusuna ne kadar duyarlı, hayvan haklarına ne kadar sahip çıkan bir kurum olduğu ile ilgili

yazılar yayınlamıştır. Ayrıca McDonald' s, kendi sitesinden You Tube.com ve Google video aracılığı ile erişim sağlanabilen "Tanımadığınız McDonald's" adlı bir dizi yayın yapmıştır. Bu dizide fırsatlar, yiyecek kalitesi ve topluluk ön plana çıkarılmıştır. McDonalds.com sitesinin, Küresel Web İletişimleri Müdürü Steve Wilson, 2005' te yaptığı bir açıklamada İnternetin McDonald's gibi büyük küresel markalar için bilginin rolünü çok değiştirdiğini, McDonald's' ın inanılırlık ve güven oluşturması için "blog" toplumuna katılmak zorunda olduğunu ve önce bir diyalog oluşturmadan bir blog fırtınasının içine girmenin çok da sağlıklı olmayacağını ifade etmiştir (Özata;2008:79).

7. Sosyal Medyada Yer Alan Etik Dışı Davranışlar

Sanal ortam, krizleri yönetmek için olumlu fırsatlar sunmakla birlikte, kriz oluşturabilecek bir potansiyel de taşımaktadır. Eskiden insanlar, bir ürün, bir kuruluş veya bir kişi hakkındaki olumlu veya olumsuz görüşlerini, çok dar bir çevreye iletirken, günümüzde artık internet aracılığıyla milyonlarca kişiye iletme imkanları bulunmaktadırlar. Kasten ya da duyarsızca yapılan yorumlar kişileri ve kuruluşları zor durumda bırakmaktadır. Sosyal medya kullanıcıları, kişiler, olaylar, kuruluşlar, ürünler, şirketler hakkında olumlu, olumsuz, doğru, yanlış yayın yapmaktadırlar. Bu durum kişi veya kuruluşlar için hem avantaj hem de dezavantaj sağlamaktadır. İnternet ve sosyal medya aracılığıyla her gün, günün 24 saatinde binlerce kişi sanal ortamda bir araya gelmektedir. Sosyal medyada yer alan bilgi, karalama veya yayın trafiği kontrol edilmezse kötü niyetli kişilerin ortaya atabileceği iddialar büyük gruplar arasında hızla yayılabilecektir.

İnternet, aynı anda tüm haberlerin, görüntülerin ve karşı görüşlerin çok kısa bir zaman dilimi içinde yayılmasına olanak tanımaktadır. Bu nedenle, olumlu ve olumsuz duyuru yönetimi son derece önemli bir uzmanlık alanı haline gelmiştir. Küresel bir firma, faaliyet gösterdiği küçük bir pazarda karşılaştığı olumsuz bir durumdan dolayı, bir anda tüm dünyada karşıt grupların, protestocuların, eleştirmenlerin hedefi olabilmektedir. Örneğin, Nike' ın Çin' deki üretim tesislerinde çocuk işçileri olumsuz şartlarda çalıştırmış olması, çok uzun bir süre karşıt grupların da desteğiyle medyanın gündeminde yer almıştır (Canan;2008:486). Peltekoğlu' na göre, kriz dönemlerinde kuruluşların en etkin iletişim araçlarından biri olan internet iletişimi, kimi zaman asılsız söylentilerin çok kısa sürede yayılmasına imkan tanıyarak krizin kaynağı haline de gelebilmektedir (2004:276). Işık' a göre ise, işletmeler, internette yaratılan krizleri önemsemezlerse hazırlıksız olarak felaketlerle burun buruna kalabilir ve yıllardır uğraşarak kazandıkları prestijlerini kaybedebilirler. Hatta büyük oranda para cezası ödeyerek düştükleri kötü durumdan kurtulamayabilirler (2007:125).

Sosyal medyada çok çeşitli etik dışı davranışlarla karşılaşılmaktadır. Bunlar aşağıdaki şekilde gruplandırılabilir (Doğubay Murat;2012:152):

- Kişisel verileri izinsiz kopyalamak ve dağıtmak, özel yaşamın gizliliğinin ihlal edilmesi,
- Kişisel verilerde tahrifat yapmak,
- Ticari firmaların sırlarını açığa çıkarmak,
- Sahte içerik hazırlayarak kullanıcıları yanıltmak,

- Reklam ve sponsorluk almak için manipüle edici içerik yayımlamak,
- Telif haklarının göz ardı edilmesi,
- Genel ahlaka aykırı içerik oluşturmak ve yaymak, nefret söylemi ve küfüre varan hoşgörüsüz insan onurunu zedeleyici yayınlar ve yorumlar yapmak,
- Firmalara zarar vermek için firmanın sahte blogunu oluşturmak,
- Kaynak göstermeden içerik kullanmak (intihal),
- Kişilerin gerçek kimliklerini gizleyerek sahte profiller oluşturmaları,
- Kurumların tüketicilerini yanıltmak için ücret ödeyerek yanlı içerik hazırlatmaları,
- Spam Blog oluşturmak

Sanal ortamda bu amaçlarla oluşturulmuş, bir kişi ya da kurum hakkında olumsuz haber yayınlayan, yorum yapan ya da kasten karalama kampanyası düzenleyen ve krize neden olan siteler oluşturulmuştur. Birçok şirket, sanal ortamda kendi hakkında yer alan olumsuz söylentilerden haberdar değildir. Bu siteler çoğunlukla mizah, nefret ve düşünce/ görüş siteleridir. Mizah siteleri, alay ettikleri siteye, görüntü ve içerik olarak benzeyen sitelerdir. Ancak içeriğinde şirketi alay konusu yapacak özellikler yer almaktadır. Nefret siteleri, belli bir nedenden dolayı kızdıkları, küstükleri, ya da nefret ettikleri organizasyona zarar vermek ve yıpratmak amacı taşımaktadır. Microsoft ve McDonald's, bu tür sitelerin, kurban olarak en çok seçtikleri şirketlerdir. Nefret sitelerinin, çoğunlukla "özel ilgi" ya da "baskı grupları" tarafından veya şirketlerin işten çıkarttıkları eski çalışanları tarafından oluşturuldukları bilinmektedir.
Örneğin Danone Şirketi Mayıs 2005' te asılsız bir e- posta zinciri sonucu zor günler yaşamıştır. Bu e-posta zincirinde "Süt ürünü Danone zeka geriliğine yol açıyor" cümlesi 6.3 milyon kişi tarafından öğrenilmiş, bunların 1 milyonu e-postayı birbirine iletmiş, diğer 5 milyonu ise bunu sözlü olarak aktarmıştır. Şirket satışlarda hissedilir oranda kayıplar yaşamıştır. Danone şirketi iyi bir kriz yönetimi ile bu haberi yayanların bilgisayar takip numarasına ulaşmış ve gerekli yasal işleri başlatmış, basın toplantıları ve kamuoyu açıklamaları yapmış, şirketin komuoyu açısından şeffaflığını sağlamıştır(Sayımer;2008:250).

8. Sosyal Medyada Uyulması Gereken Etik Kurallar

Sosyal medyadaki etik olmayan uygulamalarda, yayını yapan kişi ya da kuruluşlar yaptıkları yayınlardan sorumludur. Bazı organizasyonlar, sosyal medyadaki yayınları ile etik olmayan uygulamalar yaparken yakalanmışlar ve kendi kurumsal ünlerine büyük zararlar vermişlerdir.

Bu nedenle insanlar veya kurumlar sosyal medyada şeffaf olmalı ve olmadıkları gibi görünmeye çalışmamalıdır. Hiçbir bloğa başka bir isim kullanarak yorum yazılmamalıdır. Belli bir kurum veya organizasyondan söz eden bir blog yaratılacaksa bunun arkasında kurumdan bir kişinin olduğu mutlaka açıklanmalıdır. Aksi taktirde blog açılmamalı ve yayın yapılmamalıdır.

İzin alınmadan kişiler ile ilgili bir konu hakkında blog yazılmamalıdır. Örneğin gönderilen bir e-postadaki bilgi izin alınmadan herhangi bir blogda kullanılmamalıdır. Kişisel gizlilik haklarına özen gösterilmelidir. İnsanların, bir blog gönderisinde çıkar konusu olarak kabul

edilebilecek ve yanlış anlamalara neden olabilecek konularda açıklama yapması gerekmektedir. Örneğin danışmanlık yapılan bir şirketin bir ürünü hakkında bir yazı yazılıyorsa, yazının en sonunda şirketle olan ilişkiyi açıklayan bir cümle eklenmelidir.
Bir diğer önemli husus doğruluktan ayrılmamalı ve yalan söylenmemelidir. Örneğin asla iyi bir blog içeriği olur diye düzmece bir müşteri hikayesi yazılmamalıdır. Bir blogda materyallerinin kullanıldığı diğer bloglardan (yada her hangi bir kaynaktan) övgü ile söz edilebilir. Ancak,bir blogdaki bilgi alınıp birkaç sözcüğü değiştirilerek başka bir bloga mal edilmemelidir (Özata;2008:220). Ürün ya da hizmet olduğundan farklı gösterilmeye çalışılmamalıdır. Sahte hesaplar kullanılarak kimliksiz kişiler oluşturulmamalıdır (Seçkin;2012:56). Sosyal medya platformlarında dikkat edilmesi gereken hususlara uyulmadığı taktirde her türlü etik ihlale açık olduğu görülmektedir. Bu nedenle sosyal medyada yapılan yayınlar, anlaşılabilir, tarafsız, inandırıcı, doğru ve güvenilir bilgilerden oluşmalıdır.

SONUÇ VE DEĞERLENDİRME

İnternet teknolojisi insanlara, kurum ve kuruluşlara araştırma yapmak, sosyalleşmek, istenilen her konuda bilgi sağlamak, dünyada gelişen her türlü olay ile ilgili haber edinmek gibi sayısız yararlar sunmaktadır. Bunun yanında yanlış kullanımların ve etik ihlallerin önüne geçilmezse de son derece tehlikeli bir silaha dönüşmektedir. Sosyal medya, geleneksel medyaya oranla çok daha hızlı büyümüş, kısa bir süreç içinde hem internet sitelerinde, hem de kullanıcıların sayısında büyük bir artış meydana gelmiştir. Android tekniğin, Mobil telefon teknolojisinde kullanılması bir dönüm noktası oluşturmuştur. İnternetin mobil telefonlarda kullanımının mümkün olması ile mobil telefonlar bir bilgisayara dönüşmüştür. SMS Kısa Mesaj Servisi ve WhatsApp uygulaması ile mobil telefonlara kısa mesaj, şekil, video, içerik, müzik, imaj, görüntü çok kolay ve kısa bir sürede gönderilmeye başlanmıştır. Mobil telefon veya sosyal medya kullanıcısının ziyaret ettiği siteler, zevkleri, eğilimleri, özel bilgileri, nerede, kiminle, nasıl, ne yaptığı kaydedilmektedir. Telefonun sinyali sayesinde nereye gittiği ve nerede kaldığı, nasıl hareket ettiği takip edilebilmektedir. Hangi konuya ilgisi varsa o konu ile ilgili, hangi alışveriş sitelerini ziyaret ettiyse o sitelerden isteği dışında kendisine mesajlar gelmektedir. Bu durum özel hayatın gizliliği kuralını tamamen ihlal etmektedir. Sosyal medyada hizmet veren ve hizmet alan kişi ve kurumların etik kurallara uygun hareket etmeleri zorunluluğunu da beraberinde getirmektedir.

Sosyal medya kullanıcısı bir sayfa açtığı ve yayın yapmaya başladığı anda kişisel bilgilerini ve yaşamını diğer sosyal ağ kullanıcıları ile devlet ile ve sosyal medya yoluyla pazarlama yapan kurum ve kuruluşlar ile paylaşmış olmaktadır. Paylaşımlar sanal bir günlük işlevi görmekte, istendiği zaman geriye dönük olarak, bilgiler yayın yapan kişi tarafından silinmiş olsa bile, bütün bilgilere ulaşılabilmektedir. Sosyal medyadaki kişisel veriler istendiği veya gerekli görüldüğü koşulda toplanıp listelenebilmekte, tasnif edilip istendiği şekilde dijital yolla dataya dönüştürülebilmektedir. Bu nedenlerle sosyal medyada oluşabilecek etik ihlallerin önüne geçmek bu amaçla gerekli düzenlemeleri yapmak gerekliliği ile karşı karşıya

gelinmiştir. Bu nedenle sosyal medyada oluşabilecek etik ihlallerin önüne geçmek bu amaçla gerekli düzenlemeleri yapmak gerekliliği ile karşı karşıya gelinmiştir.

Bu çalışmada ele alınan, sosyal medyada yaşanan etik ihlalleri önlemek amacıyla hayata geçirilmesi gereken önerileri aşağıdaki şekilde ifade edebiliriz:

- Sosyal medya sitelerinde gerekli kanuni ve hukuki düzenlemeler yapılmalıdır. Sosyal medya kullanımında etik ihlallere ilişkin yasalar çıkarılmalı, kurum ve kuruluşların izinsiz kişisel verileri kullanmaları, kullanıcılara izinsiz reklamlar veya kampanya bilgileri göndermelerinin önüne geçilmelidir. Bu amaçla yasalardan yararlanılarak denetimler yapılmalı, konuyla ilgili birimler oluşturulmalı ve izlenmelidir.
- Bireyler özel alanlarını, sadece istediği kişilerle ve istediği ölçüde paylaşma hakkına sahip olmalıdır. Hiçbir şekilde devlet veya özel kurum ve kuruluşlar veya kişiler bu özel alanı ihlal etmemelidir. Bireylerin kişisel bilgilerine izinsiz erişim engellenmelidir. Bu konu ile ilgili hukuki düzenlemeler yapılmalıdır.
- Sosyal medya, paylaşılan içeriklerle insanların kendilerini özgürce ifade etmelerine olanak sağlarken, bu özgürlük başkalarının haklarını ihlal etmemelidir.
- Sosyal medyada oluşturulan sahte profillerin önüne geçmek için çeşitli filtre sistemleri oluşturularak sahte hesaplar engellenmelidir.
- Sosyal medya, her ne kadar özgür bir ortam oluştursa da üretilen içerikler ve yayınlar amaçlar dışında kullanılmamalıdır.
- Yanlış bilgi yayını yapılmaması için, yayının kaynağı konusunda bir takip sistemi oluşturulmalıdır. Böylece bu bilgiyi yayan kişiye ulaşılabilmelidir.
- Sosyal medyada ayakları yere basmayan ve tutarlı olmayan bütün yayınlar kolaylıkla fark edilecektir. Bu nedenle oluşturulan her konu hakkında dürüst olmak gerekmektedir.
- Sosyal medya bilinçli kullanılmalı, kişisel bilgiler, fotoğraflar, videolar, yazılar, düşünceler, konumlar, özel yaşam paylaşılmamalı, paylaşılan yayınların bir gün başka kullanıcılar tarafından kötü amaçlarla kullanılabileceği unutulmamalıdır.
- Risk oluşturabilecek, sorun yaratabilecek paylaşımlar yapılmamalı ve yapılan yorumlar diğer kullanıcıların özgürlüğüne zarar vermemeli, diğer kullanıcılara hakaret, onurunu zedeleyici ve nefret söylemleri içermemeli, kullanılan üslup dikkatli seçilmelidir.
- Şiddet ve pornografi içeren paylaşımlar yapılmamalıdır.
- Yeni kayıt olacak kullanıcılar için daha kapsamlı bir kimlik ve veri doğrulama sistemi oluşturulmalıdır.
- Sosyal medyada paylaşılan bilgiler kişinin adı anılmadan ve kişiye haber verilmeden alınmamalı ve kullanılmamalıdır. Telif ve patent hakkı ihlallerinin ortadan kaldırılması amacıyla hukuki önlemler alınmalıdır.
- İnsanlar arası hoşgörüsüzlük, önyargı ve empati yoksunluğunun doğurduğu nefreti çoğaltan, körükleyen, tetikleyen ya da yayan her türlü nefret söylemi kanunlarla kontrol altına alınmalı gerekli hukuki düzenlemeler yapılmalıdır.

- Sosyal medyada içeriklerin ve verilerin paylaşımında bir sınırlama getirilmelidir. İçerik paylaşma konusunda bu konunun hukuki ve etik sınırları tespit edilmeli ve kullanıcılara bu sınırlar hakkında bilgi verilmelidir.
- Ne kadar önlem alınırsa alınsın sorumluluk en çok kullanıcılara ait olmaktadır. Ne kadar yasak ve kural oluşturulsa da eğer kullanıcı öz disipline sahip değilse etik kuralları ihlal etmeye devam edecektir. Kullanıcılara medya okuryazarlığı konusunda bilgi verilmelidir.

Bahsi geçen etik kuralların hayata geçirilmesinde, kişilere, kurum ve kuruluşlara ve devlete, özellikle sosyal medya içerik sağlayıcıları ve düzenleyici kurumlara görevler düşmektedir. Bilişim ve iletişim teknolojilerinin neden olabileceği olumsuz koşulları önlemek ortak bir mücadele ile mümkün olacaktır Günümüzde internet ve sosyal medya, hukuki düzenlemelerden son derece yoksun görünmektedir. Geleneksel medya araçları için kullanılan pek çok hukuki düzenleme ve yaptırım, yeni medya için uygulanmamakta ya da geç uygulanmaktadır. Yetersiz hukuki kurallar ve düzenlemeler, kişilerin, kurum ve kuruluşların zarar görmesine neden olmaktadır.

KAYNAKÇA

Balta, Peltekoğlu Filiz. *Halkla İlişkiler Nedir?* İstanbul: Beta Yayınevi, 2004.

Başak, Solmaz. *Kurumsal İletişim Yönetimi.* Konya: Tablet Yayınevi, 2007.

Battelle, John. *Google' ın Büyülü Öyküsü.* İstanbul: Pegasus Yayınları, 2006.

Bilgen, Başal. *Medya Planlaması Temel Prensiplerden Yeni Yaklaşımlara kadar Uzanan Geniş Bir Perspektifle Medya Planlamasına Bakış.* İstanbul: Çantay Kitabevi, 2006.

Canan, Madran. *«Tutundurma Stratejileri» Küresel Pazarlama Yönetimi* içinde, 443. istanbul: Beta, 2008.

Çöklü, Y. Ece. *Halkla İlişkilerde Medya yönetimi Yeni İletişim Teknolojileriyle.* İstanbul: Graphis Matbaa Sanayi ve Ticaret Ltd., 2004.

Doğdubay, Murat, Sü Eröz Sibel. *Turistik Ürün Tercihinde Sosyal Medyanın Rolü ve Etik İlişkisi.* Dokuz Eylül Üniversitesi İktisadi ve İdari Bilimler Fakültesi Dergisi, 2012: 152.

McElreath, Mark P. *"Managing Systematic and Ethical Public Relarions"*, Systematic Public Relations Software, Mc Graw Hill, 1993

Gülbuğ, Erol. *Reklam ve Medya Planlaması.* İstanbul: Beta Yayınevi, 2007.

Güney, Salih. *Davranış Bilimleri.* Ankara: Nobel Akademik Yayıncılık Eğitim danışmanlık Tic. Ltd Şti., 2018.

İge, Pırnar. *Doğrudan Pazarlama.* Ankara: Seçkin Yayıncılık, 2006.

Işık, Metin. *Tüm Yönleriyle Halkla İlişkiler ve Tanıtım.* Ankara: Eğitim Kitabevi yayınları, 2007.

Kazancı, Metin. *Kamu ve Özel Kesimde Halkla İlişkiler.* Ankara: Turhan Kitabevi Yayınları, 2002.

McLuhan, Marshall, *Global Köy 21. Yüzyılda Yeryüzü Yaşamında ve Medyada Meydana gelebilecek dönüşümler,* Scala Yayıncılık, 1965

Okay Ayla, Okay Aydemir. *Halkla İlişkiler Kavram Strateji ve Uygulamaları.* İstanbul: DER Yayınevi, 2007.

Özata, Scott David Meerman Çeviri: Nadir. *Pazarlamanın ve İletişimin Yeni Kuralları.* İstanbul: Mediacat, 2008.

Sayımer, İdil. *Sanal Ortamda Halkla İlişkiler.* İstanbul: Beta, 2008.

Seçkin, Sevinç Salih. *Pazarlama iletişiminde Sosyal Medya* . İstanbul: Optimist Yayın ve DağıtımSan. ve Tic. Ltd. Şti., 2012.

Tosun, Nurhan, Babür. *İletişim Temelli Marka Yönetimi.* İstanbaul: Beta Basım A. Ş., 2010.

Ünsal, Oskay. *XIX. Yüzyıldan Günümüze Kitle İletişiminin Kültürel İşlevleri Kuramsal Bir Yaklaşım.* İstanbul: DER Yayınları, 2000.

Yavuz, Odabaşı. *Satışta ve Pazarlamada Müşteri İlişkileri Yönetimi (CRM).* İstanbul: Sistem Yayıncılık , 2009.

YARARLANILAN İNTERNET KAYNAKLARI:

https://www.kapsamhaber.com (15.04.2020)

https://sosyalmedya.co/sosyal-medyanin-tarihi/ (25.04.2020)

https://www.mediaclick.com.tr (18.03.2020)

THE EARTH DIVINITY (ANI/AJA-ANI) A CULTRAL RESOURCE AND A MORAL AGENT IN IGBO LAND (THE AJA-ANI UMUOKPU-AWKA EXAMPLE)

Michael Atogu
Odinani Museum, Nri, Nigeria.

Abstract
The traditional dominant Igbo orientation to the ultimate is their great respect for morality and so dreaded the consequences in-built in committing any offence against the Supreme Being, the ancestors, local divinities, and deities. The world of the Awka people (Umuokpu -Awka), Nigeria is dotted with a lot of divinities in which the earth goddess popularly known as Ani is one of them and most prominent. This divinity checkmates human excesses, thereby bringing sanity to the community and society at large. The paper seeks to justify the place of earth divinity Ani/Aja-ani as a cultural resource and moral agent.
To achieve this purpose, data were retrieved using ethnographic research methods. Specifically, the various forms of ethnographic research employed in this research paper include; in-depth interviews, key informant interviews, photocopied documents, texts, and the internet were employed.
In my proposed presentation, I shall take a look at an overview of the Igbo view of morality, the concept of the earth divinity (Ani), X-ray key roles and significance of Aja-Ani (Shrine of the Earth goddess) in Umuokpu-Awka and finally examine the present state of the Aja-Ani Umuokpu-Awka.

Keywords: Earth divinity(Ani/Aja-Ani), Igbo land, Moral agent, Cultural resource

LE PETROLE ET LA MODIFICATION DES STRUCTURES SOCIALES DE LA VILLE DE N'DJAMENA

OIL AND CHANGE OF SOCIAL STRUCTURE IN N'DJAMENA

Khalit ADOUM ABDRAMANE
Ferhat Tekin
Université de Necmettin Erbakan

Résumé
Cette présentation se focalise sur l'avènement du pétrole et son impact sur la société Tchadienne notamment sur les habitants de la capitale N'Djamena. Ces quinze dernières années un surpeuplement de la capitale du Tchad (N'Djamena) dû à un déplacement excessif de la population en majorité de l'espace rural vers ladite capitale a causé un bouleversement du tissu social. Cet exode-rural a eu plusieurs conséquences sur le plan social, culturel, économique et politique. Cette ville où vivaient autrefois dans la quiétude plusieurs groupes ethniques et différentes religions (Chrétiens et Musulmans) a vu naître l'individualisme modifiant ainsi les rapports sociaux conviviales d'autrefois. A cette première conséquence vient s'ajouter les inégalités sociales ; la formation des quartiers identitaires et une paupérisation urbaine croissante. Les facteurs explicatifs du changement des relations sociales observées semblent liés aux nouveaux arrivants. Par conséquent, ce travail met en exergue d'une part les réalités socio-culturelles et socio-spatiales de la ville de N'Djamena avant l'ère pétrolière et d'autre part les changements socio-culturels, urbains et démographiques au sein des structures sociales de la ville de N'Djamena après l'ère pétrolière.

Les Mots Cles : Sociologie urbaine, changement social, structure sociale, identité, lien social, pauvreté urbaine

Etudier en Turquie: le cas des étudiants africains

Prof.Ass.Müşerref YARDIM
Université de Necmettin Erbakan
ORCİD NO: 0000-0001-8090-4146

Résumé
Les relations Turquie-Afrique, ayant une histoire tres ancienne, continuent de s'intensifier ces dernières années. Le continent africain a attiré l'attention de la Turquie avec l'évolution de la politique étrangère depuis quelques années, qui vise à mettre au point et développer des relations avec l'Afrique dans les domaines politique, économique et social. Dans ce contexte, les bourses d'études internationales établies dans le cadre des politiques des étudiants internationaux a permis à de nombreux étudiants de mener leur étude en Turquie. Les bourses accordées aux étudiants internationaux en tant qu'outils de politique étrangère et de diplomatie publique contribuent grandement aux relations entre les pays et renforcent la compréhension mutuelle entre les nations. Récemment, le nombre d'étudiants africains, ayant reçu la bourse de l'état turque a considérablement augmenté ces dernières années. Les étudiants africains étudient actuellement dans différentes universités et différents départements en Turquie.
Cette présentation vise à établir d'une part les raisons pour lesquelles les étudiants africains voulent étudier en Turquie, et d'autre part les opportunités que la Turqıie et les bourses turques leur offrent. Enfin, ce travail a par ailleurs comme objectif de définir en quoi le nouveau processus qui a débuté avec les bourses turques d'études contribue aux relations Turquie-Afrique.

GÜNEY AFRİKA CUMHURİYETİ'NDE APARTEHİD'E KARŞI VERİLEN İNSAN HAKLARI VE DEMOKRASİ MÜCADELESİNİN SERENCAMI

Doç. Dr. Mustafa Hatipler
ORCID: 0000-0002-2090-3042
Trakya Ünviversitesi
Gülden İrem Kazel
ORCID:0000-0001-5734-3598
Trakya Ünversitesi

Özet
Güney Afrika Cumhuriyeti henüz genç denilebilecek bir demokrasi geçmişine sahip bir ülkedir. Ülkenin demokrasi ile tanışması uzun yıllar büyük mücadeleler vermesi sonucunda gerçekleşmiştir. Daha önceleri Apartheid adı verilen ve ırk ayrımının şiddetli bir şekilde yapıldığı rejimle yönetilen bu ülke, siyahi ve beyaz olanların kamusal, sosyal ve özel alanlarda birbirlerinden ayrıştırıldığı, pek çok yasakların konulduğu ve siyahilerin toplumda daha az değer gördüğü sistem içerisinde konumlanmıştır.
Siyahilerin gün be gün beyaz olanlara göre elde edemedikleri yaşamsal haklarının azalması sonucunda ülkede Apartheid rejimine karşı ayaklanmalar başlamış ve yüzlerce siyahi hayatını kaybetmiştir.Apartheid, sadece ülke içerisinde değil uluslararası alanda da tepkiler görmüş ve kınanmıştır. Rejimin değişmesinde ve ülkede demokrasi rüzgârlarının esmesinde en etkili isimler bu hususta Nobel Barış Ödülü'ne de layık görülen Nelson Mandela ve ülkenin yeni Cumhurbaşkanı De Klerk olmuştur. Onların birlikte uzlaşmasağlamaları ve ırkçılığı destekleyen yasaların yerine eşitliği vurgulayan yasaların gelmesiyle ülke yeni Anayasası ile demokrasiye bir adım atmıştır.

Gelinen noktada, Apartheid rejimini sonlandıran ve demokratik bir ülke olma yolunda olan Güney Afrika Cumhuriyeti, günümüzde Afrika kıtası içinde en demokratik ülkelerden biri ve gelişen ekonomisi ile dünyada adından söz ettiren bir ülke konumuna ulaşmıştır. Güney Afrika Cumhuriyeti'nin ırkçılıktan demokrasiye giden serüveninin araştırılması, ülkenin günümüzdeki konumuna ışık tutması açısından önemli olacaktır.

Bu küçük çalışmada, Güney Afrika Cumhuriyeti'nde yaşanan Apartheid uygulamaları ve Apartheid'e karşı verilen insan hakları ve demokrasi mücadelesi ele alınmıştır. Apartheid'in bir insanlık suçu olduğu gerçeği göz önüne alınarak yapılan çalışmada, Güney Afrika Cumhuriyeti'nin bugün demokrasi ve insan hakları konusunda geldiği nokta üzerinde durulmuştur.

Anahtar Kelimeler: Demokrasi, Apartheid, İnsan Hakları

Abstract
The Republic of South Africa is a countrywith a history of democracy that can yet be called young. The country's becoming acquainted with democracy took place after many years of greatstruggles.This country, previously called Apartheid and ruled by a regime in which racial discrimination was made, was located in a system that black and white ones were separated from each other in public, socialand private areas, many bans were put in placeand also blackswereappreciatedless in society.
As a result of the decrease of therights to life of blacks rather than white ones daybyday, the uprisings against the Apartheid regime started in the country and hundreds of black were lost their lives. Apartheid has received reactions and condemned not only domestically but also internationally. The most influential names in the change of regime and the winds of democracy in the country were, Nelson Mandela, who was also deemed worthy of the Nobel Peace Prize, and the new President of the country, De Klerk. The country has taken a step towards democracy with the new Constitution, after the leaders reconciliation and law semphasiz in gequality instead of law ssupporting racism.

At this point, the Republic of South Africa, which has ended the Apartheid regimeand is on the way to become a democratic country, has become one of the most democratic countries in the African continent to day and has become popular in the world with its developing economy. Research in gtheadventure of the Republic of South Africa from racism to democracy will be important in terms of shedding light on the currentposition of the country.

In this study, Apartheid practices in the Republic of South Africa and the struggle for human rights and democracy against Apartheid are discussed. Considering the fact that Apartheid is a crime against humanity, the study focused on the point that the Republic of South Africa has reached regarding democracy and humanrights today.

Keywords: Democracy, Apartheid, Human Rights

GİRİŞ

Afrika'nın en güneyinde yer alan Güney Afrika Cumhuriyeti (çalışmada GAC olarak yazılacaktır), özellikle günümüzde adından oldukça bahsettiren bir ülke konumundadır. GAC'ın gerek jeopolitik gerekse siyasi ve ekonomik olarak konumu, GAC'ın Afrika kıtası içerisinde önemli bir yerde olmasının en ayırt edici özelliklerindendir.

GAC'ın, hem Güney Afrika Kalkınma Topluluğu (SADC)'nun başkanlığını yapması hem de dünyada çok kutuplu bir sistem meydana getirmek ve uluslararası sistemde adlarını duyurmak için kurulan Brezilya, Rusya, Hindistan, Çin ve GAC tarafından kurulmuş olan topluluk (BRICS) ülkelerinin bir üyesi olması bakımından dünyada ekonomileri gelişme kaydeden ülkeler içerisinde yer almaktadır.

GAC'ın günümüzdeki sistemde bu denli etkin bir rol oynaması Afrika ülkeleri içinde demokrasisi en gelişmiş ülkeler arasında olmasından kaynaklanmaktadır. Demokrasi,

dünyadaki tüm ülkeler için ülkelerin gelişme düzeylerini taçlandıran bir sistemler bütünüdür. Bir ülkenin dünyadaki imajıve toplumsal gelişim düzeyi, o ülkede demokrasinin ne ölçüde uygulandığıyla doğru orantılıdır.

GAC, 1994 yılından sonra demokratik bir yönetim biçimiyle tanışmış ve demokrasiyle yönetilmesinin yirmi beş yılını geride bırakmış bir ülkedir. GAC'ın bugün adından demokratik bir ülke olarak bahsettirmesi, ülke tarihinde yıllarca süren bir mücadelenin ürünüdür.

Bu küçük çalışmada, önce GAC'ın insan hakları mücadelesi ve demokrasiye adım adım giden yolculuğu anlatılmış sonra da GAC'ın siyasal bir rejim olarak demokratik yapısı ele alınmıştır.

1. DEMOKRASİ'NİN ANLAMI

Demokrasi kelimesinin kökeni, demos: insanlar ve kratos: otorite anlamına gelen iki Yunanca kelimeden gelmektedir. Bu nedenle, bu kelime, bazen "Halk Egemenliği" olarak adlandırılan "Halk Tarafından Yönetilen" anlamına da gelmekte ve halk tarafından doğrudan, katılımcı ve temsili kural biçimlerini tanımlamak için kullanılabilmektedir. Demokrasi kelimesi aynı zamanda "Halkın Hükümeti" veya "Çoğunluk Hükümeti" olarak da tanımlanabilmekte ve bir devlet biçimi olarak monarşi, aristokrasi ve diktatörlükten ayırt edici özelliklere sahip olan bir sistem olarak kabul edilmektedir.

Günümüzde, demokrasi kelimesinin dünyanın her yerinde olumlu bir anlamı bulunmaktadır çünkü demokrasi, ülkelerin uluslararası sistemdeki imajlarını olumlu biçimde etkileyen bir güce sahiptir. Kendilerini olumlu bir imajla ilişkilendirebilmek için, halkın az ya da hiç belirleyici olamadığı bazı siyasi sistemler bile kendilerini demokratik olarak tanımlayabilmektedirler (Becker ve Raveloson, 2008:4-5).

Modern siyasi demokrasi, yönetenlerin, devlet işlerindeki hareketlerinden dolayı vatandaşlar tarafından sorumlu tutuldukları ve seçimle gelmiş temsilcilerin aralarındaki rekabet ve işbirliği vasıtasıyla, dolaylı olarak hareket ettikleri bir yönetim sistemidir (Schmitter ve Karl,1991:24). Siyasi anlamda ise demokrasi, "Millet işlerinin yürütülmesi için gerekli siyasi kurumları tespit etme ve bu kurumların işlemesini sağlayan kanunları yapma yetkilerini halkın elinde bulunduran rejim" olarak tanımlanmaktadır (Türk Ansiklopedisi, 1966: 14).

1.1.Demokrasinin Tarihsel Arka Planı

Demokrasi günümüzde çok kullanılan bir kavram olmasına rağmen, kavramın antik çağlara kadar uzanan uzun bir geçmişi vardır. Demokrasinin bugünkü anlayış şekline göre ilk izleri, Milattan Önce V. yüzyıl'da Atina'da görülmüştür. O dönemde ortaya çıkan demokrasi, kadınlar ve köleler dışındaki vatandaşların şehirlerin yönetimine doğrudan katılmaları ile gerçekleşen doğrudan bir demokrasi olarak adlandırılmakta ve eski Yunan şehir devletlerinin yönetim şekli gerçek demokrasiye örnek gösterilmektedir. O dönemde henüz temsili sistemin bilinmiyor olması ve dahası nüfus yoğunluğunun az olması sebebiyle temsili demokrasiye gitmek zorunluluğundan bahsetmek güçtür. Bu nedenle doğrudan demokrasi uygulamasının yapıldığını söylemek mümkündür. Fakat o dönemde Atina'da uygulanan demokrasinin esirlere ve kölelere, diğerlerine verilen demokratik hakları vermemesi ve kadınlara oy verme

hakkını tanımaması sebebiyle, gerçek anlamda demokrasi olarak tanımlanması günümüz koşulları için mümkün değildir (Kuzu, 1992: 336).

Günümüzde örnek alınan demokrasi şekli, "klasik demokrasi" olarak adlandırılmaktadır. Bahsi geçen demokrasi şekli, Batı Avrupa ülkelerinde gelişmiş ve büyümüş olan demokrasiyi ifade etmektedir. Bu demokrasi tarzının oluşmasında dünyada meydana gelen sosyolojik ve siyasi gelişmelerin önemli rolü bulunmaktadır. Avrupa'da feodalizmin yıkılması ve ardından merkezi krallıkların kurularak güçlenmesi sonucu,aristokrasi-burjuvazi çekişmesinin gerçekleşmesi günümüz demokrasi anlayışının oluşmasında büyük önem arz etmektedir. Özellikle ilk kez İngiltere'de başlayan aristokrasi ve burjuvazi çekişmesi sonucunda burjuvazininkrallık otoritesini sınırlamaya kalkışması ve ardından "Milli Egemenlik" teorisinin ortaya atılması sayesinde devlete ait her türlü egemenliğin millete ait olduğu savunularak "klasik demokrasi" sisteminin kurulduğu belirtilmektedir (Kuzu, 1992: 337).

1.2. Demokrasinin Şartları

Modern demokrasinin yürütülmesi hususunda asgari olarak belirlenmiş bazı şartlar bulunmaktadır. Diamond ve Platlner (1995: 72-73), bu şartları: Devlet politikası hakkındaki hükümet kararları üzerindeki kontrol yetkisi anayasal olarak seçilmiş organlarda toplanması, seçilmiş organların seçimlerle işbaşına gelmesi, bütün yetişkinlerin seçme ve seçimle belirlenen organlara seçilebilme imkânına sahip olması, halkın rahatlıkla kendini ifade edebilmesi, halkın yasalar tarafından korunan alternatif bilgi kaynaklarına ulaşma imkanına sahip olması ve halkın bağımsız siyasal parti ve sivil toplum örgütleri (STK) kurma hakkına sahip olması, şeklinde özetlemiştir.

2. GENEL AÇIDAN GÜNEY AFRİKA CUMHURİYETİ

GAC, Afrika kıtasının güneyinde yer alan bir ülkedir. Güney Afrika Cumhuriyeti sahip olduğu 1.219.912 km^2yüzölçümü ile dünyanın en büyük 24. ülkesi konumundadır. Ülkenin sınır komşularını Botsvana, Zimbabve, Mozambik, Svaziland ve Namibya oluştururken ülkenin güney doğusunda Hint Okyanusu, güney ve güneybatısında Atlas Okyanusu bulunmaktadır. Bu ülkelerin haricinde Lesotho'da da tamamen Güney Afrika Cumhuriyeti toprakları içinde yer alan bir ülke olarak Güney Afrika ile tüm sınırlarını paylaşmaktadır.

2.1.Doğal Çevresi

Gökkuşağı ülkesi olarak tanımlanan GAC, yaklaşık olarak 24.000 çeşit bitki türüne ev sahipliği yapmaktadır. Deniz biyo-çeşitliliği de oldukça zengin olan ülkenin sularında 11.000 tür canlı bulunmaktadır. Bunun yanı sıra, ülke genelinde zengin bir yaban hayat da bulunmaktadır. Burada bulunan birçok ulusal parklar ile oluşturulan yaban hayatı koruma bölgeleri sayesinde birçok yaban hayvan gözlemlenebilmektedir (Tibane, 2017: 117).GAC 300'den fazla memeli hayvan, 500'den fazla kuş türü, 100'den fazla sürüngen hayvan ile birçok böcek ailesine ait hayvanı içinde barındırmaktadır (http://www.cografya.gen.tr/siyasi/devletler/guney-afrika cumhuriyeti.html).

Ülke, dünyada aynı anda beş büyükbaş yaban hayvanına (aslan, leopar, fil, bufalo ve gergedan) doğal ortamlarında ev sahipliği yapan tek ülke konumundadır. Bu durum, ülke turizminde de önemli rol oynamaya başlamıştır.

2.2.Nüfus ve Etnik yapısı

GAC, Afrika kıtasında nüfus yoğunluğunun çok olduğu ülkelerden biri konumundadır.GAC İstatistik Kurumu 2018 yıl ortası verilerine göre (Stats SA,2018), ülkenin nüfusu 57,73 milyon olarak belirtilmektedir. Ülke nüfusunun yaklaşık %51'ini (yaklaşık 29,5 milyonunu) kadınlar; %49'unu ise (yaklaşık 28,23 milyonunu) erkekler oluşturmaktadır (Stats SA, 2018: 1).

Ülke nüfusunun çoğunluğu şehirlerde yaşamaktadır. Ülkenin özellikle kıyı kesimleri ile kuzeydoğu kesimlerinde nüfus yoğunluğu yaşanırken, ülkenin batı ve kuzeybatı bölgeleri neredeyse insansız bölge konumundadır. Ülke genelinde 2018 tahmini verilerine göre ortalama yıllık nüfus artışı %1,6 seviyesindedir. Gauteng, GAC'ın nüfusunun en büyük payına sahiptir ve bu ilde yaklaşık olarak 14,7 milyon insan (% 25,4) yaşamaktadır (Stats SA, 2018:1). GAC'da, 2018 yıl ortası verilerine göre ortalama yaşam süresi kadınlar için 67,3 yıl iken; erkek için bu süre 61,1'dir. 2018 için bebek ölüm oranı, her 1000 canlı doğumda 36,4 olarak tahmin edilmektedir (Stats SA, 2018: 1).

GAC'a gökkuşağı ülkesi denilmesinin bir sebebi de içinde barındırdığı etnik gruplardır. Güney Afrika çok kültürlü bir ülke konumundadır. Ülke nüfusunun yaklaşık olarak %80,9'unu oluşturan siyahlar, Güney Afrika'da çoğunluğu oluşturmaktadır. Renkliler olarak adlandırılan grup %8,7 ile en kalabalık ikinci nüfusu oluştururken, beyazlar %7,8 Asyalılar ise %2,6 oranı ile diğer grupları oluşturmaktadırlar (Stats SA, 2018: 2).

GAC'ta birçok kültüre sahip topluluklar iç içe yaşıyor olsa dahi geçmişte uygulanan ancak günümüzde geçerli olmayan Apartheid (ırkçı) politikaların bir sonucu olarak kendisini belli bir gruba üye hissetmekte ve bu farklı gruplar birbirinden ayrı alanlarda yaşamaktadırlar (DAİB, 2016: 6). GAC'ın etnik gruplara ve cinsiyete göre dağılımı Tablo 1'de verilmiştir.

GAC'ta nüfus ve işgücü bakımından ciddi ölçüde değişim yaşanmaktadır. Nüfus artış ivmesi azaltılmış olmakla birlikte; komşu ülkelerden iş ve yerleşim amaçlı göç yaşanırken, ırkçılığın sona ermesi ile korkulu bir hayat yaşamaya başlayan nitelikli beyazlar da ülkeyi terk ederek gelişmiş ülkelere göç etmektedir. Bu nedenle özellikle nitelikli orta kademe ve yönetici personel yetersizliği ciddi şekilde hissedilmekte ve bu duruma hükümetçe çare aranmaktadır (DAİB, 2016: 6).

Tablo 1: Güney Afrika Cumhuriyeti 2018 Yılı Nüfus Grubu ve Cinsiyete Göre Yıl Ortası Nüfus Tahminleri

Nüfus grubu	Erkek		Kadın		Toplam	
	Sayı (milyon)	Erkeklerin Dağ.	Sayı	Kadınların Dağ.	Sayı(milyon)	%'likDağ.
Siyahlar	22.786.200	80,9	23.896.700	80,9	46.682.900	80,9
Renkliler	2.459.500	8,7	2.614.800	8,9	5.074.300	8,8
Asyalılar	740.200	2,6	708.100	2,4	1.448.300	2,5
Beyazlar	2.194.200	7,8	2.325.900	7,9	4.520.100	7,8

Toplam	28.180.100	100,0	29.545.500	100,0	57.725.600	100,0

Kaynak: Stats SA, 2018: 2.

2.3. Ekonomik Boyutuyla Güney Afrika Cumhuriyeti

GAC'ın ekonomik geçmişine bakıldığında, kurulu olduğu bölgelerde uzun süre geçim ekonomisi uygulandığı ve bu doğrultuda tarımsal faaliyetler gerçekleştirildiği görülmektedir. Ancak bölgede tarıma dayalı ekonomi 1867 yılına kadar hakim olmuş, söz konusu yılda Turuncu (Orange) nehrin kıyılarında elmasın bulunması ile tarım geri plana düşmüştür. Ülkede, Transvaal'ın doğu kesimlerinde altın madeninin de bulunması ile bölge dünya çapında önemli bir hale gelmiştir.

Serbest piyasa ekonomisine sahip GAC, gelişmekte olan pazar konumundadır. Ülkenin ekonomisi, gelişme yönlü bir yapı sergilemektedir. GAC'ın dünya ekonomisiyle bütünleşmesi 1994 yılında demokrasiye geçişiyle birlikte gerçekleşmiştir. Bu durum, ülke ekonomisinin başlıca ticari ortaklarının eğilimi ve ülkedeki diğer gelişmeleri de doğrudan etkilemiş görünmektedir. Afrika kıtasının en büyük ekonomilerinden birine sahip olan ülke, dünyanın 31., kıtanın ise Nijerya'dan sonra 2. en büyük ekonomisine sahiptir (Tibane, 2017: 64-66).

GAC, özellikle sahra-altı Afrika ülkeleri olmak üzere, Afrika kıtası ülkelerini de etkisi altına alan örnek bir ülke konumuna gelmiştir. Sahra-altı Afrika ülkeleri için açılan kapı olarak da nitelendirilmektedir. Ülkenin diğer ülkeler ile ilişkilerinin son yıllarda derinlik ve yoğunluk kazandığı gözlenmektedir. Kıtada siyasi ve ticari alanda önemli uluslararası örgütlenmeler (African Union-AU, South African Development Community-SADC gibi) de hız kazanmış olup, ülkenin bu alanlarda önemli yeri ve rolü bulunmaktadır (DEİK, 2018:6).

GAC, dünya ekonomisinde ağırlığı bulunan gelişmiş ülkelerden geniş ilgi görmektedir. Ekonomi programında ülkenin orta vade planı (Accelerated and Shared Growth Intiative for South Africa-ASgiSA) önemli yer teşkil etmektedir. Programa göre pazar ekonomisine dayalı olan ülkenin ekonomisinin bu yapısının süreceği ve kamu-özel sektör ortaklıklarının da özendirilmeye devam edeceği vurgulanmaktadır. Ulaştırma ve enerji alanlarında önemli kamu yatırımları söz konusudur (DEİK, 2018:6).

GAC, gelişmekte olan bir ekonomiye sahip olmasına rağmen ülkedeki en önemli sorunlardan birisi işsizliktir. Ülkedeki %26,7 seviyesindeki işsizlik özellikle genç ve siyah nüfus için ciddi sorun oluşturmaktadır. Siyah vatandaş istihdamının arttırılması için özel teşvikler söz konusudur (http://www.dti.gov.za/economic_empowerment/bee.jsp).

GAC'de nüfusun büyük bir kısmı yoksulluk içerisinde bulunmaktadır. Ülkedeki gelir dağılımında büyük farklılıklar bulunmaktadır. Ülkede tüketici profili zengin ve yoksul olarak uç noktalara yığılmış durumdadır. Dolayısıyla tüketici eğilimi ve davranışları da farklı olabilmektedir. Bu çerçevede, GAC hükümetince doğrudan yabancı sermaye yatırımına (sanayileşmeye) önem verilmektedir (https://www.thedti.gov.za/).

3. GÜNEY AFRİKA CUMHURİYETİ'NDEAPARTHEİD REJİMİ VE İNSAN HAKLARI MÜCADELESİ

3.1. Apartheid Rejimi Nedir?

Kelime olarak anlamı ayrılıkçılık, ayrımcılık olan Apartheid; GAC ve Namibya'da 1948 ve 1994 yılları arasında devlet politikası olarak uygulanan ırkçı rejimin adıdır. Apartehid'in esasını bölgede yaşayan Avrupa kökenli beyaz ırka sahip olanların diğer bütün ırklardan üstün olduğunu savunan baaskap ideolojisi oluşturmaktadır.

Apartheid; beyaz azınlığın yönetici- üstün konumda olduğu, politik ve sosyal hemen her alanının siyah-beyaz ayrımı üzerine oturtulduğu bir yönetim biçimidir (Tural, 2012). GAC'ta, Apartheid kavramı ilk defa, 1948 yılı seçimlerinde seçimi kazan Milliyetçi Parti'nin seçim kampanyasının sloganı olarak kullanılmıştır. Apartehid, baştan sona insan haklarına aykırı ve insanlık suçu işleyen bir rejimdir. 1949'da çıkarılan bir (55 nolu) yasa ile beyazlarla siyahların evlenmesinin, birlikte yaşamalarının yasaklanması, 1950 yılında çıkarılan bir yasa ise; kentlerde siyah ve beyazların yaşayacakları alanların ayrılması ve beyazların alanlarına yerleşmiş olan siyahların zorunlu olarak göç ettirilmesi,1953 yılında çıkarılan siyahlara verilecek eğitimin, Avrupalılarla eşit olamayacağı esasına ve ırk ayırımcılığına dayanan Bantu Eğitim Yasasının zorunlu hale gelmesi ve 1953 yılında çıkarılan yasa (Reservation and Seperate Amenitiess Act) ile postahane, otobüsler, park alanları, tuvaletler gibi kamusal alanlardaki tesis ve araçların siyah ve beyazlar olarak ayrılmasının ve kullanımının zorunlu hale getirilmesi apartehid rejiminin dikkat çeken insanlık sışı uygulamalarından bazılarıdır (Tural, 2012). Aşağıdaki Fotoğraf 1., Apartehid rejimini en güzel şekilde anlatmaktadır.

Fotoğraf 1. Apartehid Rejimi Döneminde Bir Tabela

Kaynak: Tural, 2012

3.2.Apartheid Rejimi Dönemi Güney Afrika Cumhuriyeti

GAC'ta beyaz azınlık ile beyaz olmayan çoğunluk arasındaki ilişkilere yön veren, beyaz ırkın üstünlüğü esasına dayanan ırkçı politika olarak adlandırılan Apartheid rejimi, GAC'da demokrasinin inşa edilmesinde ve insan hakları mücadelesinin başlamasında çok önemli ve çok güçlü bir konuma sahiptir (Sönmezoğlu, 2017: 36). 1948 yılında ırkçı lider D.F. Malan'ın öncülüğünde Ulusal Parti (NP)'nin iktidara gelmesiyle Apartheid politikaların tohumları atılmış ve ilerleyen yıllarda da etkisini giderek arttırarak devam etmiştir. Irkların birbirinden yalıtılmasını ve beyaz olmayanlara karşı siyasal ve ekonomik alanda ayrımcılığı öngören Apartheid rejimi Malan'ın liderliğinde başlamış olsa da, rejimin tam olarak uygulanması Malan'dan sonra iktidara gelen Hendrik Verwoerd döneminde olmuştur (Minty, 1993: 69-84).

Apartheid, GAC için tamamıyla yeni bir girişim olmaktan çok, siyah Güney Afrikalıları özgürlüklerinden mahrum bırakmaya yönelik kasıtlı bir politika olmuştur. XIX. yüzyılın sonlarındaki maden keşiflerinden bu yana, siyah Afrikalılar haklarından giderek daha fazla mahrum bırakılmış ve onlara ayrımcı politikalar bu dönem içerisinde de uygulanmıştır. Fakat Apartheid'in uygulanmasıyla siyahlar özgürlüklerine karşı daha kararlı ve sistematik bir saldırı yaşamışlardır (Tibane, 2017: 4). Apartheid, 1950 tarihli Nüfus Kayıt Yasası ile işlerlik kazanmıştır. Bu yasa, halkı siyah Afrikalılar, karışık ırktan gelenler (melezler, renkliler) Asyalılar ve beyazlar şeklinde sınıflandırmıştır (Sönmezoğlu, 2017: 37). 1948 ve 1953 yılları arasında, hükümet bir dizi Apartheid yasası geçirerek ırk ayrımcılığını kurumsallaştırmıştır. Bu yasalara göre: Tüm Güney Afrikalılar ırka göre sınıflandırılacak, ırk, bir kişinin doğduğu, eğitildiği, yaşadığı ve gömüldüğü yer ile ilişkili olarak tespit edilecek ve beyazların eğitimi siyahlara göre daha üstün olacak, farklı ırk gruplarının evlenmelerine ve cinsel ilişki kurmalarına izin verilmeyecek, siyahların beyazlarla aynı bölgelerde yaşamasına izin verilmeyecek, Afrikalıların beyaz şehir olarak adlandırılan şehirlere geçişini daha da zorlaştırıcı yasalar yürürlüğe konacak, siyahların beyazlarla aynı kamu tesislerinden yararlanmalarına izin verilmeyecek, siyah işçilerin yasal sendika kurmalarına izin verilmeyecek, siyah işçiler beyazlara göre daha kalifiyesiz işlerde çalışacak ve yanlarında kimlik belgesi taşımaları zorunlu hale gelecektir (https://www.apartheidmuseum.org/apartheid-democracy).

Hendrick Verwoerd, 1958 yılında sadece beyazlar için yapılan bir referandumla başbakan olarak seçildiğinde, Apartheid politikasını genişletmek amacıyla siyah GAC halkının özgürlüklerini daha da sınırlandıracak atılımlar yapmıştır. Hükümet, Grup Bölgeler Yasasıyla GAC'ı etnik gruplara göre bölgelere ayırmış ve GAC rezervlerini ayrı ülkelere ya da vatanlara dönüştürmeye çalışarak burada Güney Afrikalılara sahte özgürlükler vermeyi vaat etmiştir. Bu yasaya göre, her etnik grup kendisine ayrılan bölgede yaşayacak, eğer bölge başka bir etnik grup için ayrılmışsa oradan taşınmak zorunda kalacak ve kendisine ayrılan bölgede siyasi haklara sahip olarak bağımsız olacaktı. Böylelikle hükümet, tam demokrasiyle yönetilen fakat ayrı ülkelerde yaşayan demokratik bir ulus olarak GAC mitini genişletecekti. Gerçekte, siyah Güney

Afrikalıların çoğunluğu vatandaşlıklarından ve kentsel haklarından bu yasayla birlikte mahrum edilmiş, çeşitli mevzuat ve konut ayrımlarında ırk ayrımı açıkça görülür bir şekilde uygulanmıştır (Tibane, 2017:4). Siyahlar için Bantusan denilen ayrı bölgeler tespit edilerek

buralarda yaşamaları istenmiş ve polise son derece geniş yetkiler verilerek, siyah çoğunluk üzerindeki baskı arttırılmıştır (Sönmezoğlu, 2017:37).

1948 ve 1953 yılları arasında çıkarılan zorlayıcı Apartheid yasası çerçevesinde sayısız yolla hayatları sınırlandırılan siyahi Afrikalılar, Renkliler ve Asyalılar, Apartheid rejimine direnmek, protesto etmek ve nihayetinde devirmek için örgütlenmişlerdir. Ancak, ayrımcılık karşıtı güçlerin yürüttüğü her eylem bastırılmış ve gittikçe daha fazla baskı yapan yasalarla cevaplanmıştır (Clark ve Worger, 2013: 57).

1960'lı yıllar GAC'daApartheid rejiminin büyük bir ivme kazandığı yıllar olarak görülmektedir. Altın rezervlerinin ekonomik olarak GAC'ı güçlendirmesi ve Apartheid rejiminin hem kamusal alanda hem de toplumsal destek alarak yerini sağlamlaştırması bu noktada önem arz etmektedir.

1960 yılında Apartheid politikalarını protesto etmek için düzenlenen ve sonucunda 69 kişinin öldüğü, 180 kişinin ise yaralandığı Sharpeville olayından sonra ülkeye yatırım yapan pek çok yabancı yatırımcı ülkeyi terk etme kararı alsa da, dönemin başkanı Hendrik Werwoerd yabancı yatırımcıları tekrar ülkeye çağırmak için sıkı önlemler almış ve nihayetinde yatırımcıları ülkeye geri döndürmeyi başarmıştır.1960'lı yılların GAC ekonomisinin yükselişe geçtiği yıllar olmasının yanı sıra, bu dönemde ülkenin nüfusunda da önemli ölçüde hareketlenmeler yaşanmıştır. Ülke, başta İngiltere ve Portekiz olmak üzere beyaz insan göçü almış ve ülkede beyaz insan nüfusu %50 oranında artmıştır (Özkan, 2013: 120). Ülkedeki beyaz nüfusun artması sonucu küçük bir orta sınıfın ortaya çıkması ve ekonominin gelişmesiyle beraber beyazlar eşi görülmemiş bir refaha ulaşırken, siyah Güney Afrikalılar ise yoksulluk, sıkıntı ve baskıya karşı mücadele etmeye devam etmiştir (https://www.apartheidmuseum.org/apartheid-democracy).

Çeşitli tarihlerde uygulanan pasif direnişlerin şiddetli bir şekilde bastırılmasının ardından GAC'da Apartheid rejimine karşı silahlı örgütlenmeler de oluşmuştur. Afrika Ulusal Konseyi (ANC) ve Umkhontowe Sizwe (MK: Ulusun Mızrağı) adlı örgütlerin faaliyete geçmesiyle silahlı mücadeleler başlatılmıştır. ANC'nin militan kanadı MK, polis karakolları ve elektrik santralleri gibi stratejik yerleri hedef almış, ancak herhangi bir insanın hayatını tehlikeye atacak hareketlerden kaçınma amacı gütmüştür(Clark ve Worger, 2013: 62). ANC'nin eylemlerinin devam etmesi üzerine 1964 yılında polis direnişi bastırmayı başarmış ve Rivonia'da yaptığı bir baskın sonucunda, içlerinde ANC lideri Nelson Mandela'nın da olduğu liderleri tutuklamıştır. Nelson Mandela, 12 Haziran 1964 tarihinde ömür boyu hapis cezasına mahkum edilmiştir (Tibane, 2017: 5).

ANC ve MK, liderlerinin tutuklanmasının ve GAC'ın bir müddet sessizliğe bürünmesinin ardından bu sessizlik bozulmuşve siyah öğrenciler karizmatik lider Steve Biko öncülüğünde Güney Afrika Öğrencileri Örgütünü (South African Students' Organization: SASO) kurmuştur. Steve Biko Siyah Bilinçlendirme hareketi lideri olmuştur. Biko bu hareketle, siyahların siyah olmaktan gurur duymaları gerektiğini ve Apartheide karşı mücadeleye önderlik etmeleri gerektiğini savunmuştur (https://www.apartheidmuseum.org/apartheid-democracy).

Siyah Bilinçlendirme Hareketi, okullarda düşük eğitim kalitesine karşı bir tepki olarak Afrikalı gençler üzerinde giderek yayılmış ve etkili olmuştur. Bu bilinçlendirme hareketinin Siyah Halklar Kongresi (Black Peoples' Convention: BPC) adı altında örgütlenmesi ve hükümetin bu duruma olumlu bakmaması sonucunda 18 Ağustos 1977 tarihinde hareketin lideri Biko bir protesto esnasında gözaltına alınmışve hayatını kaybetmiştir. Biko'nun, genç yaşına rağmen GAC'ın siyasi hayatına fikirsel anlamda en büyük katkıyı yapanların başında geldiği düşünülmektedir (Malan, 1997: 57).

Apartheid rejimi, uluslararası düzeyde de oldukça yankı uyandırmış ve tepkilerle karşılanmıştır. 1961 yılında İngiliz Uluslar Topluluğu ülkelerinin ırkçı politikaları kabul etmeyeceklerini belirtmeleri üzerine, GAC topluluktan ayrılmak zorunda kalmıştır (Sönmezoğlu, 2017: 37). Birleşmiş Milletler Güvenlik Konseyi (BMGK) ise, 1977 yılında aldığı kararla Apartheid rejimini kınayarak insanlık suçu olarak ilan etmiş ve Güney Afrika'ya silah ambargosu koymuştur. Bunun yanı sıra, Petrol İhraç Eden Ülkeler (OECD) de GAC'a petrol ihracını durdurduklarını belirtmişlerdir. Bu durum, GAC ekonomisini olumsuz yönde etkilemiş, ülkedeki yabancı yatırımcıların ülke dışına çıkmalarına sebep olmuştur (Özkan, 2013:122).

Apartheid rejiminin en önemli dönüm noktası, hükümetin siyah Afrikalı öğrencilere Bantu eğitim sistemini dayatması sonucu 1976 yılında meydana gelen Soweto ayaklanmasıdır. Milli Eğitim Bakanı Michael C. Botha tarafından uygulamaya konan Bantu eğitim sisteminin en önemli özelliği ise, siyah Afrikalılara azınlık dili olan Afrikaansçayı okullarda İngilizceyle birlikte öğretmek ve resmi eğitim dili olarak kabul etmek olmuştur (Özkan, 2013:122). Afrikaansça eğitimini baskıcı rejimin dili olarak gören ve tanımlayan siyah öğrenciler gelinen noktada bu sisteme karşı büyük bir ayaklanma başlatmışlardır. 1976 yılının Haziran ayında başlayarak yüzlerce siyah öğrencinin ölümüyle sonuçlanan öğrenciler tarafından Bantu eğitim sistemine karşı yapılan bu kitlesel protestolar ülke genelinde de yayılmış, hatta ülkeyi ekonomik ve sosyal açıdan bir çıkmaza sürüklemiştir (Clark ve Worger, 2013:39).

1980'li yıllar, Apartheid rejiminin kısmen de olsa reform geçirdiği ve çıkmaza girdiği yıllar olarak tanımlanabilmektedir. Soweto ayaklanmalarının ülkede getirdiği büyük ses ve etkiyle sarsılan P.W. Botha başkanlığındaki hükümet, 1980'lerin başında bir dizi sınırlı reform başlatmıştır (Tibane, 2017: 5). 1983 yılında P.W. Botha, protestoları ve muhalefeti azaltmak için renkli ve Asyalı azınlıkların sınırlı da olsa parlamentoya katılımlarını sağlamış ve bu etnik grupların temsil edildiği üçlü bir meclis kurmuştur. P.W. Botha'nın toplumsal barışı getirmek için yaptığı bu reform toplumda olumsuz olarak karşılanmış şiddet olayları her geçen gün daha da fazla artmış ve uluslararası sistemde GAC daha çok izole edilmiştir (Özkan, 2013: 122). Ülkede meydana gelen bu denli iç ve dış baskılar sebebiyle P.W. Botha'nın sağlığı hükümeti yönetmek için yeterli olmamış, sağlık sorunları sebebiyle istifa etmiştir (Alden, 1996: 270-272). Onun yerine yeniliklere daha açık bir lider olan F.W. De Klerk 1989 yılının Ağustos ayında devlet başkanı olarak seçilmiştir (Aras, 2004: 77).

3.3.Apartheid Sonrası Dönem ve Demokrasiye Geçiş

Apartheid döneminde bakanlık da yapmış olan NP ve GAC'ın yeni cumhurbaşkanı De Klerk, seçim sürecinde beş yıllık bir plan çerçevesinde ırk ayrımından uzaklaşma ve siyah çoğunluk

ile birlikte oluşturulacak bir anayasa hazırlama gerekliliği üzerinde durmuştur. Bütün dünyanın ilgi odağı olan siyah çoğunluğun sembol lideri Nelson Mandela'nın serbest bırakılması, diğer siyasal tutukluların da yavaş yavaş salıverilmeye başlanması, ülkenin komşu ülkelerle arasındaki ilişkilerin yumuşaması, De Klerk döneminin en önemli olayları olmuştur. 1991 yılında ise, Apartheid politikasına resmen son verileceği açıklanmıştır. Irkçı politikalarında görülen yumuşama GAC hükümetine uluslararası alanda sempati kazandırmış ve Avrupa Birliği (AB) üyesi ülkeler 1990 yılının sonlarına doğru GAC'a uygulamakta oldukları yatırım yasağını kaldırmışlardır. Ancak Birleşmiş Milletler (BM) uyguladığı ambargoyu, yaşanan gelişmeleri Apartheid'in tam olarak kaldırılması için yeterli görmediğinden 1993 yılı sonuna kadar kaldırmamıştır (Sönmezoğlu, 2017: 257-258).

Mandela'nın serbest bırakılmasının ardından De Klerk ve Mandela ülkenin geleceği hususunda müzakerelerde bulunmuş bunun sonucunda ise hükümet tarafından Apartheid karşıtı terör örgütü olarak kabul edilen ANC silahlı eylemlerini sona erdirdiğini açıklamıştır (Özkan, 2013: 123). De Klerk'in Apartheid rejimini sonlandırmak için yaptığı reformlar kendi partisi içinde de tepkilere yol açmıştır. Parti içi muhalefetin sağcı bir politika izlemesi ve halkı De Klerk'in reformlarına karşı tepki göstermeye çağırması bu noktada önem arz etmektedir. Parti içi muhalefetin bu tutumunun karşısında De Klerk halkın reformlara karşı olan düşüncelerini değerlendirmek amacıyla 17 Mart 1992'de yalnızca beyaz halkın arasında bir referandum başlatmış ve referandumun sonucunda,%68,6 oranında evet cevabı çıkmıştır. Referandumun büyük bir yüzdelik dilim ile olumlu olarak sonuçlanması hem De Klerk'in reformları daha çabuk ve kolay bir biçimde yapmasını sağlamış hem de parti içinde olan muhalefeti azaltmıştır (Özkan, 2013: 124).

De Klerk'in en büyük başarılarından biri, 1992 yılında GAC'da yaşayan siyahlara eşit vatandaşlık hakkı tanıyan anayasa değişikliğinin halkoylaması sonucu kabul edilmesi olayıdır (Aras, 2004: 77). De Klerk ve Nelson Mandela'nın ülkenin geldiği noktada çok önemli bir yeri olduğu tartışmasızdır. Mandela ve De Klerk yaptıkları müzakereler sonucunda GAC'ın geleceği için ılımlı davranışlar sergilemişler ve sonucunda ülkede meydana gelebilecek muhtemel bir sivil savaşın önüne geçilmesi hususunda büyük bir rol oynamışlardır. İki liderin Apartheid rejimine karşı verdiği mücadelenin dünyada da büyük yankı uyandırmasının sonucunda, Nelson Mandela ve De Klerk 1993 yılında Nobel Barış Ödülüne layık görülmüşlerdir (Sönmezoğlu, 2017: 258).

1993 yılı GAC'ın demokratikleşme sürecinin başladığı yıl olarak görülmektedir. Bu yıl içerisinde De Klerk başkanlığındaki hükümet; Geçici Yürütme Konseyi (Transitional Executive Council) adı altında bir organ kurmuş ve sonrasında De Klerk'in yetkilerini bu konsey ile paylaştırmıştır. Konsey, GAC tarihinde ilk kez tüm etnik grupların katılabileceği seçimlere hazırlanmak için birçok alt komite kurarak çalışmalarına başlamıştır (Özkan,2013:124-125). 27 Nisan 1994 tarihinde GAC'da ilk demokratik seçimler gerçekleştirilmiştir.

1994 yılında yapılan seçimlere 19,5 milyon Güney Afrikalı katılmış ve Nelson Mandela'nın liderliğindeki ANC; %62,65'lik oy oranıyla seçimleri kazanmış ve Nelson Mandela ülkenin ilk siyahi başkanı olmuştur. Özgür bir ortamda gerçekleşen seçimlerde NP %22 oranında oy alırken Inkatha Özgürlük Partisi (IFP) %11'lik bir oranla onu takip etmiştir. Seçimden zaferle

çıkan ANC ve Apartheid rejiminin hakim partisi NP ile birlikte Ulusal Birlik Hükümeti kurmuştur. Ulusal Birlik Hükümetinde ANC 400 sandalyenin 252'sine sahip olurken NP: 82 sandalye, IFP ise 43 sandalye kazanmıştır (Hamill ve Spence, 1994:128-132). Kurulan hükümette, ANC'nin önemli isimlerinden biri olan Thabo Mbeki ve NP lideri De Klerk, Nelson Mandela'nın yardımcılığı görevini üstlenmişlerdir (Clark ve Worger, 2013:119).

1994 seçimlerinin sona ermesiyle GAC'ın son anayasası da 8 Mayıs 1996 tarihinde yürürlüğe girmiştir. GAC'nın son anayasası, ülkenin demokrasiye geçişini taçlandıran önemli bir unsur olarak ülke tarihinde yerini almıştır (Klug, 2010:1). Yürürlüğe giren bu anayasa, şu dokuz temel ilkeye dayanmaktadır:

-Bütün Güney Afrikalılar için ortak bir Güney Afrika vatandaşlığı,

-Egemen ve demokratik bir anayasal devlet,

-Tüm cins ve ırkların eşitliği,

-Temel bir İnsan Hakları Bildirisi,

-Ulusal Meclis ve Senatodan oluşan bir parlamento,

-Ulusal Birlik Hükümeti,

-Her biri belli bir yasama ve yürütme güçlerine haiz dokuz eyalet,

-Daimi Anayasayı hazırlayıp kabul edecek olan bir kurucu meclis,

-Tarafsız bir yargı (Güney Afrika Anayasası'nın Amaçlarına İlişkin Muhtıra, 1993'ten Aktaran: Güven, 1995: 80).

1994-1999 yılları arasında devlet başkanlığı yapan Nelson Mandela'nın dönemi GAC için pek çok olumlu adımın atıldığı yıllar olarak görülmektedir. Nelson Mandela döneminde GAC uzlaşmacı, dönüşümcü ve demokratik bir yapıya geçiş süreci yaşamıştır. Mandela'nın devlet başkanı olduktan sonra yaptığı ilk eylem, bir uzlaşma komisyonu kurarak Apartheid döneminde hakkı yenen vatandaşlara haklarını geri ödemek olmuştur (Lodge, 2002:177). Bunun yanı sıra, yeni bir anayasa, toprak reformu, sağlığın iyileştirilmesi ve yoksullukla mücadele etme gibi yenilikler de Mandela döneminde üzerinde durulan hususlar arasında yerini almıştır. 1999 yılındaki seçimlere gelindiğinde ise, ANC yine bir başarıya imza atmış ve Nelson Mandela dünya liderlerinde nadir görünen bir davranışta bulunup seçimlere aday olmayacağını belirterek koltuğunu kendisinden daha iyi bir ekonomi bilgisine sahip olduğunu düşündüğü Thabo Mbeki'ye bırakmıştır. Böylece Mandela'nın eski başkan yardımcısı olan Mbeki, seçimle gelen ikinci siyahî devlet başkanı olarak göreve başlamıştır (Sönmezoğlu, 2017: 258). Demokrasiye geçiş yıllarının coşkusundan sonra Thabo Mbeki'nin başkanlığı, GAC'ın 44 milyonluk sakininin demokrasinin meyvelerini toplamaya başlaması gerektiğinin sinyallerini veren dönem olmuştur.

Mbeki dönemi, GAC'de Apartheid'in kötü mirasının etkilerinin devam ettiği dönemdir. Mbeki bu durumu iyileştirebilmek için önce iç ekonomiyi dengelemiş ve sonrasında da GAC'ı büyük bir ustalıkla dünya ekonomisine yeniden entegre etmeye çalışmıştır. Mbeki'nin uyguladığı ekonomik program ve özelleştirme girişimleri ülkede önemli siyasal sıkıntılar

yaratmışsa da Mbeki döneminde GAC ekonomisi ortalama yıllık %4,5 büyüme göstermiştir. Ekonominin orta sektörleri desteklenmiş ve Siyahîleri Ekonomik Güçlendirme politikası ile siyah orta sınıf geliştirilmeye çalışılmıştır (https://www.apartheidmuseum.org/apartheid-democracy).

Eylül 2008 tarihinde Mbeki iç siyasal sebepler nedeniyle istifa ederek yerini geçici olarak Kgalema Motlanthe'ye bırakmıştır. 2009 yılında yapılan olağanüstü seçimin ardından ise, ANC'nin adayı Jacob Zuma GAC'ın devlet başkanı olarak seçilmiştir.2014 yılına gelindiğinde seçimlere yeniden adaylığını koyan Zuma, seçimlerde oyların%63'ünü alarak yeniden başkan seçilmiştir. Yolsuzluk, para aklama,vergi kaçırma ve dolandırıcılık dahil 780 suçlamayla suçlanan Zuma, 14.02.2018 tarihinde ANC'nin baskısına dayanamayarak istifa etmiştir (https://www.thesouthafrican.com/jacob-zuma-trial-what-next-updates/).

GAC Devlet Başkanı Jacob Zuma'nın istifası sonrasında ise, iktidar partisi ANC lideri Cyril Ramaphosa, 2018 yılında, ülkenin yeni devlet başkanı olarak göreve başlamıştır (https://www.dpme.gov.za/about/Pages/President-Cyril-Ramaphosa.aspx).

8 Mayıs 2019 tarihinde gerçekleşen genel seçimlerde Cyril Ramaphosa liderliğindeki ANC, GAC'daki liderliğini sürdürerek seçimlerden birinci parti olarak çıkmayı başarmıştır. Ancak, ANC'nin bu başarısı beklenilenin altında kalmıştırçünkü, uzun yıllar boyunca %60'ın üzerinde olan bir kitlenin oyunu alan ANC, bu seçimlerde %57,5 oy oranıyla tarihindeki en düşük oy oranını alarak seçimleri kazanmıştır. Bu durumun ANC'nin adının çeşitli yolsuzluk ve skandallara karışması ile ilgili olduğu düşünülmektedir. ANC bu seçimde 400 üyesi olan parlamentoda 230 koltuk kazanmıştır. ANC lideri Cyril Ramaphosa ise ülkenin yeniden devlet başkanı olarak atanmıştır(https://www.aljazeera.com/news/africa/2019/05/correct-mistakes-anc-wins-africa-election-190511132059230. html).

3.4. Gelinen Noktada Güney Afrika Cumhuriyeti'nin Mer'i Siyasi ve İdari Yapısı (Anayasal Organları)

1994 yılındaki seçimlerle demokrasiye geçiş yapan GAC'ın günümüzdeki idari yapısı anayasal bir sisteme bağlıdır. Yargı, yürütme ve yasama organlarının birbirinden ayrıldığı bir sistem oluşturan GAC'ın Apartheid dönemine ait sınırlılıkları ortadan kaldırmaya çalıştığı bir sistem meydana getirdiğini söylemek mümkündür. Bu bölümde GAC'ın Apartheid sonrası dönemi siyasi ve idari yapısı yasama, yürütme ve yargı alt başlıkları altında değerlendirilecektir.

3.4.1. Yasama organı

GAC, üç kademeli bir hükümet sistemine (ulusal, eyalet ve yargı) ve bağımsız bir yargı sistemine sahip anayasal bir demokrasi ile yönetilen bir ülke konumundadır. Ülkede ulusal, eyalet ve yerel yönetim seviyelerinin tümünün kendi alanlarında yasama ve yürütme yetkisi bulunmakta ve Anayasa'da "ayırt edici, birbirine bağımlı ve birbirleriyle ilişkili" olarak tanımlanmaktadır.

GAC'da yasama yetkisi, Parlamento tarafından kullanılmakta ve Parlamento toplantıları halka açık olarak gerçekleştirilmektedir. Parlamentonun halkın temsilcisi olarak rolü; insanlık onuru, eşitlik, ırkçılık ve cinsiyet ayrımı yapmayan, yoksulluk gibi İnsan Hakları

Beyannamesinde yer alan diğer tüm hakların değerlerine bağlılığı teşvik etmek ve anayasal zorunlulukların uygulanmasını denetlemektir. Yasama ve diğer tedbirler ile Parlamento, yargının ve diğer devlet kurumlarının bağımsızlık, tarafsızlık, erişilebilirlik ve etkinliğinin korunmasını da sağlamaktadır (South Africa Year Book, 2017/18: 2).

GAC Parlamentosu, Ulusal Meclis ve Ulusal Eyaletler Konseyi olmak üzere çift meclisten oluşmaktadır. Ulusal Meclis, beş yıllık bir süre için orantılı temsil sistemi ile halk tarafından doğrudan seçilen kişilerden oluşmakta ve anayasa gereğince halkı temsil etme görevini yerine getirmektedir. Ulusal Meclis üyelerinin sayısının 350'den az 400'den fazla olmaması gerekmektedir. Ulusal Meclis, halkı temsil etmesinin yanı sıra, devlet başkanını seçme, kanun yapma ve yürütme organını inceleme yetkisine de sahiptir (Erdem, 2015: 117-118). Ulusal Eyaletler Konseyi ise, 54 daimi üye ve 36 özel delegeden oluşmaktadır. Delegasyonun oluşması, eyalet meclisindeki partilerin göreli güçlerine göre belirlenmektedir. Ulusal Eyaletler Konseyi'nin amacı, illerin ulusal hükümet alanındaki çıkarlarını temsil etmektir. Eyaletler Konseyi; anayasa değişikliği sürecine katılmaya, eyaletleri ilgilendiren konularda kanun çıkarmaya ve Ulusal Meclis tarafından kabul edilen yasama önerilerini görüşmeye yetkilidir (Tibane, 2017: 122).

3.4.2. Kanun yapma süreci

GAC Anayasası'nın 43 (a) maddesi gereğince Parlamentodaki Hükümetin ulusal kanadı yasama yetkisine sahiptir. Bu durum, Ulusal Meclise Meclis toplantısı öncesinde bütçe kanun tasarısı haricindeki herhangi bir yasayı değerlendirme, onaylama, değiştirme veya reddetme, yasama başlatma ya da hazırlama yetkisi vermektedir (South Africa Year Book, 2017/18:4).

Ulusal Mecliste kanun önerilerinin verilebilmesi için, bir bakan, bakan yardımcısı, Ulusal Meclis komisyonu ya da üyesine ihtiyaç vardır. Ancak, sadece Bütçe Kanun Tasarısının Ulusal Meclise ilgili bakan tarafından sunulması gerekmektedir. Ulusal Meclise her türlü kanun önerisi sunulabilirken, Eyaletler Konseyine sadece eyaletleri ilgilendiren kanun önerileri Konsey üyeleri ve komisyonlar tarafından verilebilmektedir (Any. m.73). Kanun yapım süreci, kanun önerisinin eyaletleri ilgilendirip ilgilendirmemesine göre farklılık arz etmektedir (Erdem, 2015: 120).

Eyaletler ile ilgili olan kanun önerilerinin anayasaya göre, meclis tarafından görüşülüp oybirliği ile kabul edilmesi gerekmektedir. Bu tür kanun önerileri Ulusal Meclis'e de verilebilmektedir. Kanun önerisinin devlet başkanına gönderilebilmesi için, her iki Meclis tarafından oybirliği ile kabul edilmesi gerekmektedir. Fakat kanun önerisi her iki meclis tarafından kabul edilmez ve anlaşma sağlanamaz ise öneri dokuzu Eyaletler Konseyi ve dokuzu Ulusal Meclis konseyinden oluşmak üzere toplamda 18 üyeden oluşan "Uzlaşma Komisyonuna" gönderilmektedir. Bu duruma göre, bir kanun önerisinin kabul edilerek devlet başkanı tarafından imzalanıp kanunlaşabilmesi için Parlamentonun her iki kanadının da öneriyi kabul etmesi esastır. Devlet başkanı tarafından kabul edilen öneriler ise, imzalandıktan sonra Resmi Gazete'de yayımlanmaktadır. Devlet başkanının öneriyi kabul etmesi kanun önerisinin anayasaya uygun olmamasına bağlıdır. Eğer devlet başkanının bu hususta çekinceleri oluşursa, devlet başkanı kanun önerisini veto etme ve yeniden değerlendirilmek üzere Ulusal Meclise geri gönderme yetkisine sahiptir (Tibane, 2017: 126).

3.4.3. Yürütme organı

GAC'da yürütme yetkisi devlet başkanına aittir. Devlet başkanı, kabinede en yetkili kişi olarak, Bakanlar Kuruluna önderlik eder ve Ulusal Meclisin kendi üyeleri arasından beş yılda bir yapılan seçimler ile seçilir. Devlet Başkanı, Anayasa ve kanunlara uygun olarak ülkeyi ulusal birliğin çıkarlarına göre yönetmek, kanunları uygulamak, ulusal politikaları belirlemek ve uygulamak, devlet kurumlarının faaliyetlerini koordine etmek, kanun önerileri hazırlamak ve sunmak yetkisine sahiptir (Akbaş ve Gözübenli, 2007: 157). Devlet Başkanının bu yetkisini diğer kabine üyeleri ile birlikte paylaşma zorunluluğu vardır. Anayasa gereği aynı kişi en fazla iki kez Devlet başkanı olarak seçilebilmektedir. Ulusal Meclisin üçte iki çoğunlukla güvensizlik oyu vermesi durumunda devlet başkanını görevinden istifa ettirme yetkisi bulunmaktadır (Özkan, 2013: 134).

Başkanlıkta, biri kadınlardan diğeri ise, programlama, izleme ve değerlendirmeden sorumlu olmak üzere iki bakan görev almaktadır (Tibane, 2017: 124). Başkan yardımcısı ise, Ulusal Meclis üyelerinin arasından Devlet başkanı tarafından seçilmektedir. Başkan yardımcısı, devlet işlevlerinin yerine getirilmesinde Devlet başkanına yardım etme ile görevlidir (South AfricaYear Book, 2017/ 18:8).

GAC'ın kabinesi, Devlet başkanı, başkan yardımcısı ve bakanlardan oluşmaktadır. Kabinede en fazla 27 bakan bulunmakta ve Ulusal Mecliste 20 sandalye kazanan parti oyu oranında bakanlık almaya hak kazanmaktadır. Devlet başkanı, başkan yardımcısını, bakanları ve bakan yardımcılarını atamak, onlara yetki ve görevlerini vermekle sorumlu olup, onları görevden alabilme yetkisine de sahiptir. Devlet başkanı, Ulusal Meclis üyelerinden herhangi bir sayıda bakan atayabilme hakkına sahiptir ancak meclis dışından en fazla iki bakan atayabilmektedir (Erdem, 2015: 124-127).

3.4.4.Yargı organı

GAC Anayasası ülkedeki en üst kanun olup, yasama, yürütme ve tüm hukuki kurumlar için bağlayıcıdır. Anayasanın 165. bölümü uyarınca, ülkedeki yargı yetkisi mahkemelere verilmiştir. Mahkemeler bağımsızdır ve yalnızca anayasaya ve kanunlara tabidirler. Merkezi Johannesburg'da bulunan Anayasa Mahkemesi, ülkedeki en yüksek mahkeme konumundadır. Anayasa Mahkemesi; bir başkan, bir başkan yardımcısı ve dokuz üyeden oluşmaktadır. Anayasa Mahkemesinin görevi; yasama, yürütme ve yargı organlarının anayasa hükümlerine bağlılıklarını sağlamaktır. Anayasa Mahkemesinin Parlamento tarafından kabul edilen yasaları geri çevirme yetkisi mevcuttur. Ülkede ayrıca demokrasiyi güçlendirmek için Kamu Koruyucusu, İnsan Hakları, Irk Eşitliği, Genel Hesap Denetimi ve Seçim Komisyonları olmak üzere pek çok kurum da bulunmaktadır (Ekici, 2003: 58).

SONUÇ

GAC, yaklaşık olarak yirmi beş yıldır demokrasi ile yönetilen bir ülke konumundadır. Şu andaki mevcut Anayasası 1996'da hazırlanmış olup 1997 yılında tam olarak yürürlüğe girmiştir. GAC, 27 Nisan 1994'te yapılan ilk demokratik seçimlerin sonucunda demokrasiye adım atmış ve bu seçimler, Apartheid politikaları sonrasında hiçbir ırk ayrımı gözetilmeksizin, ülkedeki her bir bireyin oy kullanabileceği şekilde gerçekleştirilmiştir. GAC'ın 1994 yılından

bu yana demokratikleşmek için tarihinde büyük mücadeleler vermiş bir ülke olarak, aslında büyük yol kat ettiğini de söylemek mümkündür. Irk ayrımı politikalarının uygulandığı döneme kıyasla günümüzde GAC'da 18 yaşında olmak koşuluyla herkes hangi ırktan olduğuna bakılmaksızın seçme ve seçilme hakkına sahiptir. Çünkü günümüzde GAC, İnsan Hakları Evrensel Bildirgesi (İHEB)'ne uygun olarak hazırlanmış bir anayasaya sahip olup, bu bildirge GAC için demokrasisinin temel taşlarından biri haline gelmiştir.

GAC'ın Anayasası, İHEB çerçevesinde tüm insanların haklarını güvence altına alma, insanlık onurunun, eşitlik ve özgürlüğün demokratik değerlerini koruma gibi ilkelere bağlı olduğunu belirtmekte ve herkesin bu haklara sahip olsa da, aynı zamanda onlara saygı duyma sorumluluğu olduğu düşüncesini benimsemektedir (South Africa Year Book, 2017/18:3). Apartheid'in katı politikalarının uzun bir dönem boyunca uygulandığı, insanların kamusal ve sosyal alanlarda dahi ciddi biçimde ayrıştırıldığı bir ülke için İHEB uyarınca herkesin günümüzde eşit sayılmasını benimseyen bir Anayasaya sahip olması GAC'ın demokratik gelişiminde önemli bir adımdır.

GAC'ın demokratik yapısına bakıldığında, aslında Batı tipi demokratik bir yapıya sahip olduğu söylenebilmektedir. Çünkü GAC'da günümüz Batı tipi demokrasilerinin en önemli özelliklerinden biri olarak kabul edilen, serbest seçimle ve açık oyla seçilen bir parlamento ve temsili bir sistemin varlığı söz konusudur. Dolayısıyla halk kendisini mecliste temsil etme görevini kime vereceği hususunda özgür iradesini kullanma gücüne sahiptir. GAC'da ayrıca demokratik sistemlerin yapıtaşını oluşturan kuvvetler ayrılığı ilkesi de uygulanmaktadır. GAC'da kuvvetler ayrılığı ilkesi çerçevesinde, yargı gücünün Anayasa Mahkemesi tarafından yönetilmesi ve ülkede bu mahkemenin en üst merci olarak kabul edilmesi bu noktada önem arz etmektedir. Çünkü demokratik sistemlerde yargı gücünün bağımsız kurumlar tarafından temsil edilip uygulanması, yürütme ve yasama organlarının da kanun ve kurallara uygun bir şekilde yönetilmesi anlamına gelmektedir.

GAC'da devlet başkanı seçimi de demokrasi bakımından önemli bir başarıdır. Devlet başkanı demokratik bir platformda gerçekleşen seçimlerle halk tarafından seçilerek hükümeti yönetmekte ve kanunlara uygun olarak görevini sürdürmektedir. Devlet başkanının birçok yetkisi ve görevi bulunmakla birlikte, yetki ve görevlerini kabine ile birlikte uygulama zorunluluğu bulunmaktadır. Totaliter rejimlerin aksine, GAC'da devlet başkanının sınırsız yetkisi bulunmamakta ve Devlet başkanı güvensizlik ve suçlama yoluyla Ulusal Meclis tarafından düşürülebilmektedir. Devlet başkanının yetkilerinin bu şekilde sınırlandırılması, GAC'da vatandaşların hak ve özgürlüklerinin demokratik açıdan korunduğunu da gösterir niteliktedir.

GAC 1994 yılından itibaren demokrasi ile yönetilen bir ülke olmasına rağmen, ülkede sosyal ve ekonomik olmak üzere birtakım büyük sorunlar da bulunmaktadır. Özellikle Apartheid döneminden GAC'a miras olarak kalan gelir eşitsizliği bu sorunların en önemlilerinin arasında yer almaktadır. Aparheid döneminde çıkarılan bazı kanunlar ile beyaz azınlıklara ekonomik olarak ayrıcalıkların tanınması sonucu beyazların toplumda zengin bir sınıf oluşturması ve dolayısıyla siyahîlerin ekonomiden uzaklaştırılması bu durumun en büyük nedeni olarak kabul edilmektedir. Günümüzde GAC'da bu gelir eşitsizliğinin izleri hala çarpıcı bir şekilde görülmektedir. Ülkedeki gelir dağılımına bakıldığında, ülkenin en

zenginlerinin beyazlardan, fakir kesiminin %85'inden fazlasının ise siyahîlerden oluştuğu belirtilmektedir (Venter, 2001:5).Çok genel bir ifade olarak, GAC'ın demokrasisini olgunlaştırmaktaki en büyük sorununun gelir dağılımı adaletsizliği olduğu söylenebilir. GAC'daki bu gelir dağılımındaki uçurum ülkenin yerleşim alanlarında da kendini göstermektedir. Ülkedeki fakir olan kesimi oluşturan siyahîlerin çoğunluğu kırsal kesimde yaşamakta ve bu bölgelerdeki alt yapı çalışmaları yetersiz bırakılmaktadır. Ekonomik aktivitelerin çoğunluğu ise Johannesburg, Cape Town gibi ülkenin önemli şehirlerinde uygulanmakta ve ülke yatırımları özellikle bu şehirlerin alt yapıları için harcanmaktadır. Bu noktadan bakıldığında ülkenin bir kısmının gelişmemiş kasaba ve köylerden, diğer bir kısmının ise göz alıcı bir şekilde yapılanmış şehirlerden oluştuğunu söylemek yerindedir (Schoeman, 2001:323).

GAC'ın diğer önemli sorunlarından biri de ülkede gün be gün büyüyen işsizlik oranıdır. Ülkede işsiz nüfusun çoğunluğu kalifiye olmayan işlerde çalışmaktadır(Anwireng-Obeng, 1996:129). Bu durum demokrasi ile yönetilen ülkelerin refah düzeylerine bakıldığında GAC için olumsuz bir imaj sergilemektedir. Ülkenin kırsal kesiminde yaşayan özellikle kadın nüfusun işsizlik oranının %60 oranına yaklaşması bu noktada ülkede istihdam politikalılarının yeterli ölçüde etkili olmadığını gösterir niteliktedir. Natrass (1998)'a göre GAC işsizlik açısından gelişmekte olan ekonomiler arasında en üst sıralarda yer almaktadır.

GAC'ın ekonomik ve siyasi açıdan bakıldığında demokratik bir siyasi sistemin özellikleri ile bağdaştırılamayacak bir sorunu da yolsuzluktur. Ülkenin kamu kurum ve kuruluşlarında yolsuzluk yapıldığına dair pek çok haber medya tarafından yapılmaktadır (Lodge, 1999: 59). Özellikle ülkenin yakın geçmişine bakıldığında, ülkenin eski Devlet Başkanı Jacob Zuma'nın yolsuzluk, para aklama, vergi kaçırma ve dolandırıcılık dahil 780 suçlamayla yargılanması bu duruma örnek teşkil etmektedir. Ancak Zuma'nın Ulusal Meclis tarafından istifa etmeye zorlanması, ülkede Devlet Başkanının yetkilerinin sınırlandırılması ve hukuka uygun olmayan davranışları sonucunda düşürülmesi ilkesinin GAC'da düzenli bir şekilde uygulanabildiğini de kanıtlar niteliktedir.

Günümüzde GAC'da belki de en büyük sorun sağlık alanındadır ve İnsan Bağışıklık Yetmezliği Virüsü (Human Immuno Deficiency Virus: HIV)'nün neden olduğu Kazanılmış Bağışıklık Yetersizliği Sendromu (AcquiredImmune Deficiency Syndrome: AIDS)'tir. Ülke yeni HIV enfeksiyonlarını durdurmak ve AIDS kaynaklı ölümleri önlemek için daha fazla çaba göstermeye çalışmaktadır. GAC'da yaşayan her beş kişiden birisi HIV ya da AIDS virüsü taşımaktadır. Her gün 1500 kişinin HIV virüsünü kaptığı ise bilinen bir gerçektir. Mart 2017'de, ülke "Eylemlerimiz Sayılsın" sloganıyla HIV, Cinsel Yolla Bulaşan Enfeksiyonlar ve Tüberküloz (2017-2022) hakkındaki üçüncü beş yıllık Ulusal Stratejik Planını (NSP) başlatmıştır. Ülke başlattığı bu plan doğrultusunda, HIV enfeksiyonlarını %63 oranında azaltmayı hedeflemektedir. 2016 yılında GAC'da 270 bin HIV vakası görülmüştür. Ülke, 2022 yılına kadar bu sayıyı 100 bin kişiye düşüreceğini öngörmektedir (Tibane, 2017: 215).

Henüz 25 yıllık genç bir Cumhuriyet olan GAC'ın demokratikleşme yolunda attığı en önemli adım Ulusal Kalkınma Planı (National Development Plan) olarak adlandırdığı ve ülkenin 2030 yılına kadar hedeflerine ulaşmayı öngördüğü sosyo-ekonomik gelişim projesidir.Devlet bu projeyle ülke 2030 yılına kadar:

-Hane halkı geliri aylık 419 Rand[1]'dan az olan ve ülkenin %39'unu oluşturan kesimin oranını %0'a azaltarak yoksulluğu ve gelir eşitsizliğini ortadan kaldırmayı,

-2010 yılında 13 milyon olan istihdamın 2030 yılına kadar 24 milyona çıkarılmasını,

-Ülkedeki varlıkların mülkiyetini tarihsel olarak dezavantajlı gruplar tarafından genişletmeyi,

-Tüm çocukların en az iki yıl okul öncesi eğitim almasını ve 3. sınıfta tüm çocukların okuyabilmelerini ve yazabilmelerini sağlamayı,

-Sağlık hizmetlerine ekonomik (uygun fiyatlı) erişim sağlamayı,

-Güvenli toplu taşıma hizmetleri sağlamayı, hedeflemektedir (South Africa Year Book, 2017/18:8).

GAC'ın Ulusal Kalkınma Planı'yla hedefinin, ülkenin ülkede var olan sorunları çözmek ve demokratikleşme yolunda yavaş ama sağlam adımlarla ilerlemek olduğunu söylemek mümkündür GAC bu planla, 2030 yılında dünyanın gelişmiş ve müreffeh ülkeleri arasında yer almayı hedeflemektedir. Günümüzdeki mevcut koşullarıyla şu an için tam olarak demokratik olarak adlandırılamayacak olan GAC'ın uluslararası sistemde en azından umut vaat eden ülkeler arasında olduğu dadüşünülmektedir.

GAC'da yüzyıla yakın bir süre süren ırkçı ayrılıkçı rejimin 1990'lara kadar sürmesi büyük bir insanlık ayıbıdır. Uluslararası camianın uyguladığı yaptırımlar rejimi insanlık suçu uygulamalarından vazgeçirememiştir. Büyük bir insanlık onuru mücadelesinden sonra Apartehid rejiminin sona ermesi; yeryüzünde hiçbir zulmün ve baskının baki ol(a)mayacağı gerçeğinin ortaya çıkması bakımından ümit verici bir gelişmedir.

KAYNAKLAR

Akbaş, H. ve Gözübenli, M. (2007). "Güney Afrika Polis Teşkilatı", *Turkish Journal Of Police Studies,*Vol: 9 (1-4).

Alden, C. (1996). *Apartheid'sLastStand, The Rise And Fall of The South African Security State,*London: Palgraand Macmillan.

Ahwireng-Obeng, F. (1996). "TheState of South African Political Economy," Adedeji, A.(Ed.), *South Africa And Africa: Withinor Apart?* İçinde, Cape Town: Sadri Books.

Aras, O.N. (2004). "Demokrasiye Geçişinin 10. Yılında Mandela'nın Ülkesi Güney Afrika (Mandela's Country in the 10th Year of the Democracy Movement: South Africa)", *2023 Strateji Dergisi*, January, pp:76-79.

[1] Rand; Güney Afrika Cumhuriyeti, Lesotho ve Namibya'da kullanılan Güney Afrika Cumhuriyeti para birimidir.Kısaltılmışı R olarak gösterilen Rand 14 Feb 1961 tarihinde piyasaya sürülmüştür. Rand için 6 madeni para bulunur (10c , 20c , 50c , R1 , R2 ve R5) ve 5 kağıt para bulunur (R10 , R20 , R50 , R100 ve R200) bulunmaktadır. 31 Ocak 2020 itibarıyla 100 Rand 39,86 TL'dir (https://www.mataf.net/tr/currency/converter-ZAR)

Becker, P. And Raveloson, J.A. (2008). "What Is Democracy?" Realizedby*Kmf-Cnoe& Nova Stella,*Antananarivo, in September.

Clark,N. L. And Worger, W.H. (2013). *The Rise and Fall of Apartheid*, New York: Routledge.

DAİB. (2016). Orta Anadolu İhracatçı Birlikleri, *Güney Afrika Cumhuriyeti Ülke Raporu*, Ağustos.

DEİK. (2018). Dış Ekonomik İlişkiler Kurulu (Foreign Economic Relations Board), *Güney Afrika Ülke Bülteni*, Ankara.

Dıamond, L. ve Plattner, M. F.(1995). *Demokrasinin Küresel Yükselişi*, (Çev: Türk Demokrasi Vakfı), içinde: Mark F. Plattner, "Demokrasi Anı", Ankara: Yetkin Yayınları.

Ekici, B. (2003). *Güney Afrika*, Koraltay Nitas (Ed.) "Yirmi Birinci Yüzyılda Yönetim", İçişleri Bakanlığı Strateji Merkezi Başkanlığı, Ankara, ss. 47-66.

Güven, G. (1995)."Ortaklaşmacı Demokrasi ve Güney Afrika Cumhuriyeti", *Ankara Üniversitesi Sosyal Bilimler Enstitüsü Kamu Hukuku Anabilim Dalı (Yayımlanmış Yüksek Lisans Tezi)*, Ankara.

Hamıll, J. ve Spence, J.E. (1994). "South Africa's Watershed Election", *The World Today*, Vol: 50, No:7, pp:128-132.

Kaya, H.Y. (2015). *Karşılaştırmalı Hükümet Sistemleri: Parlamenter Sistem (Almanya, Güney Afrika, Hindistan, İngiltere, İtalya Ve Japonya Örnekleri)*, TBMM Araştırma Merkezi Yayınları, Ankara, İçinde (ERDEM, K. "Parlamenter Sistem Ve Hâkim Parti Olgusu: Güney Afrika Örneği").

Klug, H. (2010). *The Constitution of South Africa: A Contexual Analysis*, Oxford: Hart Publishing.

Kuzu, B. (1992). "Demokrasi-Resmi İdeoloji-Sivil Toplum", *Ankara Üniversitesi SBF Dergisi*, Sayı:1, Cilt:47.

Lodge, T. (2002). *Politics in South Africa (From Mandela toMbeki),*Cape Town: New Africa Books Ltd.

Malan, R. (1997). *The Essential, Steve Biko,* Cape Town: David Philip Publishers,.

Mınty, A.S. (1993). "South Africa From Apartheid to Democracy", *Sage Journals*, Vol:24, Issue 1, pp:69-83.

Natrass, N. (1998). "Growth, Employment and EconomicPolicy in South Africa: A Critical Review", *CdeFocus*No. 2, Johannesburg.

Özkan, M. (2013). "Afrika: Güney Afrika Örneği," Birol Akgün (ed.), *Anadolu Üniversitesi Web-ofset*, Eskişehir.

Schmıtter, P.C ve Karl, T.L. (1991). *Demokrasi Nedir ve Ne Degildir*. (Çev. Eralp Yalçın), Yeni Forum, Aralık, ss. 24.

Schoeman, M. (2001). "South Africa's Political Economy in A Global Context", Venter, A. (Ed.), *Government and Politics in the New South Africa* içinde: Van Schaik Publishers, Pretoria.

South Afrıca Year Book. (2017/18). Government Systems, https://www.gcis.gov.za/sites/default/files/docs/resourcecentre/yearbook/11-Government Systems 2018.pdf, (Erişim Tarihi: 03.03.2019).

Sönmezoğlu, F. (2017). *Uluslararası İlişkiler Sözlüğü*, İstanbul: Der.

STAT, SA. (2018)."Statistics South Africa's Mid-year Population Estimates," Published by Statistics South Africa, Pretoria.

Tıbane, E. (2017). *Pocket Guide to South Africa 2016/17*, Government Communications (GCIS), 14th edition, Pretoria.

Tural, N. (2012). Güney Afrika'da neler olmuştu-1, https://t24.com.tr/haber/guney-afrikada-neler-olmustu-1,219930, (Erişim Tarihi: 10.01. 2020)

Türk Ansiklopedisi (1966).*M.E.B. Devlet Kitapları*, Cilt:13, Ankara: Milli Eğitim Basımevi.

Venter, A.J. (1974). *Coloured, A Profile Of Two Million South Africans,* Cape Town: Human &Rousseau.

İNTERNET TABANLI KAYNAKLAR

Black Economic Empowerment: http://www.dti.gov.za/economic_empowerment/bee.jsp, (Erişim Tarihi: 25.11.2018).

http://www.cografya.gen.tr/siyasi/devletler/guney-afrika-cumhuriyeti.htm,

(Erişim Tarihi: 05.03.2019).

https://www.thedti.gov.za/, (Erişim Tarihi: 01.03.2019).

https://www.apartheidmuseum.org/apartheid-democracy, (Erişim Tarihi:10.03.2019).

https://www.thesouthafrican.com/jacob-zuma-trial-what-next-updates/,

(Erişim Tarihi:20.03.2019).

https://www.dpme.gov.za/about/Pages/President-Cyril-Ramaphosa.aspx,

(Erişim Tarihi:15.03.2019).

https://www.aljazeera.com/news/africa/2019/05/correct-mistakes-anc-wins-africa-election-190511132059230.html, (Erişim Tarihi: 12.05.2019).

https://www.mataf.net/tr/currency/converter-ZAR, (Erişim Tarihi: 31.01.2020).

FEMİNİZM VE KADIN HAKLARI ALANINDA BÜYÜK DEĞİŞİM: RUANDA ÖRNEĞİ

Doç. Dr. Mustafa Hatipler
ORCID: 0000-0002-2090-3042
Trakya Ünviversitesi
Gülden İrem Kazel
ORCID:0000-0001-5734-3598
Trakya Ünversitesi

Özet
Sanayi Devrimi sonrasında yaşananların derin etkisiyle o dönemden günümüze kadar gelinen süreçte çeşitli kadın hareketleri ortaya çıkmıştır. Bu kadın hareketlerinin ortak noktasının, ezilen ve ucuz emek haline dönüştürülen kadınların yeniden "insan" statüsü kazanması amacına matuf olduğu açıktır. Bu kadın hareketleri genel olarak erkek karşıtı olarak algılanmış olsa da asıl mesele, erkek karşıtlığı değil, insan olmaktır. Genel anlamda bu hareketlerin tümü feminizm olarak adlandırılabilir.
Özellikle uluslararası sistemde erkek egemen görüşün yoğun olduğunu ve kadınların görmezden gelindiğini savunan feminizm, bu noktada en çok uluslararası sistemin hakim görüşü olan realizmi eleştirmiş ve ataerkil toplumdaki kadın kimliğini sorgulamaya başlamıştır. Sosyoloji, ekonomi, siyaset bilimi, sosyal politika ve uluslararası ilişkiler alanlarının da ilgi aşanına giren bu hareketlerin temelinde yatan düşüncenin, kadın haklarının korunması ve toplumsal cinsiyet eşitliğinin sağlanması olarak ifade etmek mümkündür. Gelinen noktada, uluslararası sistemdeki güvenlik algısının değişmesi ve birey güvenliğine odaklanması, devletlerin bu hususta yeni ve kapsamlı sosyal politika uygulamalarına ihtiyacını arttırmıştır.

Son yüzyıl içinde, dünyada kadın haklarıyla ilgili en önemli gelişmeler, öncesinde soykırımdan büyük bir toplumsal yara almış olan Ruanda'da yaşanmıştır. Etkisi tüm dünyaya yayılan Ruanda'da yaşanan soykırım sonrasında, ülkedeki kadın ve erkek nüfus oranı değişmiş ve yerini kadınların çoğunlukta olduğu bir toplum biçimine bırakmıştır. Öyle ki soykırım öncesinde kadınların görmezden gelindiği ülkede, soykırımın ardından, kadınlara öncelik veren kapsamlı sosyal politikalar hayata geçirilmiş ve kadınlar siyaset, ekonomi ve kamusal alanda söz sahibi olmaya başlamışlardır. Bu süreç kadınların erkeklerin yerini almasına neden olmuştur. Bunun sonucunda örneğin Ruanda parlamentosundaki kadın temsilci sayısı dünyada en üst sırayı almıştır.

Bu küçük çalışmada, önce tarihsel süreci ile feminizm ele alınmıştır. Ardından feminizmin uluslararası ilişkiler ve sosyal politikadaki yeri irdelenmiştir. Çalışmanın son kısmında yukarıda ele alınan bakış açısıyla Ruanda incelenmiştir. Çalışmada özellikle Ruanda'nın seçilmesi, Ruanda'nın soykırım sonrasında, kadın hakları konusunda, gönüllü ya da zorunlu sosyal politika uygulamalarının başarı sonuçlar vermiş olmasıdır. Bu sonuçların tüm dünyaya

örnek olmasının ve kadın hakları konusunda mücadelenin yerini uzlaşma ve karşılıklı saygıya bırakmasının, dünyada yaşanan birçok toplumsal sorunu çözeceği düşünülmektedir.

Anahtar Kelimeler: Feminizm, Ruanda, Uluslar arası İlişkiler, Sosyal Politika

Abstract

With the profound impact of what happened after the Industrial Revolution, various women's movements have emerged from that period mentioned, till today. It is clear that the common point of these women's movements is to aim at women, who have been oppressed and turned into cheap labor, to regain “human” status. Although these women's movements are generally perceived as anti-males, the main thing is not to be anti-males but to be human. In general terms, all these movements can be called feminism.

Especially in the international system, feminism, which advocates that the male dominant view is intense and women are ignored, criticized the realism which is the dominant view of the international system at this point and started to question the identity of women in the patriarchal society. It is possible to express the idea underlying these movements, which are also of interest in sociology, economy, political science, social policy and international relations, as the protection of women's rights and ensuring gender equality. At this point, with the changing the perception of security in the international system and focusing on individual security has increased the need of governments for new and comprehensive social policy practices in this regard.

In the last century, the most important developments related to women's rights in the world have taken place in Rwanda, which had previously suffered a massive social wound from genocide. After the genocide in Rwanda, the effect of which has spread all over the world, the ratio of women and men in the country has changed and has been replaced by a society where women are the majority. So much so that in the country where women were ignored before the genocide, after the genocide, comprehensive social policies that gave priority to women were implemented and women started to have a voice in politics, economy and public sphere. This process caused women to replace men. As a result, the number of female representatives in the Rwandan parliament, for example, ranked top in the world.

In this small-scale study, feminism was first discussed with its historical process. Then, the place of feminism in international relations and social policy was examined. In the last part of the study, Rwanda was examined from the point of view discussed above. In particular, the selection of Rwanda in the study is that Rwanda's voluntary or compulsory social policy practices on women's rights have achieved success after the genocide. In particular, the selection of Rwanda in the study is related to Rwanda's voluntary or compulsory social policy practices on women's rights have achieved success after the genocide. It is thought that the fact that these results are a model to the whole world and that the struggle on women's rights has been replaced by reconciliation and mutual respect will solve many social problems in the world.

Keywords: Feminism, Rwanda, International Relations, Social Policy

GİRİŞ

Soğuk Savaşın sona ermesi ile birlikte artık geleneksel olarak kabul edilen ve sadece askeri, ekonomik konulara odaklanan güvenlik anlayışı güvenlik kavramının genişletilmesi üzerinde yoğunlaşmış ve güvenlik birey düzlemine kadar indirilmiştir. Bu noktada uluslararası ilişkiler disiplininin ana akımı olarak kabul edilen Realizm eleştirilere maruz kalmış ve böylelikle eleştirel teoriler meydana çıkmıştır. Eleştirel teoriler içinde yer alan Feminizm, bu çalışmanın ana temasını oluşturmaktadır. Kimin güvenliği sorusuna cevap arayan feminizm, özellikle kadınların güvenliğini odak noktasına almış ve uluslararası sistemin maskulen özelliklere sahip olduğu noktasında realizmi eleştirmiştir.

Kadın haklarının, cinsiyet eşitliğinin, kadınların barışı sağlamada önemli bir unsur olduğunun ve kadınların cinsel istismara (özellikle savaşlarda) maruz kaldığının altını çizen bu düşünce, kadınların uluslararası sistemde alçak politika unsuru kabul edildiğini ve sürekli korunan taraf olduğunu iddia etmiştir. Gelinen noktada kadınların devlet yönetimi dahil olmak üzere pek çok sosyal alanda öncelikli konumda olmaları gerektiğini belirten düşünce, çalışmanın örnek olayı ile bağdaştırılmasında önem arz etmektedir.

Bu kısa çalışmada, bu düşüncelerden hareketle, önce bir teori olarak feminizm ve feminizmin tarihsel arka planı, perspektifleri ele alınmıştır. Sonrasında, feminist düşünce ile açıklanabilecek önemli bir konu olan Ruanda soykırımı incelenmiştir. En sonunda da Ruanda'da kadınların konumu değerlendirilmiştir. Ruanda'nın bu örnek olay incelemesindeki özelliği; ilkin soykırımda kadınların maruz kaldığı şiddetin ve cinsel istismarın feminizmin kadın hakları açısından eleştirdiği en can alıcı noktası olması, sonrasında ise, Ruanda'da tüm dünyaya örnek olarak adlandırılabilecek olan Toplumsal Cinsiyet Eşitliği'ne dayanan Anayasa'nın feminizmin kadınlar için öngördüğü yaşam şartlarına tam anlamıyla olmasa da oldukça uygun olmasıdır.

1. FEMİNİZMİN TARİHSEL GELİŞİMİ ve PERSPEKTİFLERİ

Feminizm, toplumların erkek bakış açısına öncelik verdikleri ve kadınların bu toplumlar içinde haksız muamele gördüğü tutumunu içermektedir (Gamble, 2006). Feminizmi, toplumsal cinsiyet kalıp yargılarıyla savaşmanın ve kadınlar ve erkekler için eşit olan sosyal haklar ve fırsatlar oluşturmayı amaçlayan değişim çabalarının tümü olarak ifade etmek mümkündür.

1.1.Genel Olarak Feminizm

Feminizm, cinsiyet eşitsizliği, kadınların sosyal rollerini, deneyimlerini, ilgi alanlarını ve antropoloji, sosyoloji, iletişim, psikanaliz, politika, ev ekonomisi, edebiyat ve felsefe gibi çeşitli alanlardaki hareketlerini inceleyen bir teoridir. Feminizmin temel düşüncesi, erkeklerin ve kadınların politik, ekonomik ve sosyal olarak eşit olması gerektiği üzerine şekillenmektedir (www.merriam-webster.com).

Feminizm, çok yaygın ve karmaşık bir teoridir, birçok feminist teorisyenin üzerinde durduğu fikirler birbirleri ile örtüşmemektedir. Feminizm ve feminist hareketle ile ilgili üzerinde ittifak edilmiş olan konular olarak dört husus kabul edilmektedir(study.com/academy). Bu hususlar:

1.Eşitliği artırmak için çalışmak: Feministler, toplumsal cinsiyet eşitliği bilincini artırmak ve toplumdaki politik, ekonomik ve sosyal eşitsizliklere karşı mücadele etmek için daha fazla eylemde bulunmak istemektedirler.

2.İnsani seçim haklarını genişletmek: Feministlere göre, hem erkekler hem de kadınlar ilgilerini, isteklerini ve yeteneklerini geliştirmekte özgür olmalıdırlar. Böylece her iki cinsiyet için de fırsat eşitliği ilkesini savunmaktadırlar.

3.Cinsiyet tabakalaşmasını ortadan kaldırmak: Feministler, sosyal ve ekonomik alanlarda cinsiyet eşitsizliği yaratan kültürel ve geleneksel normlara ve yasalara karşı çıkmaktadırlar.

4.Cinsel şiddete son vermek ve cinsel özgürlüğü teşvik etmek: Feminist düşünürlere göre, kadınlar tarihin başından beri fiziksel olarak acı ve şiddete maruz kalmaktadırlar. Bu nedenle feministler, kadınların herhangi bir erkeğin izni ve tehdidi olmadan cinselliklerini kontrol etmeleri gerektiğini savunmaktadırlar.

1.2. Feminizmin Tarihsel Süreci

Feminizm doğmasına sebep olan ve kadınların toplum içindeki statüsünü ve rollerini genişletmek isteyen yaklaşımlar XVII. yüzyılda Marie Le Jarsde Gournay'ın kadın ve erkeğin eşit haklara sahip olmasını vurguladığı proto-feminist yazılarıyla meydana çıkmıştır (Conley, 2010). Fakat bir hareket olarak feminizmin varlığını hissettirmesi XVIII. yüzyılın sonlarına doğru İngiltere'de başladığı görülmektedir. 1792 yılında *Mary Wollstonecraft* tarafından yayımlanan *"A Vindicationof the Rights of Woman"* isimli eser, bu hususta kaleme alınan en önemli eser olarak kabul edilmektedir. *Wollstonecraft,* bu eserinde toplumsal olarak kadının yegâne görevinin ve amacının sadece eşine hizmet etmek olarak empoze edilmesi kadının kendini gerçekleştirmesinde bir engel oluşturmakta ve kadınlar bu yüzden köle olarak kalmaya mahkum edildikleri için kadınların eğitilmesinin feminist gündemin en önemli konusu olduğunu vurgulamıştır (Witt, 2012).

Feminizm XIX. yüzyılın sonları ve XX. yüzyılın başlarında daha fazla ivme kazanmıştır. Modern Batı feminist hareketleri olarak adlandırılan bu süreç, geleneksel olarak üç zaman dilimine veya "dalgalara" ayrılmıştır. Bu dalgaların her biri önceki ilerlemeye dayalı olarak biraz farklı amaçlara sahiptir (Humm, 1990: 251). Bu üç dalgadan sonra ortaya çıkan dördüncü dalga da vardır. Bu süreç ve dalgalar şu şekildedir:

Birinci Dalga: Batı dünyasında XIX. ve XX. yüzyılın başlarında meydana gelen feminist faaliyet ve düşünce dönemi olmuştur. Öncelikli olarak kadınların oy kullanma hakkı kazanmaya yönelik sorunlarına ve yasal eşitsizliğe dayanan konulara odaklanmıştır (Astrid, 2004: 58). Bu süreç, başlangıçtan 1960'lara kadar uzanan süreç olarak kabul edilebilir.

İkinci Dalga (1960-1980): İkinci dalga feminizm, 1960'lı yılların başında Amerika Birleşik Devletleri'nde başlayan ve yaklaşık yirmi yıl süren feminist hareketleri ve düşünce dönemiydi. Bu dönemde feminist dalga, kadınların sadece oy verme hakkını elde etmelerini

değil, bu haktan daha fazlasını isteyerek bakış açılarını genişletmiş ve Batı dünyasına hızla yayılmıştır. Birinci dalga feminizm temel olarak oy hakkı ve toplumsal cinsiyet eşitliğine (örneğin oy hakları ve mülkiyet hakları) karşı yasal engelleri tersine çevirmeye odaklanırken, ikinci dalga feminizmi tartışmayı daha geniş bir konu yelpazesini içerecek şekilde genişletmiştir. Bu konular: cinsellik, aile, işyeri, üreme hakları, fiili eşitsizlikler ve resmi yasal eşitsizlikler üzerine olmuştur (www.britannica.com).

Üçüncü Dalga (1990-2000): Feminizmde üçüncü dalga, 1990'ların başında Amerika Birleşik Devletleri (ABD)'nde başlayan ve 2010'larda dördüncü dalganın yükselişine kadar devam eden feminist hareketin tekrarıdır. 1960'larda ve 1970'lerde X kuşağının üyeleri olarak doğan ve ikinci dalganın sivil haklar geliştirmesine çakılıp kalırken, üçüncü dalga feministler, bireyciliği ve çeşitliliği benimsemiş ve feminist olmanın ne demek olduğunu yeniden tanımlamaya çalışmışlardır (Evans, 2015: 22). Üçüncü dalga feminizmde kadınların birçok renk, etnik köken, milliyet, din ve kültürel geçmişe sahip olduğunun farkına varılmasına odaklanılmış ve cinsiyet eşitliği dahil olmak üzere cinsel tacize karşı müdahale ve iktidarda kadınların sayılarını arttırma hususlarında çalışmalar yapılmıştır (www.vox.com).

Dördüncü Dalga (2000 ve sonrası): Dördüncü dalga feminizm, 2013 yılında başlayan kadın hareketleri olarak feminizmin bir aşaması olup, kadınların güçlendirilmesi ve internet araçlarının kullanımı üzerine odaklanmaktadır (Constance, 2018). Feminizmin birinci ve ikinci dalgaları, kadınlara daha fazla özgürlük, bireysellik ve sosyal hareketlilik verilmesi için mücadele etmiş ve bu mücadeleden büyük kazanımlarla çıkmıştır. Dördüncü dalga ise, kadınların toplumda gördükleri baskıya ve marjinalleşmesine neden olan sorunlu toplumsal cinsiyet normlarına, kesişme güçleri, birbirine bağlı güç sistemleri ve bunların, eşit çalışma ve ücret talep etmek üzere geleneksel olarak marjinal grupların tabakalaşmasına nasıl katkıda bulunduğuna odaklanan üçüncü dalga feminizminin gündemini de ele almaktadır (Munro, 2013: 22-25).

Dördüncü dalga feministler ayrıca, daha önceki feministler gibi, bu grupların siyasette ve iş dünyasında daha fazla temsil edilmesini savunmaya devam etmekte ve eğer politikalar ve uygulamalar tüm insanların bakış açıları ile bütünleşirse, toplumun daha adil olacağını savunmaktadırlar (Munro, 2013: 22-25).

Dördüncü dalga feministler için önemli olan bir diğer husus ise, ayrıca, kız çocukları ve kadınlar için kazanmaya çalışılan eşit fırsatların, cinsiyet normlarının üstesinden gelmek için erkek çocuklarına ve yetişkin erkeklere de uzanması gerektiğini savunmalarıdır. Örneğin, duygu ve düşüncelerini özgürce ifade etmek, kendilerini istedikleri gibi fiziksel olarak tanımlamak ve çocuklarına ebeveyn olarak angaje olabilmek bu hususların başında gelmektedir (Chamberlain, 2017). Bunun yanı sıra dördüncü dalga feministler, işbirliği yapmak, harekete geçmek, kadınların güçlenmesini istemek için güç istismarcılarına karşı seslerini duyurmak ve de saldırı ve tacize karşı bedensel özerklik istekleri için adalet arayışlarında çağdaş yayın kuruluşlarını, sosyal medyayı ve internet kaynaklarını yaygın bir biçimde kullanmaktadırlar (Philips ve Cree, 2014). Örneğin, 2012 yılında Londra'da çoğunluğu yetkililere bildirilmeyen toplu taşıma araçlarındaki taciz ve saldırılar hakkında sosyal medya üzerinden 6.000 hikâye paylaşılmış ve bu paylaşımlar 2.000 polis memurunu eğitmek ve bir kamuoyu bilinçlendirme kampanyası oluşturmak için kullanılmıştır. Gelinen

noktada, bu paylaşımlar neticesinde Londra'da toplu taşıma araçlarındaki taciz ve saldırı olaylarının sayısı azalmış ve sosyal medyanın öneminin azımsanmayacak derecede büyük olduğu gözler önüne serilmiştir (Cochrane, 2013).

1.3. Feminizm ve Ataerkillik

Feminizmin, tepkisel çıkışında var olan ataerkillik, erkekler tarafından kurulan ve yönetilen bir toplumsal düzendir. Ataerkil düzende, erkekler birincil gücü elinde tutarlar ve sosyal yaşamı hakim ve tamamen kontrol ederler. Örneğin, baba figürü ailenin çekirdeği olarak geleneksel bir ailede çocuklar ve kadınlar üzerinde mutlak bir otoriteye sahiptir. Dolayısıyla bu durum doğrudan toplumsal düzeni yansıtır ve düzeni erkek üstünlüğü ilkesine göre şekillendirir. Her ne kadar yasalarda yazılı eşit haklar olsa da, uygulamada, ataerkil düzen nedeniyle toplum eşit değildir (Lockard, 2007: 111–114).

Feminizm, ataerkilliğe karşı kadın hareketi mücadelesi olarak, her türlü toplumsal cinsiyet eşitsizliğine karşı savaşmaktadır. Ancak birçok feminist, toplum sorunlarına farklı çözümler bulmak için farklı pencerelerden bakmaktadır.Böylece feminist ideoloji bu sorunlarına farklı tanımlamalar yapabilmektedir.

Bütün bunların yanında feminizm ile ilgili her tanım ve değerlendirmenin, ideolojilerin, tarihin, kültürün ve inançların önceliklerine ve anahtar kavramlarına bağlı olduğu unutulmamalıdır. Dolayısıyla feminizmi kendi içinde Radikal Feminizm, Liberal Feminizm, Sosyalist Feminizm, Kültürel Feminizm ve Ekofeminizm olmak üzere beş farklı alanda incelenmek gerekmektedir (Dilber, 2014: 170-172).

1.4. Farklı Bakış Açıları Işığında Feminizm

Feminizmin birden çok bakış açısıyla değerlendirilmesi bir tenakuzun ifade değildir. Buradaki farklılık, değerlendirme açısındaki farklılıkların tezahürüdür. Bu anlamda feminizmi, Radikal Feminizm, Liberal Feminizm, Sosyalist Feminizm, Marksist Feminizm, Kültürel Feminizm ve Ekofeminizm başlıkları altında ele almak mümkündür.

1.4.1. Radikal Feminizm

Radikal Feminizm bakış açısı; feminizmin, erkeklerin üstün olarak görüldüğü bir toplumun radikal olarak yeniden düzenlenmesini ve toplumsal cinsiyet eşitsizliğinin tüm sosyal ve ekonomik bağlamda ortadan kaldırılmasının gerektiği düşüncesini benimseyen bir bakış açısıyla değerlendirilmesidir (Willis, 1984: 91-118). Jeffreys (2013)'e göre, radikal feminist teorisyenler, cinsiyeti biraz daha esnek hale getirmeye değil, onu ortadan kaldırmaya çalışmakta ve bu şekilde cinsiyet karşıtları olarak erkek egemenliğinin çerçevesinin ve mantıksal olarak gerekçelerinin anlaşılmasını sağlamaktadırlar.

Radikal feminist yaklaşımda, erkeklik, erkek egemen sınıfın davranışı, kadınlık ise alt sınıfın davranışıdır. Böylece cinsiyet, feminizmin yaratmayı hedeflediği eşitlikçi gelecekte bir yere sahip olamaz (Jeffreys, 2013). Radikal feministler, hem erkekleri hem de kadınları toplumun kendilerine dayattığı katı cinsiyet rollerinden kurtarmak istemektedir. Baskıyı yaratan bu cinsiyet-cinsellik sistemidir ve radikal feministlerin misyonu bu sistemi mümkün olan her şekilde devirmektir. Bazen radikal feministler, erkeklere, ataerkilliğe ve onları katı toplumsal

rollerle sınırlandıran cinsiyet sistemine karşı bir savaş başlatmaları gerektiğine de inanmaktadırlar. Bu teorisyenler ayrıca ataerkilliği tümüyle reddettikleri gibi bazı durumlarda erkekleri de reddetmektedirler (www.yorku.com).

1.4.2. Liberal Feminizm

Feminizmin bu perspektifi temel olarak feminist teorinin bireyci biçimi olarak tanımlanabilmektedir. Liberal feministler, toplumun doğadan dolayı kadınların zihinsel ve fiziksel olarak erkeklerden daha az yetenekli olduğuna dair yanlış inancı taşıdığını savunurlar. Bu yanlış inanç, akademi, piyasa, siyaset, sportif faaliyetler, sosyal yaşam vb. alanlarda cinsiyet ayrımcılığını meydana getirir. Bu nedenle liberal feministler, kadın itaatinin ve kadınların toplumda ikincil önem sahip oluşlarının, onların kamu dünyasına girişini ve sözde dünyadaki başarısını engelleyen bir dizi geleneksel ve yasal kısıtlamadan kaynaklandığına inanmaktadırlar (Heywood, 2012). Liberal feministler kadınlar için engelleri kaldıran mevzuat eylemleri yaratır ve desteklerler. Siyasi ve yasal reform yoluyla cinsel eşitlik için çalışırlar (Tong, 1989). Bu mevzuat eylemleri, işlere eşit erişim ve eşit ücret dahil olmak üzere kadınlar için eşit fırsatlar ve haklar talep etmektedir.

Liberal feministler, bu engellerin kaldırılmasının doğrudan ataerkillik ideolojilerine meydan okuduğuna ve kadınları özgürleştirdiğine inanmaktadırlar. Çünkü Liberal feminizmin eleştirmenleri bireyci varsayımların altında yatan toplumsal yapıların ve değerlerin kadınları dezavantajlı hale getirme yollarını görmeyi zorlaştırdığını savunmaktadırlar. Bu düşüncede kadınların bireysel olarak erkeklere bağımlı olmasalar bile, hala ataerkil bir devlete bağımlı olduklarının iddiası hakim olmaktadır. Örneğin; kadınların oy hakkı kazanması gibi kurumsal değişikliklerin kadınları özgürleştirmek için yetersiz olduğu inancı liberal feminizmde ön plandadır (Bryson, 1999: 14-15). Ayrıca liberal feminizm eleştirisinde, ırk ve sınıf sorunlarının göz ardı edilmesi de ağırlık kazanmaktadır (Mills, 1998: 98-112).

1.4.3. Sosyalist Feminizm

Sosyalist feminizm, kadınların baskısı ile ırkçılık ve ekonomik adaletsizlik gibi toplumdaki diğer baskılar arasındaki bağlantıyı analiz etmektedir. Sosyalist feministler, sınıf mücadelesi ve cinsiyet eşitsizliği arasında doğrudan bir bağlantı olduğuna inanmaktadırlar (Heywood, 2012).

Sosyalist feminizmi, Marksist feminizmin kapitalizmin kadınlara baskıdaki rolü ve radikal feminizmin cinsiyet ve ataerkillik rolü teorisini savunan iki yönlü bir teori olarak düşünmek mümkündür. Sosyalist feministler, radikal feminizmin, ataerkilliğin kadınların tek veya birincil baskı kaynağı olduğu iddiasını reddetmektedirler (Buchanan, 2011). Sosyalist feminizm, Marksizmin fikirlerini insanların yaşamlarının maddi ve tarihsel koşullarıyla ilişkilendirdikleri anlamına gelen tarihsel materyal bakış açısı gibi birçok kavramdan yararlanmaktadır. Sosyalist feministler, bu nedenle her tarihsel dönemin cinsiyetçiliğinin ve cinsiyetçi işbölümünün zamanın ekonomik sistemi tarafından nasıl belirlendiğini incelemektedir.

Sosyalist feministlere göre, kadınların aile içindeki konumu, işçi sınıfı bilincinin geliştirilmesi sorununu açıklamaya yardımcı olabilmektedir. Genel olarak kapitalizmdeki değişim

ilişkilerinde olduğu gibi, görünüşte eşit olan bu değişim ilişkilerinin altında yatan unsur; güç ilişkileridir. Erkekler ve kadınlar arasındaki ilişkiler, aile içi ilişkiler, fuhuş, taşıyıcı annelik davası, vb. gibi çeşitli ilişkiler eşitliği ifade edebilir, ancak altta yatan eşit olmayan güç ilişkileri nedeniyle büyük eşitsizlikleri gizlemek de mümkündür (Eisenstein, 1999: 196-201). Bireysel kadına odaklanma eğilimi gösteren liberal feminizm ideallerinin aksine, sosyalist feminist teori toplumdaki sosyal ilişkilerin daha geniş bağlamına odaklanır ve ırk, etnisite ve diğer farklılıkların bakış açılarını içerir.

1.4.4. Marksist Feminizm

Marksist Feminizm bakış açısı içinde yer alan ve sosyologlar ve antropologlar arasında öne çıkan birçok Marksist-feminist düşünür, daha önceki ekonomi biçimlerinin kültürlerarası ve tarihsel çalışmalarını incelemiş ve kadınların toplumsal gücünün desteklenmesinde ya da göz ardı edilmesinde cinsel veya toplumsal cinsiyet ayrımcılığının rolü olup olmadığına odaklanmışlardır (Reed, 1973). Marksist-feminist düşünürlere göre, kadınların özgürleşmesi için çelişkili bir güç olarak kapitalizmi ve onun dünyadaki ekonomik gelişimini değerlendirmek önemlidir. Çünkü evrensel kadın özgürlüğünün sağlanması ancak çoğunlukla kadın emeğinin göz ardı edildiği, hatta kadınların ücretsiz çalıştırıldığı kapitalist sistemin parçalanması ile gerçekleşebilir. Bu bağlamda Marksist feministler, geleneksel Marksist analizlerini kadınların ücretsiz ev işçiliğinden cinsel ilişkilerine kadar uygulayarak genişletirler (Ferguson ve Hennessy, 2010).

Bunun yanında bazı Marksist-feminist düşünürler de kadınların üretimdeki rolüne ek olarak diğer değişkenlerin de, kadınların sosyal statüsünü ve gücünü anlamanın anahtarı olduğunu savunmaktadırlar (Sanday 1981; Leghorn ve Parker,1981). Bu değişkenler arasında ırk, sınıf ve etnisitenin kadınların üretimi ile ilgili olarak, önemli olduğu ve bahsedilen değişkenler ile kadınların tarihte farklı şekillerde nasıl konumlandırıldıkları da incelenmelidir (Davis 1983; Amott ve Matthaei,1991). Marksist-feministlerin ortak görüşü, kadınların biyolojik ve toplumsal yeniden üretim alanındaki çalışmalarının tüm üretim biçimlerinin gerekli bir unsuru olduğunu ve bu durumun Marksist iktisatçılar tarafından sıklıkla göz ardı edildiği üzerinde birleşmektedir (Benston 1969).

1.4.5. Kültürel Feminizm

Kültürel Feminizm, bir “kadın doğası” veya “kadın özü, varlığı” ya da kadınlığa atfedilen nitelikleri yeniden doğrulamak için ilgili girişimler olduğu görüşünü eleştirmek için kullanılmaktadır (Alcoff, 1988: 405-436). Kültürel feministler, erkekler ve kadınlar arasında temel, biyolojik farklılıklar olduğuna ve kadınların bu farklılıklar ile övünmesi gerektiğine inanmaktadır. Kültürel feminizme göre, kadınlar doğuştan daha nazik ve kibardır. Bu farklılıklar nedeniyle, eğer kadınlar dünyayı yönetseydi artık savaş olmaz ve dünya daha iyi bir yer olurdu. Kültürel feminizme göre, bir kadının yolu herkes için doğru ve daha iyi bir yoldur.

Kültürel feministler, genel olarak politik değildir, bunun yerine bireysel değişime ve toplumu etkilemeye veya bu bireysel değişim yoluyla dönüştürmeye odaklanmaktadır. Genellikle ayrı kadın karşı kültürlerini toplumu değiştirmenin bir yolu olarak savunmakta iseler de birbirlerinden tamamen ayrılmamaktadır (Alcoff, 1988: 405-436).

1.4.6. Ekofeminizm

Feminizmin çevre ile ilgili olarak ortaya koyduğu bakış açısı ekofeminizmdir. Ekofeminizme göre, ataerkillik kadınlara olduğu kadar çevreye de zararlıdır. Ekofeminizm düşüncesinde, bir erkeğin asi kadınlara ve vahşi doğaya hükmetme arzusu arasında bir bağlantı vardır. Erkekler, tam bir güce sahip olmak için her ikisini de evcilleştirmek ve fethetmek zorunda gibi hissederler. Ekofeministler, hem kadınları hem de Dünya'yı yok eden şeyin bu arzu olduğunu savunmaktadırlar. Bu feminizm teorisi, sadece kadınlara ve adalete karşı adaletsizliği değil, her türlü toplumsal adaletsizliği ortadan kaldırmayı amaçlamaktadır (Warren, 2000).

2. SOSYAL POLİTİKA VE ULUSLARARASI İLİŞKİLERDE FEMİNİZM VE GÜVENLİK ANLAYIŞI

Feminizmin genel anlamda kadın hakları ile ilgili mücadelesi, doğal olarak sosyal politika ve uluslar arası ilişkilerin kadın güvenliği konularıyla örtüşmektedir. Sosyal politikada, kadınların dezavantajlı grup içinde haklarının elde edilmesi anlamında hem genel hem de özel çalışmalar yürütülürken uluslararası ilişkilerde de güvenlik özelinde kadınların güvenliği konusunda çalışmalar yürütülmektedir.

2.1. Sosyal Politika ve Feminizm

Bir disiplin olarak sosyal politika; tarih, sağlık hizmetleri kurum ve kuruluşları, refah politikaları ve sosyal hizmetler çalışmalarını içinde barındıran kısacası "Refah Devleti" terimi ile özdeşleşen bir kavramdır. 1970'li yıllardan itibaren feminist çalışmaların İngiltere, ABD ve Avrupa'daki sosyal politikaların ana akım araştırması üzerinde giderek artan bir etkiye sahip olması ile birlikte feminizm ve genel olarak kadınlar için sosyal politikalar hissedilir derecede önem kazanmıştır.

1970'lerin başında İngiltere'de kadınların kurtuluş hareketinden doğan eşit ücret, eşit çalışma, eşit eğitim fırsatları, kürtaj özgürlüğü, doğum kontrolü ve ücretsiz çocuk bakım tesisleri taleplerinin çoğu refah devlet politikalarına yönelik olup, bu talepler feminizmin refah devlet üzerindeki eleştirilerinin başlangıcını oluşturmuştur (Williams, 1997: 258). Bu noktada, sayısız sosyal politika ve programın kadınların hayatına dokunarak büyük bir etki meydana getirdiği ve çocuk bakımı, üreme hakları, çalışma eşitliği, gelir koruma, boşanma, eğitime erişim, cinsel şiddet vb. konuların sosyal politika ve feminizm ile oldukça yakından ilişkili olduğu görülmektedir (Blankenship, 1993: 204-226).

Sosyal politikaya dair feminist yaklaşımlar, kadınların ve ailelerinin sosyal, ekonomik ve politik refahına dair hususlara ve onları güçlendiren ya da bağımlı kılan yapısal araçlara odaklanmaktadır. Feminizm açısından bu tür analizlerin yapılması, sosyal politika tartışmalarına egemen olan toplumsal cinsiyet körlüğü ve erkek egemen bakış açıları ile ilgili gerekli düzenlemeleri sağlamak açısından gerekli görülmektedir. Sosyal politika üzerine multidisipliner feminist yaklaşımın hukuk, siyaset bilimi, tarih, sosyoloji ve sosyal hizmet gibi birçok çalışma alanı da bulunmaktadır. Bu çalışmaların ana temaları ise, kadınların yaşam deneyimlerinin iyileştirilmesi ve toplumsal refahın cinsiyetçi dinamiklerinin açıklanması üzerine yapılanmaktadır (Hyde, 2000: 421).

Sosyal politika, feminizmin daha çok liberal, Marksist, sosyal ve radikal görüşleri ile ilintilidir. Bu görüşlerde hakim olan cinsiyet eşitsizliği üzerine duyulan endişeler, sosyal politika tarafından da ortak olarak paylaşılmaktadır (Spicker, 2020). Ancak, kadınların ezilmesinin ve yoksullaşmasının toplumun ekonomik yapısının bir sonucu olarak görüldüğü ve aile hukukunun sınıfta hane halkının üretim araçlarıyla ilişkilendirildiği Marksist görüş, bu noktada daha fazla ön plana çıkmaktadır.

Feminist teorisyenler kadınların maruz kaldığı bu rahatsız edici yoksulluk eğilimlerinin nedenlerini araştırırlar. Bu çalışmaların çoğu kadınların işgücü ile olan ilişkisine odaklanmaktadır. İşgücü katılımlarının artmasına rağmen, kadınların çalışmaları hâlâ ücret eşitsizliği, iş ayrımı ve meslek statüsü düşük olan işlerde çalıştırılmaları ile dikkat çekmektedir (Naldini, 2011: 1). Esnek iş seçenekleri olarak çerçevelenen yarı zamanlı ve geçici işlerin de kadınlara yeterli gelir veya kar sağlamadığı, kendilerini ve ailelerini yoksulluktan kurtarmalarına etki etmediği görülmektedir. Bununla birlikte, kapsamlı çocuk bakım hizmetlerinin olmaması da kadınların istihdam zorluklarına bir yenisini eklemektedir. Gelinen noktada, iş eşitliğinin olmaması kadınların erkek maaşlarına bağımlılığını arttırmaktadır (Albelda ve Tilly, 1997).

Feminist sosyal politika anlayışı bu bağlamda devletin düzenleyici rolüne, kadınların güçlendirilmesine, kadınlar ile müttefik olan bir devlete, kadınlar için kurulmuş kurumlara ve yasama organlarına odaklanmaktadır. Ancak, yine de devletin politikaları ve programları aracılığıyla toplumsal cinsiyet rolleri hakkındaki geleneksel varsayımları pekiştirdiği ve böylece erkekleri ayrıcalıklı kılan bir toplumsal cinsiyet rejimini desteklediği konusunda bir fikir birliği olduğunu da gözden ırak tutmamaktadır (Fraser, 1989).

2.2. Uluslararası İlişkiler ve Feminist Düşünce

Feminizmin uluslararası ilişkiler alanında sesini duyurmaya başlaması 1980'li yılların sonlarına denk gelmektedir. Genellikle erkek egemen anlayışının hakim olduğu uluslararası ilişkiler disiplinini eleştiren feminist düşünce, kadınların bu alanda görmezden gelindiğini, kadınların toplumsal konumlarının, düşüncelerinin ve sorunlarının objektif olarak değerlendirilmediğini belirtmektedir. O dönemin özelliklerine bakıldığında uluslararası ilişkiler disiplininin sosyal bilimlerin diğer alanlarına nazaran toplumsal cinsiyet hususunda daha ilgisiz olduğu ve bu konuların dışında bir tutum sergilediği görülmektedir. Bununla birlikte, disiplinin yüksek politika alanlarını (*high politics*) uluslararası güvenlik, askeri politika ve devlet yönetimi olarak daha çok eril olarak kabul etmesi ve aile hayatı, sosyal ilişkiler ve yerel sorunlar gibi alçak politika (*low politics*) konularını ise, kadın alanları olarak görmesi ve benimsemesi bu noktada feminist eleştirilere maruz kalmasının sebeplerinin başında gelmektedir (Aydın, 1996: 71-114).

Diğer disiplinlerdeki feminist teorisyenler gibi uluslararası ilişkiler feminist teorisyenleri de akılcı seçim teorisine dayanan araçsal ussallığı devletlerin genişleterek pazarda Batılı erkeklerin bireysel rekabetçi davranışlarından çıkarılan bir model olduğunu iddia etmektedirler. Devleti belirli bir analiz birimi olarak eleştirel bir şekilde varsaymak yerine, uluslararası ilişkiler feministleri cinsiyetçi devletlerin kurucu özelliklerini ve kimliklerini ve bunların kadınların ve erkeklerin yaşamları üzerindeki etkilerini araştırırlar (Tickner, 2005).

Bu düşünceden hareketle, feministler, dünyadaki çoğu dış politika liderinin erkek olduğunu ve kadınların dış ve askeri politika konularında neden bu kadar temelden güçsüz kaldıklarını fark edip etmediklerini sorgulayarak, devletlerin dış politikalarının neden tipik olarak hegemonik eril özellikleri açısından bu kadar meşru olduğunu ve savaşların neden çoğunlukla erkekler tarafından yapıldığı düşüncesini ortaya atmışlardır. Bu sorular uluslararası ilişkilerde nadiren sorulan sorular olmakla birlikte pozitivist sosyal bilimin diğer disiplinlerdeki feministler gibi epistemolojik ve metodolojik sınırları içinde muhtemelen sorulamayacak sorular içindedir. Uluslararası İlişkiler feministleri, evrensel ve nesnel olduğunu iddia etseler de, gerçekte esasen erkeklerin deneyimlerinden elde edilen bilgilere dayalı olduğu bir bilgi tabanına karşı şüpheciliklerini dile getirirler. Onlara göre, sosyal, anarşik bir uluslararası ortamda faaliyet gösteren üniter devletleri temel alan bir ontoloji, sosyal ilişkileri, özellikle toplumsal cinsiyet ilişkilerini temel alan bir epistemolojiye dayanan feminist teorilerin kendine yer edinmesini sağlayamaz çünkü feminist ontoloji, tarihsel olarak koşullu eşit olmayan politik, ekonomik ve sosyal yapıların oluşturduğu sosyal ilişkilere dayanmaktadır (Nagar, 2016: 177).

2.2.1. Uluslararası İlişkilerde Feminizme Bakış

Geleneksel sosyal bilim uygulayıcılarının aksine, uluslararası ilişkiler, feministleri genellikle bireylerle başlayan tarihsel veya sosyolojik analizleri ve yaşamlarının yer aldığı hiyerarşik sosyal ilişkileri araştırırlar. Oysa, Uluslararası İlişkiler disiplini sadece devletlerin davranışlarını açıklamaya odaklanmıştır. Bu yüzden, feministler, Devletlerdeki veya uluslararası kurumlardaki kadınların genellikle dezavantajlı yaşamlarını araştıran özgürleştirici hedefler tarafından motive edilmektedir. Kadınların bu dezavantajını değiştirmek için araştırmalarına uluslararası disiplininin görmezden geldiği bireyden başlamış olmaları, feminist araştırmaların analizlerinin geleneksel olanın aksine, yukarıdan aşağıya değil aşağıdan yukarıya doğru olduğunu göstermektedir. Uluslararası İlişkiler alanındaki feministler, kadınların günlük yaşam deneyimlerini devlet ve küresel düzeylerde siyasi ve ekonomik gücün oluşturulması ve uygulanması ile ilişkilendirirler (Caprioli, 2000: 51-68).

Feminist uluslararası ilişkilerin diğer odak noktası ise, uluslararası politikanın ve dünya ekonomisinin ilişkisel ve dağılımsal cinsiyet eşitsizliği üzerindeki etkilerine ve cinsiyet eşitsizliklerinin aynı yapıları desteklemeye nasıl hizmet ettiklerinin açıklanması üzerine olmuştur. Irk ve kültürün yanı sıra cinsiyet de dahil olmak üzere kimlik konuları feminist araştırmaların merkezinde yer almıştır. Uluslararası İlişkiler alanındaki feministler, cinsiyetin uluslararası yaşamın ve uluslararası politikanın ne kadar nüfuz eden bir özelliği olduğunu ve bunların sonuçlarının kadınlar üzerindeki etkilerinin çok ötesine geçtiğini göstermekte de başarılı olmuşlardır (Enloe, 2004).

2.2.2. Uluslararası İlişkilerde Feminizm ve Güvenlik

Soğuk Savaş'ın sona ermesiyle beraber dünyadaki güvenlik anlayışının da değişimi feminist güvenlik anlayışının oluşumunda etkili olmuştur. İki kutuplu dünya sisteminin sona ermesi ve ardından devlet dışı faktörlerinde güvenlik ekseninde büyük rol alması sebebiyle artık realizm gibi geleneksel devlet merkezli güvenlik anlayışı yerini bireyi merkeze alan bir güvenlik anlayışına bırakmıştır. Küreselleşme ve teknolojinin gelişimi gibi faktörlerin de bu zaman diliminde ortaya çıkması güvenlik kavramının daha boyutlu ele alınması gerektiği sorusunun

sorulmasına neden olmuştur (Dedeoğlu, 2016). Güvenliği bu durumda sadece devlet, anarşi, ulusal çıkar, ve ulusal güvenliği korumak olarak değil aynı zamanda sosyal, ekonomik ve kültürel yapıyı da içine alacak şekilde tanımlamanın doğru olacağı görüşü eleştirel güvenlik anlayışının hakim düşüncesini meydana getirmiştir (Birdişli, 2012). Gelinen noktada eleştirel güvenlik anlayışının doğması ve birçok pozitivist düşünceyi ele alıp eleştirmesi sonucunda tarihsel sosyoloji, post-modernizm, feminizm ve yeşil teori gibi uluslararası ilişkiler teorilerinin de güvenlik anlayışlarının ortaya çıkmasına zemin hazırlamıştır (Yalvaç, 2014).

Güvenlik geleneksel olarak devletin öncelikler listesinin en üstünde olduğu ve güvenlikleştirme devlete yönelik algılanan tehditlerle tanımlanan olağanüstü önlemlerin alanı olarak algılanırken, eleştirel, toplumsal cinsiyet ve feminist analizler alternatif güvenlik anlamlarına odaklanırlar. Onların başlıca sorularından biri, “Kimin Güvenliği” ya da “Kimin için Güvenlik” sorusudur (Harel-Shalev, 2017: 2115–2134).

Feminist güvenlik anlayışının bu noktada eleştirdiği anlayış, hiç kuşkusuz uluslararası ilişkiler disiplininin en kuvvetli anlayışı olan Realizmdir. Realizmi eleştiren ve ona meydan okuyan en önemli feminist teorisyenlerden bazıları ise, Jean Bethke Elshtain, Cynthia Enloeve ve J. Ann Tickner’dır. Güvenlik çalışmalarında feminist yaklaşımlar, erkeklik ayrıcalıklarına sahip cinsiyetçi çerçevelerle devletlerin işlevlerini sunma yollarını görmezden gelmeyi reddetmiştir (Tickner, 1992). Örneğin rasyonalite ve kararlılık gibi geleneksel olarak erkeklerle ilişkilendirilen özellikler, güçlü ve sağlam bir devletten beklenen özellikler olarak idealleştirilmiştir. Bu bağlantı, devlet güvenliği ve erkeklik arasında bir ilişki kurarak, güçlü, erkeksi devletlerin, kendilerini savunamayan mantıksız kadınlar olarak anlaşılmaya başlanan savunmasız vatandaşlarını korumak için rasyonel davranmaları gerektiği inancını güçlendirmektedir. Devleti erkeksi bir koruyucu olarak ve vatandaşı savunmasız kadın olarak çerçevelemek, savaşın sadece erkeklere ait olduğu inancını da güçlendirir. Bu temelde savaş asil ve kahraman bir nitelikle doludur, cesur erkeklerin kadınları korumak için savaşa, evde kalan güzel ruhların ise, sadece savaşçıları için hasret çekmesi beklenir (Elshtain, 1987).Güvenlik çalışmalarında feminist yaklaşımlar, devletin erkeklikçi anlayışlarının ve sadece savaşçı güzel ruhlar ikiliğinin değerini sorgulayarak, bu çerçevelerin savaşta kadınların güvenliğini, romantikleştirilmiş söylemin ötesinde ne ölçüde koruduğunu inceler.

Masum kadınları ve çocukları savunma ihtiyacı, tarih boyunca savaşı haklı çıkarmak için kullanılmış olsa da, feminist güvenlik teorisyenleri, kadınların rızaları olmadan, aslında kendi adlarına yapılan savaşlardan nasıl etkilediklerini de incelemişlerdir (Sjoberg ve Wrenn, 2007).Onlara göre, savaşların en çok etkilenen tarafı kadınlardır. Çünkü savaşlar sadece meydanlarda değil aynı zamanda meydanların dışına da çıkmakta ve toplum üzerinde derin izler bırakmaktadırlar. Bu noktada, savaş yüzünden mülteci olarak yerinden edilmiş kadın ve çocuklar, orantısız cinsel istismara ve şiddete maruz kalanlar ya da yabancı askerlere hizmet etmek için cinsel köleliğe zorlananları savaşlar ve dolayısıyla erkekler koruyamamaktadırlar. Bu düşünceden hareketle feminizmde güvenlik, askeri, ekonomik ve cinsel tüm şiddet türlerinin yokluğu olarak tarif edilmektedir. Feminist düşünceye göre, bir ülkenin içerisinde ayrımcılık, cinsel şiddet ve sömürü hakimse, uluslararası ilişkiler alanında da barış ve güvenlik sağlanamamıştır (Sönmezoğlu, 2017: 58).

Cynthia Enloe'nin, askeri üslerde ve çevresinde yaşayan kadınların yaşamları üzerindeki etkilerini incelediği *Bananas, Beachesand Bases*, isimli çalışmasında bu kadınların daha önce göz ardı edilen deneyimlerini ve askerlerin güvenliğini ayrıcalıklı kılmak için kendi güvenliklerinin feda edildiğini vurgulamıştır (Enloe, 2014). Enloe'ya göre, tarihsel olarak, yabancı askeri üsler, yoksullukla mücadele eden, doğrudan veya dolaylı olarak askeri erkeklere hizmet ederek geçimini sağlamak zorunda kalan ve istihdam edilmeyen yerel kadınlarla fuhuş yaratır veya fuhşun oluşumunu şiddetlendirir (Enloe, 2014: 89). Bu kadınların, cinsel koruma kullanmayı reddeden erkeklere karşı hiçbir koruması olmadığı için, cinsel yolla bulaşan hastalıkların bulaşma riski diğer kadınlardan daha yüksektir. 1980'lerin sonlarında Kazanılmış Bağışıklık Yetersizliği Sendromu (Acquired Immune Deficiency Syndrome: AIDS)'nun Filipinler'e girmesi, yerel kadınlar için olumsuz sonuçlara yol açan bir askeri üssün gelişinin sonucunda gerçekleşmiştir. Dahası, Filipinler' deki kadın seks işçilerine, hizmetlerini kullanan erkekler için hastalıktan korunmalarını sağlamak amacıyla rutin cinsel sağlık kontrolleri yaptırılmış ancak müşterileri, eşdeğer bir sağlık kontrolünü kendilerine bir aşağılanma davranışı olarak gördükleri için kontrolden muaf tutulmuşlardır (Enloe, 2014: 90).

Mevcut güvenlik çerçevelerine meydan okuyan feminist teorinin, akademik teori alanının ötesine uzanan hareketleri ve sonuçları da bulunmaktadır. Konu sadece feminizm konusu değil başlı başına bir insanlık sorunudur. Yaşananlar özellikle savaşlar, seks ticareti, savaş silahı olarak, kriz zamanında barışı koruma görevlilerinin ve insani yardım çalışanlarının davranışlarını çevreleyen skandallar gibi kadınları çoğunlukla orantısız olarak etkileyen sorunlara çözüm bulma ihtiyacı ortaya koymuştur (Buzan & Hansen, 2009). Örneğin, 1990'ların başlarında eski Yugoslavya ve Ruanda'daki askeri çatışmalarda kurumsallaşmış tecavüzün kovuşturulmasına yönelik çağrılar, feminist güvenlik çalışmaları tarafından bilgilendirilmiş ve ayrıca kadınların güvenliğine ve tehditlere yönelik acil ihtiyaç olduğu vurgulanmıştır. Konuya yönelik artan ilgi, Japon ordusunun II. Dünya Savaşı'nda askeri seks kölelerini kullanması gibi kadın güvenliğinin tarihi istismarlarının yeniden biçimlendirilmesini yeniden şekillendirmek için de çalışmıştır. "Seks köleleri" olarak adlandırılan bu kötü muamele daha önce aydınlığa çıkartılmış olsa da, feminist güvenlik teorisyenleri konuyu uluslararası dikkat çekmesi gerektiren bir savaş suçu olarak yeniden şekillendirmeye yardımcı olmuşlardır (Nozaki, 2008).

Feminist güvenlik çalışmaları alanındaki akademik gelişmelere, kadınların uluslararası alanda güvenlik pozisyonlarını iyileştirmek için tasarlanmış özel program ve politikaların tanıtılması ve uygulanması da eşlik etmiştir. Kadınların uluslararası güvenliğe yönelik özel şiddet deneyimlerini kabul eden ilk uluslararası, yasal olarak bağlayıcı anlaşma olan Birleşmiş Milletler Güvenlik Konseyi (BMGK)'nin 1325 sayılı Kararı, kadınların güvenlik konularının ana akım uluslararası ilişkiler alanında öncelik kazanmasında atılan önemli bir adımdır (Brunner, 2012). Anlaşmada, kadınların çatışmaların önlenmesi ve çözümü, barış müzakereleri, barış inşası, barışı koruma, insani müdahale ve çatışma sonrası yeniden yapılanmadaki önemli rolü doğrulanmış ve barış ve güvenliğin desteklenmesi için tüm çabalara eşit ve tam katılımın önemi vurgulanmıştır (www.un.org/womenwatch/osagi/wps).

Feminist teorisyenlerin üzerinde durduğu başka bir konu ise, toplumsal cinsiyet eşitliğidir. Toplumsal cinsiyet eşitliği sadece temel bir insan hakkı değil, aynı zamanda barışçıl, müreffeh ve sürdürülebilir bir dünya için gerekli bir temeldir. Ne yazık ki, şu anda, 15-49 yaşları arasındaki her 5 kadından ve kızdan biri, 12 aylık bir süre içinde yakın bir partnerin fiziksel veya cinsel şiddet yaşadığını bildirmiştir ve 49 ülkede şu anda kadınları aile içi şiddetten koruyan yasalar bulunmamaktadır. Çocuk evliliği ve son on yılda yüzde 30 oranında azalmış olan Kadın Genital Mutilasyon (FGM) gibi zararlı uygulamalar konusunda ilerleme kaydedilmektedir, ancak bu tür uygulamaları tamamen ortadan kaldırmak için yapılması gerekenler de çok fazladır. Feministlere göre, kadınlara ve kız çocuklarına eğitim, sağlık, insana yakışır iş ve siyasi ve ekonomik karar alma süreçlerinde temsil imkânı sağlamak, sürdürülebilir ekonomileri besleyecek ve toplumlara ve genel olarak insanlığa fayda sağlayacaktır. İşyerinde kadın eşitliği ve kadınları hedef alan zararlı uygulamaların ortadan kaldırılmasına ilişkin yeni yasal çerçevelerin uygulanması, dünyanın birçok ülkesinde yaygın olan toplumsal cinsiyete dayalı ayrımcılığın sona erdirilmesi için ayrıca çok önemlidir (https://www.un.org/sustainabledevelopment/gender-equality).

3. FEMİNİST TOPLUMSAL CİNSİYET EŞİTLİĞİ BAKIŞ AÇISIYLA RUANDA

Ruanda'nın bağımsızlık süreci Alman ve Belçika geçmişine sahiptir. Şöyle ki; Ruanda, 1890 yılı (Helgoland-Zanzibar Antlaşması)ndan I. Dünya Savaşı sonuna kadar Alman sömürgesidir. I. Dünya Savaşı sonuna doğru Belçika tarafından işgal edilmiş ve Belçika sömürgesi olmuştur. Bu süreci, 1946 yılında Milletler Cemiyeti tarafından Belçika yönetiminde "Güvenli Bölge" olarak ilan edilmesi takip etmiş ve 1962 yılında bağımsızlığını kazanmıştır. Bağımsızlığın ardından 11 yıllık (1973 yılına kadar) Gregoire Kayibanda dönemi ve ardından 21 yıllık Juvenal Habyarimana dönemi, toplumsal çatışmaların arttığı dönemler olmuş ve bu uygulamalar 1994 yılında soykırımla sonuçlanmıştır (National Institute of Statistics of Rwanda, 2014).

3.1. Ruanda Hakkında

Resmi adıyla Ruanda Cumhuriyeti (çalışmada Ruanda olarak geçmiştir), siyasi olarak hassas bir yapıda olan Orta Doğu Afrika'nın Büyük Göller Bölgesi'nde yer almaktadır. Burundi, Demokratik Kongo Cumhuriyeti, Tanzanya ve Uganda ile komşu olan Ruanda, 1 Temmuz 1962 tarihinde Belçika sömürgesi olmaktan kurtulmuş ve bağımsızlığını kazanmıştır. Başkenti 750.000 kişilik nüfusuyla Kigali olan Ruanda; 26.338 kilometrekare (km^2)lik yüz ölçümüne ve 2018 itibarıyla 12.5 Milyon nüfusa sahiptir. Ruanda nüfusunun yüzde 84'ünü Hutular, yüzde 15'ini Tutsiler ve yüzde 1'ini Twa'lar oluşturmaktadır. Bu nüfusun konuştuğu dil Fransızca, İngilizce, Kinyarwanda, Swahili dilidir ve yüzde 75'i Katolik Hıristiyan, yüzde 24'ü Protestan Hıristiyan, yüzde 15'i Müslüman ve yüzde 11'i diğer din ve inançlara sahiptir. Ruanda'nın para birimi Ruanda Frangı (RWF)'dır (National Institute of Statistics of Rwanda, 2014).

Ruanda hükümetinin ülkede karşılaştığı en büyük zorluklar; sınırlı doğal kaynakları, demografik baskı, toprağın ve ekilebilir arazinin verimliliğinin azalması, fahiş üretim maliyeti, dar ekonomik taban ve yetersiz altyapıdır. Ruanda 10,5 milyonun biraz üzerinde nüfusu ve kilometrekare başına 416 kişilik nüfus yoğunluğu ile Afrika'nın en yoğun nüfuslu

ülkesi ve dünyanın en yoğun nüfuslu ülkelerinden biridir. Nüfus artışı, 2002'den bu yana yavaşlamasına rağmen, esas olarak yarı geçim tarımına bağımlı bir ekonomiye baskı yapmaya devam etmekte ve çiftliklerin dörtte üçünden fazlası hane halkını destekleyemeyecek kadar küçüktür. Hükümet, doğal kaynaklardan yoksun olarak, ekonomik büyümenin tarım dışı istihdamda çalışan nüfusun artan bir oranına bağlı olacağını ve bunun insan sermayesine önemli yatırım gerektireceğini kabul etmektedir (National Institute of Statistics of Rwanda, 2014).

Ruanda'da nüfus ağırlıklı olarak gençtir, yarısı 19 yaşın altında ve sadece yüzde 3'ü 65 yaş ve üzerindedir. Nüfusun yüzde 70'i kadınlardan oluşmaktadır. Kadınlar daha büyük yaş gruplarında çoğunluk arz etmekte ve yaklaşık yüzde 75'i yoksulluğun yoğunlaştığı kırsal alanlarda yaşamaktadır. Beşeri sermaye düşüktür, 16 yaş ve üzerindeki bireylerin sadece yüzde 72'si temel okuma yazma becerisine sahiptir (yüzde 77,7 erkek, yüzde 67,4 kadın) ve ancak yüzde 36'sı ilkokulu bitirebilmiştir (yüzde 39,4'ü erkek, yüzde 32,9'u kadın). Erkeklerin sadece yüzde 24'ü ve 16 yaş ve üstü kadınların yüzde 28'i hem işte hem de eğitimde inaktiftir (National Institute of Statistics of Rwanda, 2014).

Ruanda tarım ülkesidir. Genel istihdamın yüzde 80'i tarım sektöründen sağlandığı gibi millî gelirin de yaklaşık yüzde 30'u tarım sektörüne aittir. Ruanda'da tarım ağırlıklı olarak geçimlik tarımdır (National Institute of Statistics of Rwanda, 2014).

3.2. Ruanda'da Yaşananlara Dair

Ruanda'da, Birleşmiş Milletler (BM)'in derin sessizliğinde, Belçika ve Fransa'nın organizasyonunda, 6 Nisan 1994 tarihinde, Devlet Başkanı Habyarimana'yı taşıyan uçağın düşürülmesi ile başlayan ve 100 güne yakın bir zaman süren ve Tutsilerle onları korumaya çalışan ılımlı Hutuları kapsayan 1 milyon kişinin hayatını kaybettiği katliam, II. Dünya Savaşı'ndan sonra en fazla kişinin öldüğü soykırımdır.

Sahra-altı Afrika'nın en fakir ülkelerinden biri olan Ruanda, 1994 yılında acımasız bir soykırımla karşı karşıya kalmış ve bu soykırım, çatışmalara giren kabileler ile toplumdaki erkek ve kadınların ilişkileri ve ülkenin ekonomisi üzerinde oldukça olumsuz etkiler bırakmıştır. Ülkedeki erkek nüfusu soykırım sonrası önemli ölçüde azalmış ve nüfusun neredeyse yüzde 80'ini çoğunlukla yoksulluk sınırındaki kadınlar oluşturmuştur. Bu senaryo, kadınları genel olarak (özellikle yoksulları) erkeklerin soykırımdan önce oynaması gereken rolleri üstlenmek zorunda bırakmıştır. Kadınlar hanelerinin reisi olmak, beklenmedik zorluklarla karşılaşmak ve aile ihtiyaçlarını karşılamak için para kazanmak zorunda oldukları bir sosyal statüde kalmışlardır (Nader, 2016).

Ataerkil toplum olarak Ruanda, 1994 soykırımından önce erkekler ve kadınlar arasında eşit olmayan güç ilişkileri yaşamıştır. Ancak senaryo, binlerce kadının hane reisi olarak kaldığı soykırımın ardından tamamen değişmiştir. Kadınlar için şiddetli yoksulluğun, kocalarının iş yükünün, çocuklarının beslenmesinin, şiddetin, cehaletin, teknik kapasitenin eksikliğinin geleneksel Ruanda toplumundan miras alındığı toplumda önemli ölçüde bir toplumsal kayma meydana gelmesi, kadınların bir anlamda bu toplumsal olarak empoze edilen görevlerden sıyrılıp toplumda kendilerine bir yer edinebilmek için fırsat yakalamalarına sebep olmuştur.1994 Soykırımı'nın sadece fiziksel altyapıyı değil toplumun dokusunu da yok eden

Tutsilere karşı yıkıcı etkilerinin ardından, hükümet kasıtlı olarak sosyal uyumlu ve herkes için iyi bir yaşamı mümkün kılacak bir toplum inşa etmeye başlamıştır (Musoni, 2007).

Ruanda, patrimonializme dayanan soykırım sonrası siyasi yerleşimle nispeten istikrarlı ve barışçıl bir ülke haline gelmiştir. Kamusal mal ve hizmetler sağlayarak ortaya çıkacak geniş bir destek tabanı elde etmek için de yatırımlar yapmıştır (Booth ve Golooba-Mutebi, 2012: 379-403). Yapılan yatırımlar sonrasında, Ruanda'da önemli derecede olumlu gelişmeler meydana gelmiş ve ülkede tam olarak bir ekonomik dönüşüm rüzgârı esmeye başlamıştır. Hükümetin istikrarını koruyarak ilerlemesi, ülkenin ekonomisini de buna paralel olarak büyütmüş ve ülkede yoksulluk giderek azalmıştır. Ülke ayrıca Binyıl Kalkınma Hedefleri'nin (BKH) çoğunu gerçekleştirme yolunda ilerleme kaydetmiştir. İyi yönetişim ülkenin kalkınma stratejisinin merkezinde yer almıştır. Bunun merkezinde ise, sorumluluk ve vatandaşların katılımı düşüncesi yer almıştır. Dahası hükümet tarafından, diyalog ve fikir birliği mekanizmalarını kullanarak sivil katılım yoluyla toplumun tüm katmanlarının kalkınma sürecine katkıda bulunması için bir sistem oluşturulmuştur. Hükümetin amacı, bir dile, bir kültüre, bir tarihe ve bir insana vurgu yaparak bir ulusal kimlik ve sadakat duygusu meydana getirmek olmuştur (Abbott ve Malunda, 2016: 561-581).

Ruanda'nın günümüzde Afrika'daki en etkili hükümetlerden birine sahip olduğu düşünülmektedir. Bununla birlikte, gücün çok fazla merkezileştirilmiş olmasının uzun vadeli siyasi istikrar, ekonomik kalkınma ve insan hakları için öngörülemeyen sonuçları olacağı konusunda artan bir endişe de söz konusu olmaktadır (Collier, 2010).

3.2. Soykırımın Ruanda'daki Yaşam ve Kadınlar Üzerindeki Etkileri

Ruanda toplumu, uzun zamandır erkekler, kadınlar, oğlan ve kız çocukları arasındaki eşit olmayan güç ilişkilerinin altını çizen ataerkil bir toplumsal yapı ile karakterize edilmiştir. Tarihsel olarak, kadınların Ruanda toplumundaki rolü esas olarak evlerin mutfaklarında kızların okullaşma olanaklarının sınırlandırıldığı bir zeminde şekillenmiştir (Boonyarit, 2020).

1994 soykırımının sonucu olarak senaryo dramatik bir şekilde değişmiş çoğunluğu erkekler olmak üzere 800.000 ila 1.000.000 kişi öldürülmüştür. 250.000'den fazla kadına cinsel şiddet uygulanmış, bunların yüzde 66'sının İnsan Bağışıklık Yetmezlik Virüsü (Human Immunodeficiency Virus: HIV) / AIDS testleri pozitif çıkmıştır (İzabiliza, 2020). Ayrıca, diğer bulaşıcı hastalıkların insidansı sadece kadınların ruh sağlığını değil, aynı zamanda fiziksel refahlarını da etkilemiştir. Soykırım, Ruanda ekonomisini ve nüfusunu harap etmiş, Gayri Safi Yurt İçi Hasıla (GSYİH) bir yıl içerisinde yarı yarıya azalmıştır. Bunun sonucunda ise, nüfusun yüzde 80'i çoğunlukla yoksullukla mücadele etmeye başlamış, geniş toprak ve hayvancılık arazileri ağır zararlar görmüştür. Ülkede, yetenekli ve deneyimli öğretmenler, doktorlar, mühendisler, kamu görevlileri ve özel girişimcilerden oluşan koca bir nesil neredeyse yok edilmiştir (Anon, 1996'dan Aktaran: Burnet, 2008: 361-386).

Soykırım öncesi bağlamda kadınların aile, eğitim, hukuk, politika ve ticaretten yoksun bir hayat sürmelerine yol açan ülke kanunları, soykırım sonrası bu demografik değişimle kadınların çok dezavantajlı bir konuma düşmelerine sebep olmuştur. Özellikle kırsal kesimde eşlerini kaybeden kadınlar için eşlerinin yokluğu nedeniyle işgücü yükü artmış fakat kadınların bu ağır iş yüklerinin altında ezilmeleri sonucunda ülke topraklarında verimlilik

oldukça düşmüştür (Powley, 2006). Bunun yanı sıra, bu durum eşlerini kaybeden dul kadınların sosyal statülerini dezavantajlı bir hale getirerek düşürdüğü gibi aynı zamanda onların sorunlarını çözecek bir merciinin olmayışı da durumlarını daha da çıkmaz bir hale sokmuştur. Ancak, gelinen noktada orta ve seçkin sınıf ve hatta fakir kadınlar için yaşadıkları acı bir anlamda onları refaha çıkarmada anahtar bir rol üstlenmiştir çünkü kadınlar artık kariyerlerini sürdürme özgürlüğü buldukları gibi aynı zamanda ailelerinin ekonomik ihtiyaçlarını karşılama fırsatını da elde etmişlerdir.

Ruanda'da yaşanan soykırım sonrasında, kadınların barış inşası ve uzlaşma çabalarına katkısı da çok önemli olmuştur. Kadınların karar alma organizasyonlarına katılımlarını artırmalarının kurumsal ve toplum düzeyde politikaların uygulanmasında en etkili yöntem olabileceği düşüncesi onların farkındalıklarını arttırmalarında etkin bir rol üstlenmiştir. Ruanda'da soykırım ülke nüfusunun yaklaşık olarak yüzde 80'ini oluşturan kadınların liderlik boşluğunu doldurmak üzere harekete geçmelerini beraberinde getirmiştir. Kadın sivil toplum gruplarından yardım alan meclis üyeleri dünyanın en "Kadın Dostu" politikalarından birine geçiş yapmak için adımlar atmaya başlamıştır (Mikkola, 2007).

3.3.Ruanda'da Soykırım Sonrasında Toplumsal Cinsiyet üzerindeki Gelişmeler

Ruanda'da soykırımın ardından toplumsal cinsiyet ve kadınların korunmasına yönelik çeşitli politikalar uygulama alanına konmuştur. Bunları; yasal düzenlemeler, ekonomi, yönetişim, eğitim ve sağlık başlıkları altında ele almak mümkündür.

3.3.1. Yasal Düzenlemeler

1994 soykırımı, Ruanda toplumunda cinsiyet dengesini kökten değiştirmiştir; çatışmada kadın bedenlerinin tecavüz ve cinsel işkence nesnesi olarak görülmesine rağmen, en azından bazı kadınların durumunun değiştirilmesine ironik bir şekilde yardımcı olmuştur. Soykırım yıkıcı olsa da, ülkedeki değişim için bir katalizör görevi görmüş ve kadınların erkeklerden kalan boşlukları ele geçirmesini, cinsiyet ideolojilerini değiştirmesini ve önemli siyasi kazanımlar elde etmesini sağlamıştır (Hughes, 2007).

Soykırımın hemen ardından kadınlar hane reisi, ekonomik sağlayıcı ve toplumun önemli aktörleri olarak kalmışlardır. Kadın örgütleri kadınların siyasi katılımı için lobi faaliyetleri yürütmüş ve 2003 Anayasasının şekillenmesinde kilit rol oynamıştır. Sosyal içerme politikalarının ayrılmaz bir parçası olarak, Ruanda cinsiyet eşitliği ve kadınların güçlendirilmesi konusunda güçlü taahhütlerde bulunarak, Kadınlara Karşı Her Türlü Ayrımcılığın Önlenmesi Sözleşmesi (CEDAW) dahil olmak üzere, kadınların haklarını destekleyen uluslararası ve bölgesel yasaların çoğunu onaylamıştır (Gender Monitoring Office, 2011).

Uluslararası hukuk kuralları onaylandığında ve ilan edildiğinde (Ruanda Resmi Gazetesi'nde yayınlanmış; 2003 Anayasası'nın 190. maddesi)hükümlerinin ulusal ve sıradan yasalara göre öncelikli olduğu ve mahkemelerin, iç hukuk çelişkili, belirsiz veya sessiz olduğunda uluslararası hukuku çağırabileceği de belirtilmiştir. Ruanda kanunu genel olarak bu uluslararası yasalara uygun olarak cinsiyet eşitliğinin uygulanacağını öngörmüş ve 2003 Anayasası cinsiyet eşitliğini 9, 10 ve Önsözler maddeleriyle resmi olarak garanti etmiştir

(Abbott ve Rucogoza, 2011). Ayrıca müterekki miras ve toprak kanunları, kadınlara toprak dahil olmak üzere mülk sahibi olma, miras alma ve yasal evlilikte mülkün ortak mülkiyeti konusunda erkeklerle eşit haklar da vermiştir. Böylelikle, kırsal kesimlerde erkek kardeşleri karşısında haklarından mahrum edilmiş kız çocukları toprak sahibi kılındı ve bir dizi reformla kadınların kredi alabilmek için topraklarını teminat göstermesine olanak tanınmıştır. Kocalarının izni olmaksızın banka hesabı dahi açtıramayan kadınlar bu haklarını elde ederek ekonomik bağımsızlıklarını elde etme yolunda bir adım daha ilerlemişlerdir (Abouzeid, 2019: 104-105).

Ruanda 2003 Ulusal Anayasası, ülkedeki kadın ve erkekler arasında eşit haklar sağlamıştır. Anayasa'nın 9. maddesi uyarınca kadınlara karar organlarında en az yüzde 30 sandalye verilmiştir. Buna ek olarak, Yasama Meclisinde 80 sandalyeden 24'ünü yine kadınlar oluşturmuştur. Benzer şekilde, anayasanın 82. maddesi Senato'daki kadınların koltuklarının yüzde 30'unu belirlemiştir (Dejene, 2008).

Cinsiyet eşitliğini ve kadınların güçlendirilmesini destekleyen diğer iç mevzuat 2008 yılında kabul edilen Cinsiyete Dayalı Şiddet Kanunu (59/2008 sayılı Kanun) ve 2009 yılındaki İş Kanunu'nu (10/2009 sayılı Kanun) içermektedir. 2009 yılında yürürlüğe giren İş Kanunu, erkekler ve kadınlara eşit değerdeki işler için eşit ücret ödenmesini sağlar, erkekler ve kadınlar için asgari çalışma yaşını 16 yaş olarak belirler ve 18 yaşın altındaki gençleri emeğin kötüye kullanılmasına sebep olacak türlerinden korur. Ayrıca bu kanun çerçevesinde hamile ve emziren anneler için koruma ve resmi sektörde çalışan kadınlar için doğum izni de sağlanmaktadır (Abbott ve Rucogoza, 2011).

Ruanda'da cinsiyet eşitliğine dair kanunlar çıkarılsa da bu kanunların henüz uluslararası sözleşmeler ile tam olarak uyumlu olduğunu söylemek de mümkün değildir. Ancak mevcut parlamentonun mevzuat hükümlerini tam olarak olmasa da uluslar arası seviye ile uyumlu hale getirebileceği de öngörülmektedir (Abbott and Rwica, 2014). Örneğin, mevcut yasadaki erkeklerin hane halkının reisi olduğu ve kadınların aile konutunda yaşamak zorunda oldukları ayrımcı hükmün, ayrımcı olmayan hükümlerle değiştirileceği bilgisi bu hususta atılan önemli adımlar arasında yer almaktadır.

Ruanda'da iç hukukta doğrudan ve dolaylı olarak ayrımcılığı yasaklayan ya da özellikle devletin kırsal alanlardaki kadınlar için eşit kalkınma sağlamasını gerektiren hiçbir hüküm yoktur.Kayıt dışı sektörde çalışan kadınların büyük çoğunluğu için çok az yasal koruma vardır ve yasanın koruma sağladığı yerlerde iş müfettişi eksikliği nedeniyle bunun yaptırımı neredeyse imkânsızdır. Bununla birlikte günümüzde Ruanda kanunlarına göre, evlenecek olan kadınlar için başlık parası istemek de yasaldır. Yalnızca resmi nikah evliliğini tanımaya yönelik olan kanunlar, gayri resmi birliktelik yaşayan kadınların yaklaşık olarak yüzde 30'unu koruyamayacağı için, anlaşmalı ilişkilerde kadınların mülkiyet haklarına çok az koruma sunulmaktadır (National Institute of Statistics of Rwanda, 2012).

Ülkede cinsiyet eşitliğine dayanan kanunlar bununla da sınırlı kalmamaktadır. Hatta kadınların erkeklerden daha avantajlı duruma gelebilmeleri için de birçok kanun çıkartılmıştır. Örneğin, erkeklerin eşlerinin rızası olmadan tek bir toprak parçası satamamaları, tecavüze maruz kalan binlerce kadının, cinsiyete dayalı şiddeti ele almak için Ulusal Polis ve Ordu'da

kurulan Cinsiyete dayalı şiddet masalarından destek alarak kurtarılmaları, kadınların zihniyetini, toplumsal cinsiyet eşitliğini teşvik eden diğer şeylerin yanı sıra çoğunlukla erkeklere ayrılmış olan adalet meselelerini ele alabilecekleri platformlar oluşturulması ve Ruanda Uluslararası Ceza Mahkemesinin tecavüzü soykırımı sürdürmenin bir yolu olarak ilan etmesi (bu da kadınları otomatik olarak korumaktadır) gibi gelişmeler önemlidir. Ruanda aynı zamanda, yalnızca bunlar ve benzeri ayrımcılığa yol açan yasalarda düzenlemeler yapmakla kalmamış, ayrıca cinsiyet eşitliğini girişimlerini teşvik edip denetleyen Toplumsal Cinsiyet Gözlem Dairesi'nin kurulmasını da sağlamıştır (Anupriya, 2014).

3.3.2. Ekonomi

Ruanda, "Ulusal Cinsiyet Politikası" bağlamında, Yüksek Yoğun Çalışma Programı (HIMO), Kadın Garanti Fonu, Kadın Bankası Yaratma, Fakir Hane Başına Bir İnek, Sepet Dokuma, patates yetiştiriciliği kooperatiflerinin oluşturulması, balıkçılık kooperatiflerinin oluşturulması, erkekler ve kadınlar için arıcılık gibi yoksulluğun azaltılmasına yönelik olarak birçok program geliştirmiştir. Bu programların başarılı sonuçları olarak Ruanda'da şunlar gerçekleşmiştir:

1. Kadınların erkeklere ekonomik bağımlılığının azalması, kadınların aile kaynakları üzerindeki kontrolüne daha fazla katılımı ve geleneksel erkek rezerve rollerine ve diğer etkinliklere katılımının artması sağlanmıştır.

2. Kadınlar arasındaki yoksulluk seviyesinin azalması yaşanmıştır. Kadın reisli hanelerin yoksulluk düzeyleri, 2010/2011 döneminde yüzde 47 iken 2016/2017 döneminde yüzde 39,5'e, erkek reisli haneler için ise aynı dönemde yüzde 44,3'ten yüzde 37,8'e gerilemiştir. Aşırı yoksulluk göz önüne alındığında, kadın reisli hanelerin 2010/2011 döneminde yüzde 26'sı aşırı yoksulluk içindeyken 2016/2017 döneminde bu oran yüzde 17,8'e, erkek reisli haneler için ise, aynı dönemde yüzde 23,6'dan yüzde 15'e düşmüştür.

3. Ekonomik olarak, Ruandalı kadınların işgücüne katılma oranı yüzde 86 gibi bir oranla dünyadaki en yüksek oranlardan birine ulaşmıştır. Ayrıca, Ruanda'da kadınlar ve erkekler arasındaki ücret farkı birçok sanayileşmiş ülkeye göre daha düşüktür (dolar başına 88 sent).

4. Ruanda, ekonomisi, 2003'ten bu yana yıllık ortalama GSYİH büyüme oranını yüzde 7-8 oranlarında geri kazanmış ve önemli ilerleme kaydetmiştir (National Gender Statistics Report, 2019).

3.3.3.Yönetişim

Ruanda hükümeti tarafından üstlenilen çabaların bir sonucu olarak, özellikle yönetişim sektöründe kadınların katılımı önemli ölçüde artmıştır. Ruanda günümüzde parlamentosunda ve senatoda kadınların temsilinin yüzde 56,25'e ulaşması ve hükümet görevlerinin yüzde 30'unun kadınlarca üstlenilmesinin anayasal olarak şart koşulmasıyla 2003 yılından bu yana dünya genelinde oransal olarak parlamentosunda en yüksek kadın temsilciye sahip bir ülke olmuştur. Erkeklerin 1990'lı yıllarda ülke parlamentosunun yüzde 82,9' unu oluşturduğu düşünüldüğünde cinsiyet eşitliği Anayasasının ne kadar etkili olduğu çarpıcıdır (National Gender Statistics Report, 2019).

3.3.4. Eğitim

Ruanda, eğitim sektöründe toplumsal cinsiyetin güçlendirilmesi yönünde önemli ilerlemeler kaydetmiştir. Hükümet, "Eşitlikçi İlköğretim" ve "Toplumsal Cinsiyet Eşitliği ve Kadınların Güçlendirilmesi" konularında BKH'ye ulaşmak için, her düzeyde toplumsal cinsiyet eşitliğini teşvik ederek bir dizi politika çıkarmıştır.

Eğitim politikalarının etkin bir şekilde uygulanmasıyla Ruanda, ilk ve ortaöğretim düzeyinde önemli gelişmeler kaydetmiştir. Ruanda, dokuz yıllık temel eğitime erişimin arttırılmasında kaydedilen ilerlemenin ve tüm çocukların ülke çapında kaliteli temel eğitime tam olarak erişebilmelerini sağlamak için alınan yenilikçi ve başarılı yaklaşımların kabulü ile 2012 İngiliz Milletler Topluluğu[2] Eğitim İyi Uygulama Ödülleri'ni kazanmıştır (The State of Gender Equality in Rwanda, 2019).Ülkenin, ilk ve ortaöğretimde gösterdiği ilerlemeler şu şekildedir (Rwanda Statistical Year Book, 2019):

- İlköğretime kaydolan kız ve erkeklerin sayısı neredeyse eşittir, bu da ailelerin, toplumun kız çocuklarının eğitimine daha az değer verdiği on yılların aksine, hem kız hem de erkek çocuklar için eğitime eşit değer verdiğini göstermektedir. 2018 yılında, ülkede ilköğretime kayıtlı olan kız çocuklarının oranı yüzde 49,7'dir (yaklaşık olarak 1.244.361 kız çocuğu). Erkekler ise, yüzde 50,3 (yaklaşık olarak 1.259.344 erkek çocuğu) ile kızlara nazaran hala daha fazladır.

-Ortaöğretime kaydolan öğrenci sayısı ise, 2008'de 288.036'dan 2018'de 658.285'e yükselerek yaklaşık olarak iki kattan fazla artmıştır. Bu artışla beraber, ortaokullara kayıtlı kız ve erkek çocuk sayısı neredeyse eşit olmakla birlikte kızların sayısı erkeklerden biraz daha fazladır. Bu başarı, Kız Çocuklarının Eğitim Politikası'na (2008), 12 yıllık temel eğitim sisteminin kurulması, okul beslenme programının tanıtılması, kız odalarının kurulması ve öğrenim için artan altyapı gibi ulusal politikaların ve stratejilerin etkili bir şekilde uygulanmasına bağlanmaktadır. Günümüzde ülkede orta öğretime kayıtlı erkek çocukları 308.367 sayısı ile yüzde 46,8 orana ulaşmış iken kız çocukları da 349.918 sayısı ile yüzde 53,2'lik bir orana ulaşmıştır.

-Üniversite eğitiminde de diğer eğitim programlarına paralel olarak bir artış görülmüştür. Üniversiteye öğrenci kaydı 2009 yılında 55.213'ten 2018'de 89.160'a yükselmiştir. Özellikle kamu yükseköğretim kurumlarında kadın sayısı hala erkeklerden daha düşük olsa bile önemli ölçüde artmıştır. Yükseköğretime kadınların kaydının artması, daha fazla kadın kaydını kolaylaştıran gündüz, akşam, hafta sonu ve e-Öğrenim dahil olmak üzere çeşitlendirilmiş öğrenme programlarına ve özel yüksek öğrenim kurumlarının artmasına bağlanmaktadır. Toplam olarak2018 yılında 89.160 olan öğrenci sayısının 31.174 sayısı ile yüzde 57,3'ünü erkek öğrenciler oluştururken 38.041 sayısı ile yüzde 52,7'sini de kız-kadın öğrenciler oluşturmaktadır.

[2] Ruanda, geçmiş tarihinde hiç İngiliz sömürgesi olmamasına rağmen (Mozambik gibi) İngiliz Milletler Topluluğu üyesidir.

3.3.5. Sağlık

Ruanda'da soykırımda hayatta kalan çoğunlukla kadınların oluşturduğu kitle, HIV, AIDS, tüberküloz, sıtma ve su kaynaklı hastalıklar da dahil olmak üzere ciddi sağlık tehditleriyle karşı karşıya kalmışlardır. Bu yüzden, genel olarak, Ruanda'daki sağlık sektörü, sağlık hizmetlerine daha iyi erişim, yaşam beklentisinin artması, bebek, çocuk ve anne ölüm oranlarının azalması ve aile planlaması yöntemlerinin daha iyi kullanılması dahil olmak üzere muazzam başarılar kaydetmiştir. Bu başarıların, artan toplum sağlık sigortası kapsamı, toplum sağlık çalışanlarının rolü, artan sağlık tesisi sayısı ve sağlık hizmetlerine kolay erişim sağlayan vasıflı sağlık profesyonellerinin artması gibi birçok faktöre bağlı olduğunu vurgulamak önemlidir (National Gender Statistics Report, 2019).

Ruanda'da sağlık sigortası verilerine bakıldığında, 2013/14 döneminde kadınlar için yüzde 70,5 iken 2016/17 döneminde yüzde 74,5'e yükselirken, erkekler için aynı dönemde yüzde 69,4'ten yüzde 73,4'e yükseldiği görülmektedir. Ülkedeki nüfusun çoğunu kapsayan toplum sağlık sigortası (Mutuelle de santé) kullanımı ise, toplumun iyileştirilmiş sağlık hizmetlerine erişiminin artmasına büyük katkı sağlamıştır. Özellikle kadınlar ve çocuklar tarafından sağlık sigortasının kullanılması Ruanda'da anne ve bebek ölüm oranlarını büyük ölçüde azaltmıştır (National Gender Statistics Report, 2019). Öyle ki, anne ölüm oranı 2000'de 1.071 iken, 2014/2015'te bu sayı 210'a düşmüştür. Bebek ölüm oranları ise, (1.000 canlı doğum başına ölüm) 27 bebek ölümüne kadar düşmüştür.

HIV prevalansı 2005'ten beri sabit kalmıştır ve 15-49 yaşları arasındaki yetişkinlerde yüzde 3'te kalmaktadır (The State of Gender Equality in Rwanda). Bununla birlikte, eğilim, kadınların aynı yaş grubundaki (15-49 yaş) erkeklerden daha yüksek bir prevalansa sahip olduğunu göstermektedir. Bu boşluk muhtemelen kadınların ekonomik olarak erkeklere bağımlı olması ve kadınların HIV önleme yöntemlerini uygulama kararı alma konusundaki güvenlerinin sınırlı olması gibi biyolojik ve sosyal faktörlerden kaynaklanmaktadır (Statistical Year Book, 2019). Ayrıca Ruanda'da kadınların ortalama yaşam süresinde de geçmiş yıllara nazaran önemli bir artış görülmektedir. 2018 verilerine göre, kadınların ortalama yaşam süresi 69,9 erkeklerin ise, 66,1'dir. Bu sayı hala küresel ortalamanın (72) gerisinde kalsa da Ruanda için oldukça önemli bir gelişme olarak görülmektedir (https://data.worldbank.org/indicator).

SONUÇ

1980'li yılların sonunda sosyal ivme kazanan feminist düşünce, daha yoğun olarak uluslar arası ilişkiler ve sosyal politikanın da ilgi alanına girmiştir. Sanayi Devrimi ile başlayan süreçte giderek daha fazla dezavantajlı konuma gelen kadınların sert feminist çıkışlarla hak arama çalışmaları zaman zaman farklı sonuçlar vermiştir. Feminizmin kadın haklarının peşinde verdiği mücadelelerin bazen kadınların durumunu iyileştirdiği görülürken bazen de salt erkek karşıtlığı bir yapıya büründüğü de görülmüştür. Böyle durumların hak harama, hakları iyileştirmeden çıkıp sınıf mücadelesine sahne olduğu gözden uzak tutulmamalıdır. Bunun yanında, göçlerden, katliamlara ve soykırımlarına kadar uzanan süreçte her toplumsal şiddet olaylarının en fazla zarar göreni ne yazık ki kadınlar olmuştur. Kadın hakları kavramının yapıdan ibaret olarak görülmesi de kadın hakları konusunda bir başka kısır döngüdür.

Uluslararası sistemi erkek düşüncesinin hakim olduğu bir alan ve kadınların bu alanda görmezden gelindiği fikri feminist düşüncenin temelini oluşturmuştur. Daha çok insan ve birey üzerine eğilen feminist düşünce bu noktada özellikle kadınların güvenliği hususlarında çalışmalar yapmış ve savaş ve barıştan, siyasete, kadın istismarına ve tecavüze kadar kadınların haklarının görmezden gelindiği bir dizi olguda kadınların güvenliğinin nerede ve nasıl sağlanacağına dair eleştirel getirmiştir. Bu anlamda Ruanda örneği, geçmişte yapılan hataların düzeltilmesi ve geleceğe ışık tutması bakımından önemlidir.

1994 yılında Ruanda'da yaşanan insanlık dramı ve soykırım ülkenin tüm alanlarını ters yüz ettiği gibi kadınların üzerinde de oldukça olumsuz etkiler ortaya çıkmış ve kadınlar ne yazık ki bir savaş silahı görevi görerek türlü işkencelere ve cinsel şiddete maruz kalmışlardır. Katliamlar sonucunda yaklaşık olarak 1 milyon insanın hayatını kaybettiği Ruanda'da en az 250 bin kadın cinsel şiddet görmüştür.

Ülkede erkek nüfusun soykırım sonucunda büyük bir oranda azalması Ruanda'nın hem ülke olarak hem de kadınları için bir dönüm noktası olmuş ve gelinen noktada kadınlar, ülkeyi yönetmek, kalkındırmak ve üretmek için nüfusun çoğunluğunu oluşturan kesim olmuşlardır. Geleneksel Ruanda yaşamında soykırım öncesi, pek çok sosyal haktan mahrum bırakılan ve sadece ana işlevi çocuk doğurmak ve yemek yapmak olan kadınlar, günümüzde hükümet görevlerinin yüzde 30'unun kadınlarca üstlenilmesinin anayasal olarak şart koşulduğu bir ülkede ülke için en önemli varlıklar haline gelmişlerdir. Şartların zorunlu olarak mümkün kıldığı bu durum; yaşanan değişimin oranı, hızı ve başarısı bakımından kayda değerdir.

Toplumsal cinsiyet eşitliğine dayalı bir Anayasa'nın ülkede kabul edilmesi ile kadınların eğitim, sağlık, hukuki ve ekonomik özgürlüklerini ellerine almaları, Ruanda'yı günümüzde parlamentosunda kadınların yüzde 62'sini oluşturan bir ülke olarak dünya da toplumsal cinsiyet eşitliğinde en üst seviyeye çıkartmıştır. Bu durum dünya çapında örnek alınacak bir durumdur. Ruanda'da gelinen noktayı feminizm bakış açısına sıkıştırmak da doğru değildir. Toplumsal olarak kadınların görev ve rollerinin büyük bir açılım gösterdiğini ifade etmek gerekir.

Ruanda'da, soykırım öncesinde, eşlerinden izin almadan banka hesabı dahi açtıramayan kadınlar, bugün büyük bir ülkenin yönetilmesinde erkeklerin önünde geldiği bir konumda yer almaktadır. Ruanda barışın kadınlar tarafından sağlanabileceği düşüncesini kuvveden fiile dönüştürmüştür. Savaşların daha çok erkekler ile bağdaştırıldığı ve bunun sonucunda kadınların istemeden savaşa sokulduğu ve hatta savaş silahı olarak görüldüğü bir sistemde Ruandalı kadınların başarısı son derece önemlidir. İronik olan böyle bir başarının çok ağır bir soykırımdan sonra ortaya çıkmış olmasıdır. Kadınların toplum yaşamındaki rollerinin genişlemesinin ve değişiminin, soykırım ve katliamlardan sonra yaşanmayacağı, uzlaşma ve diyalogla olumlu mesafelerin alınacağı bir dünya özlemi, insanlığın geleceğini aydınlatacaktır.

KAYNAKÇA

Abbott, P. ve Malunda, D. (2016). "The Promise and The Reality: Women's Rights in Rwanda," *African Journal of International and Comparative Law.*

Abbott, P. and Rwica, J. (2014). *"End-of-Line Evaluation of 'Beyond Raising Awareness: Shifting the Power Balance to Enable Women to Access Land in Rwanda,"RCN J&D.*

Abbott, P. ve Rucogoza, M. (2011). "Legal and Policy Framework for Gender Equality and the Empowerment of Women in Rwanda,"*Institute of Policy Analysis and Research-Rwanda* 2011; Gender Monitoring Office, supra note 28.

Abouzeid, R. (2019). "Ruanda'yı Yeniden Yaratmak," National Geographic Türkiye, İstanbul, Kasım, 2019.

Albelda R., ve Tilly, C. (1997). *Glass Ceilings and Bottomless Pits:Women's work, women's poverty*, Boston: South End Press.

Alcoff, L.(1988). "Cultural Feminism Versus Post-Structuralism: the Identity Crisis in Feminist Theory,"*Signs*, Vol. 13, No. 3 (Spring, 1988).

Amott, T. ve Matthaei, J. (1991). *Race, Gender and Work: A Multicultural Economic History of Women in the United States*, Boston: South End Press.

Anupriya, G. (2014). "20 Years After the Genocide: 5 Remarkable Achievements Made in Rwanda," http://unfoundationblog.org/20-years-after-the-genocide-5-remarkable-achievements-made-in-rwanda/#sthash.0vkytyUE.dpuf, Erişim Tarihi: 10. 04. 2020.

Astrid, H. (2004). *Not My Mother's Sister: Generational Conflict and Third-Wave Feminism*, Bloomington: Indiana University Press.

Aydın, M. (1996). "Uluslararası İlişkilerde Yaklaşım, Teori ve Analiz," Ankara Üniversitesi Siyasal Bilgiler Fakültesi Dergisi, 51(1).

Benston, M. (1969). "The Political Economy of Women's Liberation,"*Monthly Review*, 21 (4), September.

Birdişli, F. (2012). "Eleştirel Güvenlik Çalışmaları Kapsamında Frankfurt Okulu ve Soğuk Savaş Sonrası Güvenlik Sorunlarına Eleştirel Bir Yaklaşım: Galler Ekolü," *Güvenlik Stratejileri*, Yıl:10 Sayı: 20.

Blankenship,K. (1993). "Bringing Gender and Race in: U.S. Employment Discrimination Policy,"*Gender and Society*, 7(2).

Boonyarit, B. (2019). "The Role of Rwandan Women in Rebuilding the Country," https://www.academia.edu/3761956/The_Role_of_Rwandan_Women_in_Rebuilding_the_Country, 2019, Erişim Tarihi: 10.04.2020.

Booth, D. ve Golooba-Mutebi, F. (2012). "Development Patrimonialism? The Case of Rwanda", AfricanAffairs, 111/444, ss.379-403.

Bryson, V. (1999). Feminist Debates: Issues of Theory and Political Practice, London: Macmillan Basingstoke.

Brunner, E. (2012). "Women, Peaceand Security: UN Resolution 1325 Put to the Test,"*Center for Security Studies*, Zurich.

Buchanan, I. (2011). "Socialist Feminism," *A Dictionary of Critical Theory*, Oxford Reference Online,

Oxford University Press.

Burnet, J. E. (2008). *Gender Balance and the Meanings of Women in Governance in Post-genocide Rwand*, *African Affairs*, London: Oxford University Press.

Buzan, B. & Hansen, L. (2009). *The Evolution of International Security Studies*, Cambridge: Cambridge University Pres.

Caprioli, M. (2000). "Gendered Conflict," *Journal of Peace Research*, Vol 37, No.1.

Chamberlain, P. (2017). "Introduction", *The Feminist Fourth Wave, Affective Temporality*, Cham: Springer International Publishing, Switzerland.

Cochrane, K. (2013). "The Fourth Wave of Feminism: Meet the Rebel Women,"

https://www.theguardian.com/world/2013/dec/10/fourth-wave-feminism-rebel-women, Erişim Tarihi:

20.04.2020).

Collier, P. (2010). *Wars, Gunsand Votes. Democracy in Dangerous Places*, London: Vintage.

Conley, J.J. (2010). "Marie Le Jars de Gournay (1565-1645)," *Internet Encyclopedia of Philosophy*, https://www.iep.utm.edu/2010/06/, Erişim Tarihi: 20.02.2020.

Constance, G. (2018). "The Waves of Feminism and Why People Keep Fighting Over Them, Explained," https://www.vox.com/2018/3/20/16955588/feminism-waves-explained-first-second-third-fourth, Erişim Tarihi: 20.04.2020).

Davis, A. Y. (1983). *Women, Race, and Class*, New York: Vintage Press.

Dedeoğlu, Beril (2016). U*luslararası Güvenlik ve Strateji*, İstanbul: Yeniyüzyıl Yayınevi.

Dejene, Y. (2008). *Rwanda Gender Assessment: Progress towards improving women's economic status*, African Development Bank, Ext: 2046.

Dilber, M. (2014). "Feminizm ve Güvenlik," *Uluslararası İlişkilerde Güvenlik Teorik Değerlendirmeler* (İçinde, Ed. Emre Çıtak-Osman Şen), Ankara: Uluslararası İlişkiler Kütüphanesi.

Eisenstein, Z. (1999). "Constructing a Theory of Capitalist Patriarchy and Socialist Feminism," *Critical Sociology*, 25, 2/3.

Enloe, C. (2004). "Gender' Is Not Enough: The Need for a Feminist Consciousness," *International Affairs, RoyalInstitute of International Affairs*,Vol. 80, No. 1.

Enloe, C. (2014). *Bananas, Beaches and Bases: Making feminist sense of international politics* (2nd ed.), Berkeley: University of California Press.

Elshtain, J. (1987). *Womenand War*, New York: Basic Books.

Evans, E. (2015). *The Politics of Third Wave Feminisms: Neoliberalism, Intersectionality, and the State in Britain andthe US*. London: Palgra ve Macmillan.

Ferguson,A. ve Hennessy, R. (2010). "Feminist perspectives on class and work," in *Stanford Uni (ed.). Stanford Encyclopedia of Philosophy*, https://plato.stanford.edu/entries/feminism-class/, Erişim Tarihi: 25.05.2020.

Fraser, N. (1989). *Unruly Practices: Power, Discourse, and Gender in Contemporary Social Theory*, Minneapolis: University of Minnesota Press.

Gamble, S. (2006). (Ed.) *The Routledge Companion to Feminism and Postfeminism*, London and New York: Routledge.

Harel-Shalev, A. (2017). "Gendering ethnic conflicts: Minority women in divided societies–thecase of Muslim women in India," *Ethnicand Racial Studies*, 40 (12).

Heywood, A. (2012). *Political Ideologies: An Introduction*, 5th Edition, London: Palgrave Macmillan.

Humm, M. (1990). "Wave (definition)", in Humm, Maggie (ed.), *The dictionary of feminist theory*, Columbus: Ohio State University Press.

Hyde, C. (2000). "Feminist Approaches to Social Policy," İçinde, *The Handbook of Social Policy, (Ed.* James Midgley, Martin B.Tracy ve Michelle Livermore), Sage Publications, U.S.A.

Izabiliza, J. (2020)."The Role of Women in Reconstruction: Experience of Rwanda," UNESCO, New York. http://portal.unesco.org/shs/en/files/9184/11387162411Presentation_

- _Jeanne_Izabiliza.pdf/Presentation%2B-%2BJeanne%2BIzabiliza.pdf.,(22.02.2020).

Jefreys, S. (2013).*Gender Hurts: A Feminist Analysis of thePolitics of Transgenderism*, Abingdon, Oxon: Routledge, Taylor & Francis Group.

Leghorn, L. ve Parker K. (1981). *Woman's Worth: Sexual Economics and the World of Women*, London: Routledge and Kegan Paul.

Lockard, C. (2007). *Societies, Networks, and Transitions: Volume 1*. California: Cengage Learning, Belmont.

Mikkola, A. (2007).*Development and Gender Equality: Consequences, Causes, Challenges and Curse*, Masters, FI-00014, University of Helsinki, Finland.

Mills, S. (1998). "Postcolonial Feminist Theory" in S. Jackson and J. Joneseds, *Contemporary Feminist Theories*, Edinburgh: Edinburgh University Press.

Munro, E. (2013). "Feminism: A Fourth Wave?" *Political Insight*, Vol: 4, No:2.

Musoni, P. (2007). Rebuilding Trust in post-conflictsituation through Civic Engagement: The Experience of Rwanda, *7th Global Forum on Reinventing Government;* Vienna, Austria.

Nader, M.A. (2016). "Gender Equality in Rwanda," *Research Gate*.

Nagar Bhushan, C. (2016). "Feminism in International Relations: Conceptual Analysis," *International Journal of Humanities&Social Science Studies,* Volume-III, Issue-III.

Naldini,M. (2011). "Introduction. Feminist Views on Social Policy and Gender Equality," *Sociologica*, 1/2011.

National Gender Statistics Report (2019). *Percentage of household classified as poor bysex of HH head*, http://www.statistics.gov.rw/publication/national-gender-statistics-report-2019, Erişim Tarihi: 23.02.2020.

National Gender Statistics Report (2019).*Rwanda Parliament from 1990 to 2018*, http://www.statistics.gov.rw/publication/national-gender-statistics-report-2019**,** Erişim Tarihi: 23.02.2020.

National Gender Statistics Report (2019). *Health and Nutrition*, http://www.statistics.gov.rw/publication/national-gender-statistics-report-2019, Erişim Tarihi: 24.02.2020.

National Institute Of Statistics of Rwanda (2014). "Fourth Population and Housing Census Rwanda 2012: Labour Force Participation," *Republic of Rwanda*.

National Instıtute Of Statistics Of Rwanda (2014). *Fourth Population and Housing Census Rwanda 2012: Population Size, Structure and Distribution*, Republic of Rwanda.

Nozaki, Y. (2008). *War, Memory, Nationalism and Education in Post-War Japan, 1945-2007*, New York and Oxon: Routledge.

Reed, E. (1973). *Woman's Evolution from Matriarchal Clan to Patriarchal Family*, New York: Pathfinder Press.

Sanday, P. (1981). *Female Power and Male Dominance: On the Origins of Sexual Inequality*, Cambridge: Cambridge University Press.

Sjoberg, L. ve Wrenn, M. J. (2007). "Feminist Security Studies: Conversations and Introductions," *ISA Compendium Project.*

Spicker, P. (2020). "Equality and welfare, An introduction to Social Policy," http://spicker.uk/social-policy/equality.html, Erişim Tarihi: 23.05 2020.

Statistical Year Book (2019). *Education Statistics*, https://www.statistics.gov.rw/publication/statistical-yearbook-2019 , Erişim Tarihi: 24.02.2020.

The State Of Gender Equality In Rwanda (2019). From Transition toTransformation, *Gender Monitoring Office*.

Tickner, J.A. (1992). *Gender in International Relations: Feminist Perspectives on Achieving Global Security*, New York: Columbia University Press.

Tickner, J.A. (2005). "Gendering a Discipline: Some Feminist Methodological Contributions to International Relations," *Signs*, Vol. 30, No. 4.

Tong, R. (1989). *Feminist Thought: A Comprehensive Introduction*, Chapter 1, Oxon: Unwin Human Ltd., United Kingdom.

Warren, K.J. (2000). *Ecofeminist Philosophy: A Western Perspective on What It Is and Why It Matters*, Lanham, Maryland: Roman &Littlefield Publishers.

Williams F. (1997). "Feminism and Social Policy," Robinson V., Richardson D. (eds) içinde, *Introducing Women's Studies*, London: Palgrave.

Willis, E. (1984). "Radical Feminism and Feminist Radicalism,"*Social Text*, 9/10: The 60's

Without Apology, Durham: Duke University Press, ss.91-118

Witt, C. (2012). "Feminist History of Philosophy," in Zalta, Edward N. (ed.)., *The Stanford Encyclopedia of Philosophy*.

Yalvaç, F. (2014). *Uluslararası İlişkilere Giriş* (Ed. Ali Balcı ve Şaban Kardaş) içinde "Eleştirel Teori" İstanbul: Küre Yayınları.

İNTERNET TABANLI KAYNAKLAR

http://study.com/academy/lesson/what-is-feminist-theory-definition-lessonquiz.html, Erişim Tarihi: 18.02.2020.

http://www.yorku.ca/mlc/sosc3990A/projects/radfem/radfem2.html, Erişim Tarihi: 19.02.2020.

https://www.merriam-webster.com/dictionary/feminism, Erişim Tarihi: 18.02.2020.

https://data.worldbank.org/indicator/SP.DYN.LE00.IN?locations=RW, Erişim Tarihi: 26.02.2020.

"Women's Movement (Political and Social movement," *Britannica Online Encyclopedia)*, https://www.britannica.com/event/womens-movement, Erişim Tarihi: 26.02.2020.

https://www.vox.com/2018/3/20/16955588/feminism-waves-explained-first-second-third-fourth, Erişim Tarihi: 27.02.2020.

https://www.un.org/womenwatch/osagi/wps/, Erişim Tarihi: 10.02.2020.

https://www.un.org/sustainabledevelopment/gender-equality/, Erişim Tarihi: 21.02.2020.

ÖMER LÜTFİ EFENDİ'NİN "ÜMİT BURNU SEYAHATNAMESİ"NDE 19. YÜZYIL GÜNEY AFRİKA'SINDA MÜSLÜMANLARIN DİNİ VE SOSYAL HAYATI

Dr. Hilmi Türkyılmaz
Dokuz Eylül Üniversitesi
Orcid:0000.0001.7490.6612

Özet
Seyahatnameler yazıldığı tarih ve yerler hakkında bize önemli ipuçları veren önemli belgelerdir. Bu metinlerde gezilip görülen yerlerin tarihleri, insanları, toplumsal yaşamları, gelenek ve görenekleri kültürleri, tabiat güzellikleri konu edilir. Onun için bu metinlerde antropoloji, tarih, hukuk, felsefe, sosyoloji ve teoloji gibi pek çok disiplini ilgilendiren konular yer alır. Dolayısıyla seyahatnamelerden, bahsedilen toplumun gündelik hayatı, dini ve sosyal hayatı hususunda bazen başka hiçbir yerde bulunmayacak veriler elde edilebilir. Bu bağlamda Ömer Lütfi Efendi'nin Ümit Burnu Seyahatnamesi'nde yazıldığı tarih itibariyle Güney Afrika'da yaşayan Müslümanların gündelik hayatı, dini ve sosyal hayatına dair önemli ipuçları bulunmaktadır. Güney Afrika'da yaşayan Müslümanlar, İslam dinini orijinal yazılı kaynaklarından öğrenememişler ve bunun sonucunda aralarında birbirinden farklı anlayış ve uygulamalar ortaya çıkmıştır. Söz konusu farklı anlayış ve uygulamalar dinin aslında olmadığından birçok yanlışlıkları da bünyesinde barındırıyordu. 19. yüzyıla gelindiğinde, bu yanlış anlayış ve uygulamalar Müslümanlar arasında çok ciddi çatışmalara sebep olmuştur. Bu çatışmalar İngiliz valisine bağlı mahalli hükümeti bile tedirgin etmeye başlamıştır. Bunun üzerinde Cape Town şehrinde yaşayan Müslümanların önde gelenleri, kendi aralarındaki çatışmalara son vermek ve İslam dinini asli şekliyle öğrenmek için İngiliz valisinin de onayı ile Osmanlı Devlet'ine müracaat ederek dinlerini öğretmek için bir din alimi isterler. Bu talep üzerine 1862'de Ebubekir Efendi isimli bir din alimi gönderilmeye karar verilir. İşte bu alimin yanında da ona yardımcı olarak Ömer Lütfi Efendi gönderilir. Ömer Lütfü Efendi, Ebu Bekir Efendi'nin öğrencisi, yardımcısı olarak yaklaşık dört yıl Cape Town'da kalır. Bu süre zarfında burada açılan İslam okulunda öğrencilere eğitimler verir, etrafı gezer ve gözlemlerde bulunur. Birkaç yıl kaldıktan sonra İstanbul'a geri döner. Güney Afrika'ya gidiş ve gelişinde farklı yolları kullanan Ömer Lütfi, seyahati boyunca izlenimlerini, gördüklerini ve duyduklarını yazıya geçirmiştir. "Ümit Burnu Seyahatnamesi" adlı bu eserde 19. yüzyılda Güney Afrika'da yaşayan Müslümanların gündelik hayatı, dini inançları, kültürleri ve sosyal hayatları hakkında önemli ipuçları bulunmaktadır. İşte bu çalışmada Ömer Lütfi Efendi'nin gözü ile bu tarihlerde yaşayan Müslümanların gündelik hayatı, dini ve sosyal hayatı ele alınacaktır.

Anahtar Kelimeler: Güney Afrika, Ümit Burnu Seyehatnâmesi, Ömer Lütfi Efendi, Ebu Bekir Efendi

THE RELIGIOUS AND SOCIAL LIFE OF MUSLIMS IN THE 19TH CENTURY SOUTH AFRICA IN THE "A TRAVELOGUE OF MY JOURNEY TO THE CAPE OF GOOD HOPE" OF OMER LUTFI EFFENDI

Abstract

Travel books are important documents that give us important clues about the dates and places where they were written. In these texts, the history, people, social life, customs and traditions, cultures, natural beauties of the places visited are mentioned. For this reason, these texts contain topics related to many disciplines such as anthropology, history, law, philosophy, sociology and theology. Therefore, data that sometimes cannot be found anywhere else can be obtained from the travel books about the daily life, religion and social life of the society in question. In this context, there are important clues regarding the daily life, religious and social life of the Muslims living in South Africa as of the date of Ömer Lütfi Efendi's writing on the Cape of Good Hope Travel Book. Muslims living in South Africa could not learn the religion of Islam from their original written sources, and as a result different approaches and practices emerged among them. Since the different understandings and practices in question did not actually exist, there were many mistakes in it. By the 19th century, these misunderstandings and practices caused serious conflicts among Muslims. These clashes began to disturb even the local government of the British governor. On top of that, the leaders of Muslims living in the city of Cape Town want a scholar to end their clashes among themselves and to teach their religion by applying to the Ottoman State with the approval of the British governor to learn the religion of Islam in its original form. Upon this request, it was decided to send a religious scholar named Ebubekir Efendi in 1862. Along with this scholar, Ömer Lütfi Efendi is sent to assist him. Ömer Lütfi Efendi, as a student and assistant of Abu Bakr Efendi, stayed in Cape Town for about four years. During this period, he teaches students in the Islamic school opened here, travels around and makes observations. After staying a few years, he returns to Istanbul. Ömer Lütfi, who uses different ways to travel to and from South Africa, has written his impressions, what he saw and heard during his travel. In this work named "the Cape of Good Hope Travel Book", there are important clues about the daily life, religious beliefs, cultures and social life of Muslims living in South Africa in the 19th century. In this study, the daily life, religious and social life of Muslims living in these dates will be discussed through the eyes of Ömer Lütfi Efendi.

Keywords: South Africa, Cape of Good Hope Travelogue, Omer Lütfi Effendi, Abu Bakr Effendi

FARKLI KÜLTÜRLERDE GELENEKSEL DAR DOKUMA TEKNİKLERİ VE MOTİF ÖZELLİKLERİ

Prof. Dr. H.Feriha AKPINARLI*
https://orcid.org/0000-0001-9073-059X
Cansu TAMBAŞ
Ankara Hacı Bayram Veli Üniversitesi

Özet
Geleneksel dar dokumalar, Anadolu'da ve birçok ülkede yapılmış ve yapılmakta olan, farklı tekniklerde üretilen ve yörelerin kimliğini yansıtan tekstil ürünüdür. Dar dokumalar incelendiğinde en güzel örneklerden biri Afrika'nın Gana şehrinde Ashanti bölgesinde, Kente dokumalardır. Anadolu'da ise çarpana ve kolandır. Araştırmanın amacı, farklı kültürlerde geleneksel dar dokumaların teknik, motif, renk özelliklerini incelemek ve yeni tasarımlar yapmaktır. Araştırma tarama niteliğinde betimsel bir çalışma olup, farklı kültürlerde geleneksel dar dokuma teknikleri ve motif özelliklerini kapsamaktadır. Araştırmanın evrenini farklı kültürlerdeki dar dokumalar oluşturmaktadır. Örneklemi ise, Kente ve Anadolu dar dokumalarından (kolan ve çarpana) farklı motif, renk ve kompozisyon özellikleri yansıtan 24 adet dar dokuma üzerinde çalışılmıştır. Elde edilen sonuçlara göre, Kente ve Anadolu dar dokumaları arasında benzerlik ve farklılıklar olduğu tespit edilmiştir. Anadolu ve Kente dokumalarda kullanılan renklerde her iki yörede ortak renklerin kullanıldığı Kente dokumalarda sarı renk, Anadolu dokumalarında ise siyah rengin yoğun olarak kullanıldığı tespit edilmiştir. Kolan ve çarpana dokumaların en ve boy ölçüleri yapılacak ürüne göre değişmektedir. Afrika dokumalarında ise en genişlikleri aynı ölçüdedir. Kente dokumalarında ipek iplik kullanılarak ince dokulu kumaşlar yapılmaktadır. Anadolu dar dokumalarında yün,kıl vb iplik kullanılarak daha kalın dokumalar çadır, çuval, hayvan bağı olarak veya birleştirilerek yaygı,çuval heybe yapılmaktadır.Elde edilen bilgi formları doğrultusunda motif ve renk özellikleri belirlenmiş 7 adet yeni yüzey tasarımı oluşturulmuştur.

Anahtar Kelimeler: Kente, Anadolu, Dokuma, Tasarım

TRADITIONAL NARROW WEAVING TECHNIQUES AND MOTIF CHARACTERISTICS IN DIFFERENT CULTURES

Abstract

Traditional narrow woven fabrics are textile products that have been produced and are still being produced in Anatolia and many other countries and are produced with different techniques that reflect the identity of the region. When narrow weavings are examined, one of the best examples is weaving to the city in Ashanti region of Ghana, Africa. In Anatolia, it is the kolan and çarpana.The purpose of the study is to analyze the technique, motif and color features of traditional narrow woven fabrics and to come up with new designs. This study is a descriptive work with a scanning attribute and involves traditional narrow weaving techniques and motif features in different cultures. The core of this research is made up of narrow woven fabrics in different cultures. The sampleis 24 narrowfabrics reflecting diffrerent motif, color and composition characteristics from the city and Anatolian narrow fabrics (Kolan and Çarpana) were studied.According to the results, it has been identified that Kente and Anatolian narrow woven fabrics have some similarities and differences. It has been determined that the colors used in Anatolian and Urban weaves are used in both regions, yellow color in Kente weaves and black in Anatolian weaves. The width and length measurements of the Kolan and Çarpana weavings vary according to the product to be made. In African fabrics, their width is the same size. Fine woven fabrics are made by using silk thread in urban weaving. In Anatolian narrow weavings, thicker weavings are made by using yarn such as wool, bristles, tents, sacks, animal ties, or by combining them. According to the information obtained, 7 new designs with determined motif and color characteristics have been designed.

1. Giriş

Kültür, toplumda gelenek halinde devam eden, her türlü duygu, düşünce, dil, sanat, yaşayış unsurlarının tümü, insanoğlunun doğada değişim yaratarak ortaya çıkardığı, her türlü fiziksel ve düşünsel birikimdir (Aktan ve Turar, 2007, s.2). Belirli bir toplumun etnik yapısı o toplumun tanınmasına ve diğer etnik yapılardan ayırıcı bir özellik olmaktadır. Bir toplumun kültürü motif, desen, renk, giyim vb. özellikleri onları diğer toplumlardan ayıran en önemli unsurlardır (Adom, Bonsu and Baah ,2016, p .41).

Bir toplumun yaşam tarzını, yapısını, geleneklerini, beğenilerini ve kültürlerini yansıtan, maddi ve manevi değerlerini gösteren ve bireylerin bilgi ve becerilerine dayanan çalışmaların bir bölümünü dokuma sanatını oluşturmaktadır. Bireyler, ince sanat zevklerini, estetik anlayışlarını, duygularını, hoşgörülerini üretmiş olduğu geleneksel dokuma sanatlarında yansıtmışlardır.

Anadolu'da olduğu gibi birçok toplumda da önemli bir yere sahip olan dokumalar, Afrika ülkelerinde de kendilerini ifade etmek için kullandıkları en önemli araç olmuştur. Farklı kültürlere sahip Anadolu ve Afrika bölgelerinde Kumaş dokumacılığı incelendiğinde, iki kültürün de kumaşları sadece süslenmek ve örtünmek için değil, yüzyıllardır bir iletişim aracı olarak kullandığı görülmüştür (Christine, 2015, p.1). Anadolu'da üretilen kumaşlar olduğu gibi Afrika'nın Asenta kentinde dokunan kente kumaşları da farklı özelliklere sahiptir. Kente kumaşları yaş, cinsiyet, sosyal durum, giysinin kullanım alanı vb. özellikleri yansıtmaktadır (Adom, Bonsu and Baah, 2016, p. 41).

Tekstilde, estetik ve sanat değeri bakımından kıymetli, geleneksel kültürümüzün en önemli örneklerinden birisi de dar dokumalardır (Akpınarlı ve Ortaç, 2007, s.80). Tüm toplumların ortak kültürü olan dokuma sanatının içerisinde önemli bir yere sahip olan dar dokumalar Anadolu da ve Afrika'da varlığını sürdürmektedir.

Dar dokumalar çeşitli enlerde şeritler halinde dokunan basit, geleneksel tekstil sanatıdır. Anadolu'da dar dokumalar kullanılan araca ve tekniğe göre kolan ve çarpana dokumalar olarak iki gruba ayrılmaktadır.

Kolan dokumalar; İki iplik sistemiyle, yün, kıl, pamuk vb. doğal ipliklerle yer tezgâhında, gücülerin yardımı ile çözgü iplerinin aşağı yukarı hareket ederek açılan ağızlıktan atkı ipliğinin geçirilmesi ile oluşan dokumalardır (Şahinoğlu ve Akpınar,2012, s.2). Çarpana dokumalar ise; çarpana kartlarından geçirilen çözgü ipliklerinin kartların hareketi ile açılan ağızlıktan atkı ipliklerinin geçirilmesi ile oluşan dokumalardır. Dar dokumalarda atılan atkı iplikleri dokuma yüzeyinde görülmemekte, dokumanın çözgü iplikleri renkleri ile desenler yapılmaktadır.

Afrika'da kente dokumaları; sabit ya da hareketli geleneksel Nsadua Kofi tezgahlarına yerleştirilen çözgü ipliklerinin hareketi ile açılan ağızlıktan atılan atkı iplikleri atılması ile dokunmaktadır.

Yapılan araştırmaların sonucunda dar dokumaların geçmişinin çok eskilere (M.Ö. 3000 yıllına) dayandığı ve yayılma merkezlerinden birisinin de Mısır olduğu bilinmektedir (Şahinoğlu Akpınar,2012, s.2). Bilinen en eski dar dokuma M.Ö 3000'lerde bulunmuş olan Ramsey Kuşağıdır (Kosif, 2014, s.2). Günümüzde ise Liverpool Arkeoloji Müzesindedir.

Dar dokumalar Anadolu'da sırtta çocuk taşımak, kundak bağı, yük taşımak vb. işler için dokunmaktadır. Afrika'da ise dar dokuma şeritleri birleştirilerek kadın ve erkekler için kıyafet haline getirilip giyilmektedir. İki toplumda da halen kullanılmakta olan dar dokumaların işlevselliğinin farklı olmasının yanında binlerce yıllık kültürü yansıtan motif, renk ve özellikleri de farklılık göstermektedir.

Bu çalışmanın amacı; farklı kültürlerde geleneksel dar dokuma teknikleri ve motif özelliklerini incelemek ve geleneksel motiflerine dayalı temalarla yeni tasarımlar oluşturmaktır. Çalışmanın yöntemi, tarama niteliğinde betimsel bir çalışma olup, farklı kültürlerde geleneksel dar dokuma teknikleri ve motif özelliklerini kapsamaktadır. Araştırmanın evrenini Anadolu ve Afrika kente dar dokumaları oluşturmaktadır. Örneklem olarak; Anadolu ve Kente dar dokumalarından motif, renk ve kompozisyon özellikleri farklı olan 24 adet dar dokuma üzerinde çalışılmıştır.

2. GELENEKSEL DAR DOKUMALARIN ÖZELLİKLERİ

Dar dokumalar Anadolu'da çarpana ve kolan dokumalar olarak sınıflandırılmakta, Afrika'nın Asenta Kente kentinde ise Kente dokumalar olarak bilinmektedir.

Asenta Kente Dokumaları: Asante Kente, göz kamaştırıcı, parlak ve çok renkli geometrik şekiller ile tanımlanmış dokumadır. (Kwaku Ofori-Ansa, 2009). Diğer bir tanıma göre; Kente bezi Asamoah-Yaw'ın (1992) "yaratıcı, düşünceli veya tasarımcı dokuma kumaştır" (Bode and Asere, 2014).

Kente Kumaşı Ashanti Bölgesi'nde Bonwire 'da üretilen Ashanti Lente ve Gana'nın Volta Bölgesinde bulunan bir dar dokumadır. Yaklaşık 3-5 inç genişliğinde ve 5-6 fit uzunluğunda olan dar şerit halinde (ntomaban veya bankuo olarak adlandırılır) dokunur. Hem erkekler hem de kadınlar için daha geniş bir kumaş parçası oluşturulmak üzere birkaç şerit birbirine dikilir (Christine, 2015). Orijinalinde beyaz ve siyah olarak dokunan kente bezi bitkilerden boyalar geliştirilerek farklı renklerde iplikler boyanmıştır. İndigo bitkisinden mavi, kurutulmuş cam ağacından kırmızı ve ıspanak yapraklarından yeşil renkler elde edilmiştir. Kente'nin sembolik önem taşıyan farklı motifleri bulunmaktadır (Christine, 2015).

Kente bezi, Kofi nsadua dokuma tezgahı adı verilen dar ve yatay bir ahşap yapı üzerinde dokunmaktadır (Lloyd,2017). Dokuma, erkekler tarafından çoğunlukla iki ya da dört çarkı olan dar çift kulplu dokuma tezgahlarında uzun, dar şeritlerde yapılır. Tezgahlar, gergin bir dizi iplik tutan temelde basit çerçevelerdir; dokuma sırasında çözgü ipliklerine gerginlik vermek için ağırlık kullanılır (Boateng, 2014, p.6).

Resim 2.1. Kente dokuma tezgahı (https://face2faceafrica.com/article/how-a-spider-web-inspired-the-rich-cultural-kente-cloth)

Resim 2.2. Kente erkek ve kadın giysisi (Lloyd, 2017)

Çarpana Dokumalar: "Çarpana dokuma; deri, ince levha, karton vb. sert malzemelerden üçgen, dörtgen veya altıgen şeklinde kesilmiş ve köşeleri delikli çarpana araçlarına, renk dağılım tablosuna göre hazırlanan çözgü iplikleri, çarpanların deliklerinde geçirilip, kartların 90 derece veya 180 derece döndürülerek atkı ipliği atılması ile elde edilen ince dokumaya çarpana dokuma denir (Onur, T. ve Arkadaşları, 1998 s. 21). Çarpanaların köşelerinde bulunan deliklerden geçirilen çözgü ipliklerinin, çarpana kartlarının belli sayılarda ileri geri, sağa sola çevrilmesi ile oluşan ağızlıktan atkı ipliğinin atılması sonucu gerçekleştirilen dokumalardır (Ergenekon ve Arkadaşları, 2004). Farklı yörelerde dikdörtgen iki ve altı delikli dörtgen, dört delikli üçgen, dört delikli altıgen, altı ve yedi delikli kartlarla yapılan çarpana dokumalara rastlanmaktadır (Yücer ve Arslan, 2014 s.127)."



Resim 2.3. 6-2-6-4-3 delikli çarpana kartları

Resim 2.4. Çarpana (Kosif, 2004, s.42)

Resim 2.5. Çarpana(Özgün, 2019,)

Kolan Dokuma : Kolan dokumaların eni ve uzunluğu kullanım yerlerine göre (yük taşıma, bebek beşiği, at yular vb) ayarlanır. Üç adet bir metre uzunluğunda çıtanın uçları üst kısımdan bağlanarak üç ayak şeklinde yere dikilir. Karşılıklı iki kazık çözgü boyuna göre çakılarak ve ipler gerilir. Çözgü ipleri gücü yapılarak aşağı yukarı sistemde ayrılarak bağlanır. Dokumadaki atkı ipliğinin çözgü ipliklerinin hareketi ile açılan ağızlıktan geçirilmesiyle dokuma işlemi başlar. Gücünün hareketi ile açılan ağızlıktan atkı iplikleri geçirilerek dokumaya istenilen uzunlukta devam edilir. Saçak, püskül vb. ile bitim işlemi uygulanarak dokuma tamamlanır (Yüceer Arslan, 2014, s.126).

Resim 2.6. Kolan dokuma (Türktaş ve Büber, 2013, s.909)



Resim 2.7. Kolan (Yüceer Arslan,2014, s.127)

Örneklem olarak incelenen Anadolu ve Kente 24 adet farklı özelliklere sahip dar dokumaların özelliklerini şöyle açıklayabiliriz;

Teknik: Kolan **Motif adı:** Baklava Dilimi, Paralel Çizgi, Göz **Boyut:** 5.3x193 cm **Kullanılan renkler:** Kahverengi, Lacivert, Beyaz **Kullanılan iplik:** Yün İplik	
Teknik: Çarpana **Motif adı:** Çizgi, Şerit **Boyut**: 3x 450 cm **Kullanılan renkler:** Siyah, Kırmızı, Krem, Sarı **Kullanılan iplik:** Yün İplik	
Teknik: Kolan **Motif adı:** Üçgen, Kesikli Çizgi, Nokta, Baklava Dilimi, Hayat Ağacı, Muska, Nazarlık **Boyut: 5.3x246 cm** **Kullanılan renkler:** Doğal Beyaz, Kahverengi **Kullanılan iplik:** Kıl İplik	
Teknik: Çarpana **Motif adı:** Üçgen **Boyut:** 5x 178 cm **Kullanılan renkler:** Krem, siyah **Kullanılan iplik:** Yün İplik	

Teknik: Çarpana **Motif adı:** Çizgi, Şerit **Boyut:** 3x 450 cm **Kullanılan renkler:** Siyah, Kırmızı, Krem, Sarı **Kullanılan iplik:** Yün İplik	
Teknik: Kolan **Motif adı:** Düz ve Kesik Çizgi, Çarpı, Baklava Dilimi **Boyut:** 3x300 cm **Kullanılan renkler:** Siyah, Pembe, Yeşil, Beyaz **Kullanılan iplik:** Sentetik İplik	
Teknik: Kolan **Motif adı:** Düz ve kesik çizgi **Boyut:** 3x 200 cm **Kullanılan renkler:** Siyah, sarı, yeşil **Kullanılan iplik:** Sentetik İplik	
Teknik: Çarpana **Motif adı:** Çizgi, merdiven, ok ucu **Boyut:** 1,5x 100 cm **Kullanılan renkler:** Kahverengi, beyaz, kırmızı	

Teknik: Kolan **Motif adı:** Çizgi, Şerit **Boyut:** 2x300 cm **Kullanılan renkler:** Siyah, Bordo, Krem **Kullanılan iplik:** Yün İplik	
Teknik: Kolan **Motif adı:** Çizgi **Boyut:** 2x400 cm **Kullanılan renkler:** Koyu Pembe, Açık Pembe, Kırmızı, Mavi, Beyaz **Kullanılan iplik:** Sentetik İplik	
Teknik: Kolan **Motif adı:** Çizgi, Kutucuk **Boyut:** 2.5x 480 cm **Kullanılan renkler:** Siyah, Yeşil, Pembe, Sarı, Beyaz **Kullanılan iplik:** Sentetik İplik	
Teknik: Kolan **Motif adı:** Düz ve Kesik Çizgi, Su Yolu **Boyut:** 4.2x230 cm **Kullanılan renkler:** Kahverengi turuncu **Kullanılan iplik:** Kıl İplik	

Teknik: Kente **Motif adı:** Makaskı, Kutucuk, Çizgi **Boyut:**3-5 inc x 5-6 fit **Kullanılan renkler:** Siyah, Yeşil, Pembe, Sarı, Beyaz **Kullanılan iplik:** İpek İplik	
Teknik: Kente **Motif adı:** Kare, Çizgi **Boyut:**3-5 inc x 5-6 fit **Kullanılan renkler:** Siyah, Yeşil, Pembe, Sarı, Beyaz **Kullanılan iplik:** İpek İplik	
Teknik: Kente **Motif adı:** Çizgi, Üçgen **Boyut:**3-5 inc x 5-6 fit **Kullanılan renkler:** Sarı, Kahverengi, Kırmızı **Kullanılan iplik:** İpek iplik	
Teknik: Kente **Motif adı:** Çizgi, Verev Çizgi, Zikzak **Boyut:**3-5 inc x 5-6 fit **Kullanılan renkler:** Sarı, Kahverengi, Siyah **Kullanılan iplik:** İpek iplik	

Teknik: Kente **Motif adı:** Eşkenar Dörtgen, Zikzak, Baklava Dilimi **Boyut:**3-5 inc x 5-6 fit **Kullanılan renkler:** Turuncu, Kahverengi,Sarı,Kırmızı **Kullanılan iplik:** İpek iplik	
Teknik: Kente **Motif adı:** Kutucuk, Çizgi, Zikzak **Boyut:**3-5 inc x 5-6 fit **Kullanılan renkler:** Sarı, Mavi, Bordo, Beyaz **Kullanılan iplik:** İpek iplik	
Teknik: Kente **Motif adı:** Çizgi **Boyut:3-5 inc x 5-6 fit** **Kullanılan renkler:** Turuncu, Yeşil, Lacivert, Sarı **Kullanılan iplik:** İpek iplik	
Teknik: Kente **Motif adı:** Çizgi, makaskı, kutucuk, üçgen **Boyut:**3-5 inc x 5-6 fit **Kullanılan renkler:** Sarı, Beyaz, Bordo, Turuncu,Yeşil **Kullanılan iplik:** İpek iplik	

Teknik: Kente **Motif adı:** Çizgi **Boyut:**3-5 inc x 5-6 fit **Kullanılan renkler:** Sarı, Siyah **Kullanılan iplik:** İpek iplik	
Teknik: Kente **Motif adı:** Çizgi **Boyut:**3-5 inc x 5-6 fit **Kullanılan renkler:** Siyah,kırmızı, sarı, beyaz **Kullanılan iplik:** İpek iplik	
Teknik: Kente **Motif adı:** Çizgi, Verev Çizgi, Zikzak **Boyut:**3-5 inc x 5-6 fit **Kullanılan renkler:** Bordo, Sarı, Yeşil, Mavi, Lacivert, Siyah, Beyaz **Kullanılan iplik:** İpek İplik	
Teknik: Kente **Motif adı:** Baklava Dilimi **Boyut:**3-5 inc x 5-6 fit **Kullanılan renkler:** Mavi, Kırmızı, Beyaz **Kullanılan iplik:** İpek İplik	

Kente ve Anadolu dar dokumalarının renkleri ile ilgili değerlendirme sonuçları Çizelge 2.1'de verilmiştir.

	Anadolu Dar Dokuma Renk Dağılımı															Kente Dar Dokuma Renk Dağılımı										
Bilgi Formu	Açık Pembe	Beyaz	Bordo	Kahve	Kırmızı	K. Pembe	Krem	Lacivert	Mavi	Pembe	Sarı	Siyah	Yeşil	Turuncu		Beyaz	Bordo	Kahve	Kırmızı	Lacivert	Mavi	Pembe	Sarı	Siyah	Yeşil	Turuncu
1				x										x		X						x	x	x	x	
2		x		x				x								X						x	x	x	x	
3		x								x	x	x	x										x	x	x	
4	x	x			x	x			x									x					x	x		
5			x				x					x						x	x				x			x
6					x		x				x	x				X	x				x		x			
7		X	x	x																x			x		x	x
8		x		x												X	x						x		x	x
9											x	x	x										x	x		
10		X								x		x	x			X			x				x	x		
11					x		x		x			x	x			X	x			x	x		x	x	x	
12					x		x					x				X			x	x	x					
Toplam	1	6	2	4	4	1	4	1	2	2	3	7	4	1		7	3	2	3	3	3	2	11	7	6	3
%	2,39	14,28	4,76	9,52	9,52	2,39	9,52	2,39	4,76	4,76	7,14	16,66	9,52	2,39		14	6	4	6	6	6	4	22	14	12	6

Çizelge 2.1. Afrika Kente ve Anadolu Dar dokumalarının Renk Analizi

Anadolu ve kente dokumalarda kullanılan renklerde her iki yörede de ortak renklerin kullanıldığı Kente dokumalarda sarı rengin Anadolu dokumalarında ise siyah rengin yoğun olarak kullanıldığı tespit edilmiştir. Kente dokumasında olmayıp Anadolu dokumalarında açık ve koyu pembe tonları da bulunmaktadır.

Dar Dokumaların en ölçüleri değerlendirilerek sonuçları Çizelge 2.2'de verilmiştir.

Çizelge 2.2. Afrika Kente ve Anadolu Dar dokumalarının En Analizi

Anadolu Örnek No	En(cm)	Kente Örnek No	En(cm)
1	4,2	1	7,62-12,70
2	5,3	2	7,62-12,70
3	2,5	3	7,62-12,70
4	2	4	7,62-12,70
5	2	5	7,62-12,70
6	3	6	7,62-12,70
7	1,5	7	7,62-12,70
8	5,3	8	7,62-12,70
9	3	9	7,62-12,70
10	3	10	7,62-12,70
11	4	11	7,62-12,70
12	5	12	7,62-12,70
Aritmetik	3,67		10,16

Kolan, çarpana ve kente dokumaların en ve boy ölçüleri incelendiğinde yapılacak ürüne özelliğine göre boyutlar değişmektedir. Dar dokumalarda önemli olan en genişliğidir. Anadolu da en genişliği en yüksek, 5,3 cm en düşük 1,5 cm'dir. En genişliğinin aritmetik ortalaması ise 3,67 cm'dir. Kente dokumalarında en genişliği en yüksek, 12,70 cm en düşük 7,62 cm, aritmetik ortalaması ise 10,16 cm'dir. Buda gösteriyor ki kente dokumalarında en genişliği daha fazladır.

İncelenen dar dokumaların İplik özellikleri değerlendirilerek sonuçları çizelge 2.3'de verilmiştir.

Çizelge 2.3 Afrika Kente ve Anadolu dar dokumalarının iplik Analizi

Anadolu Dar Dokumalarında Kullanılan Gereçler	Çözgü		Atkı		Kente Dar Dokumalarında Kullanılan Gereçler	Çözgü		Atkı	
	f	%	f	%		F	%	f	%
Sentetik	4	33,33	5	33,33	Sentetik	-	-	-	-
Yün	6	50	6	50	Yün	-	-	-	-
Kıl	2	16,67	2	16,67	Kıl	-	-	-	-
İpek	-	-	-	-	İpek	12	100	12	100
Toplam	12	100	12	100	Toplam	12	100	12	100

Çizelge 2.3. incelendiğinde Anadolu dar dokumalarında çözgü ve atkıda yün, kıl, sentetik ipliklerin kullanıldığı, kente dokumalarda ise çözgü ve atkıda ipek ipliğin kullanıldığı tespit edilmiştir. Buna göre Anadolu dar dokumaları ve kente dokumalar arasında iplik yönünden farklılık görülmektedir.

3.TASARIMLAR

Bu bölümümde incelenmiş olan Kente ve Anadolu dar dokuma örneklerinde en çok kullanılan motif ve renkler seçilerek tasarımlarda tema olarak alınmıştır. Her bir tasarım için dokumalar üzerindeki renk özellikleri, kullanım alanları ve motifleri detaylı işlenerek günümüzde kullanılacak 7 adet tasarım yapılmıştır. Tasarımların özellikleri şöyledir;

Tasarım No:1
Tasarımın Teması: Kente Dokuma
Kullanılan Teknik: Dijital Baskı

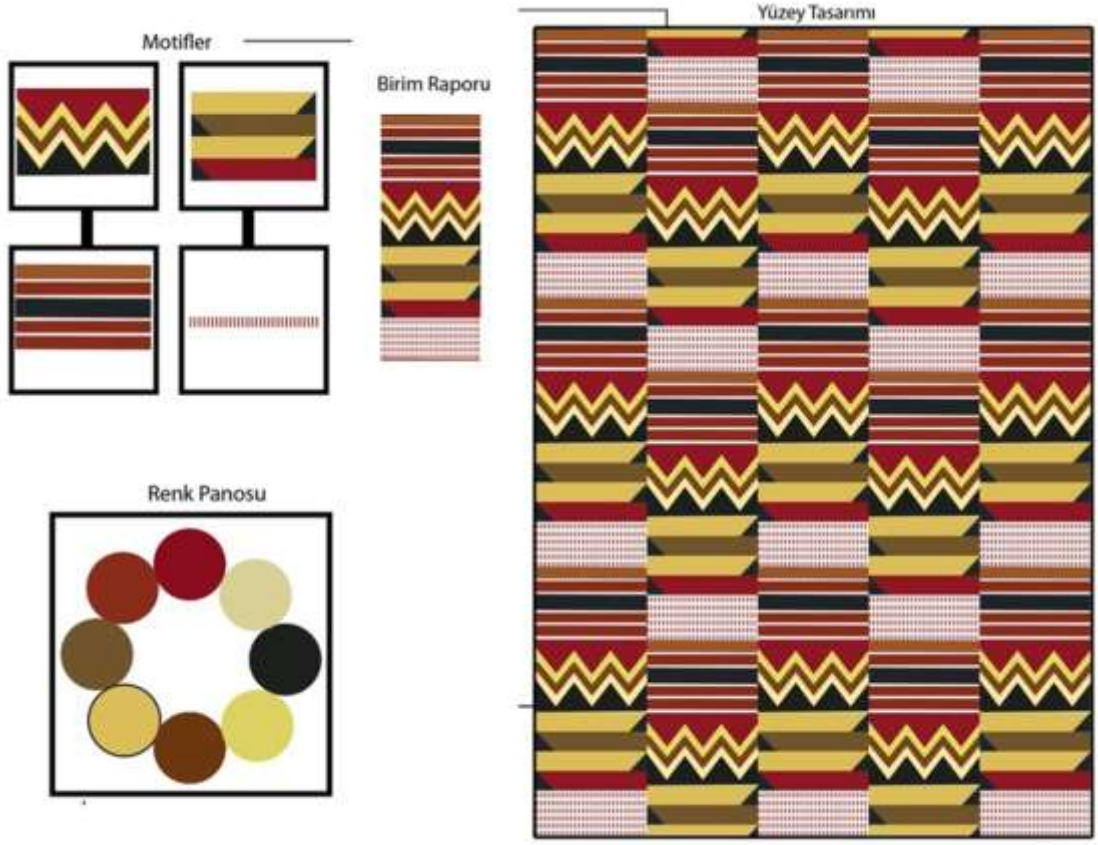

Tasarım 1 ‘de Kente dar dokumalarına ait 4 motif seçilmiş Kente dar dokumalarında kullanılan renkler ile renk panosu hazırlanmıştır. Illustrator programında seçilen motif ve renkler ile motif çizimleri ve renklendirme işlemi yapılmıştır. Motiflerle kompozisyon kurularak, birim raporu hazırlanmıştır. Tekrar ilkelerinden tam tekrar ilkesi kullanılarak hazırlanan birim yan yana 5 kez tekrar edilmiş ve kumaş yüzeyi oluşturulmuştur.

Tasarım No: 2
Tasarımın Teması: Anadolu Dokuma
Kullanılan Teknik: Dijital Baskı

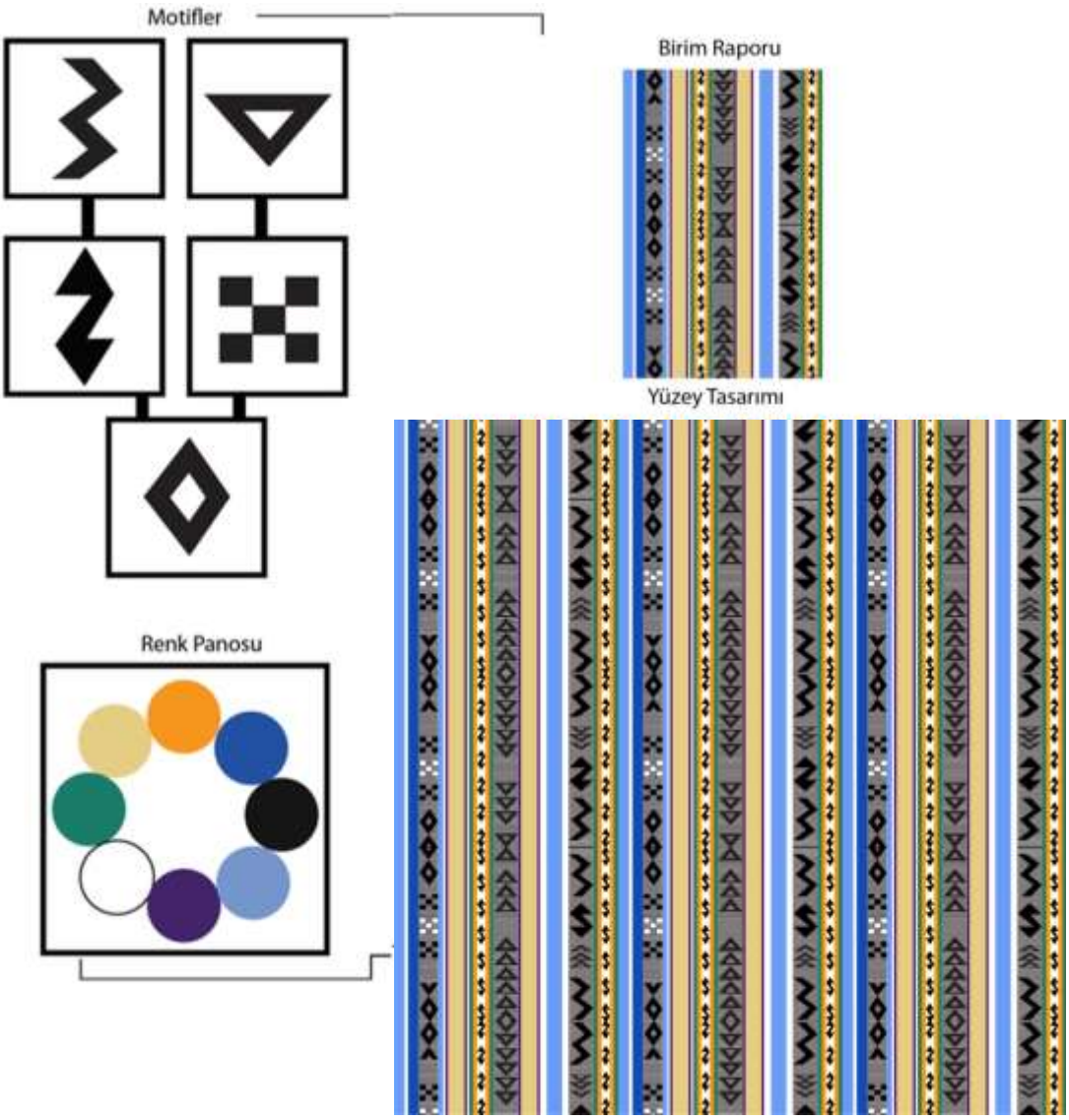

Tasarım 2‘de Anadolu dar dokumalarına ait 5 motif seçilmiş Anadolu dokumalarında kullanılan renkler ile renk panosu hazırlanmıştır. Illustrator programında seçilen motif ve renklerle motif çizimleri ve renklendirme işlemi yapılmıştır. Motiflerle kompozisyon kurularak, birim raporu hazırlanmıştır. Tekrar ilkelerinden tam tekrar ilkesi kullanılarak hazırlanan birim yan yana tekrar edilmiş ve kumaş yüzeyi oluşturulmuştur.

Tasarım No: 3
Tasarımın Teması: Kente Dokuma
Kullanılan Teknik: Dijital Baskı

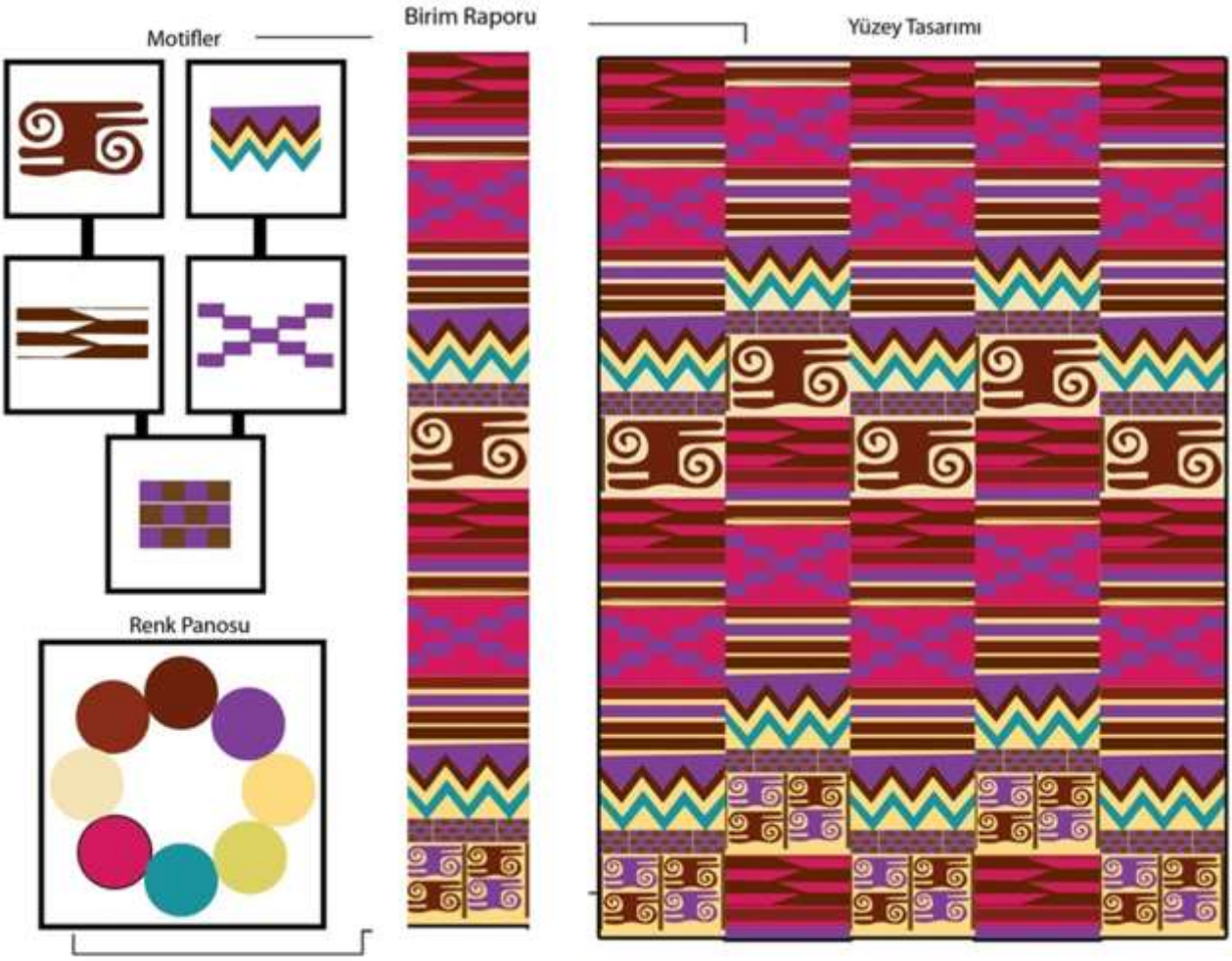

Tasarım 3 ‘te Kente dar dokumalarına ait 5 motif seçilmiş Kente dar dokumalarında kullanılan renkler ile renk panosu hazırlanmıştır. Illustrator programında seçilen motif ve renklerle motif çizimleri ve renklendirme işlemi yapılmıştır. Motiflerle kompozisyon kurularak, birim raporu hazırlanmıştır. Tekrar ilkelerinden tam tekrar ilkesi kullanılarak hazırlanan birim yan yana 5 kez tekrar edilmiş ve kumaş yüzeyi oluşturulmuştur.

Tasarım No: 4
Tasarımın Teması: Anadolu Dokuma
Kullanılan Teknik: Çarpana Dokuma

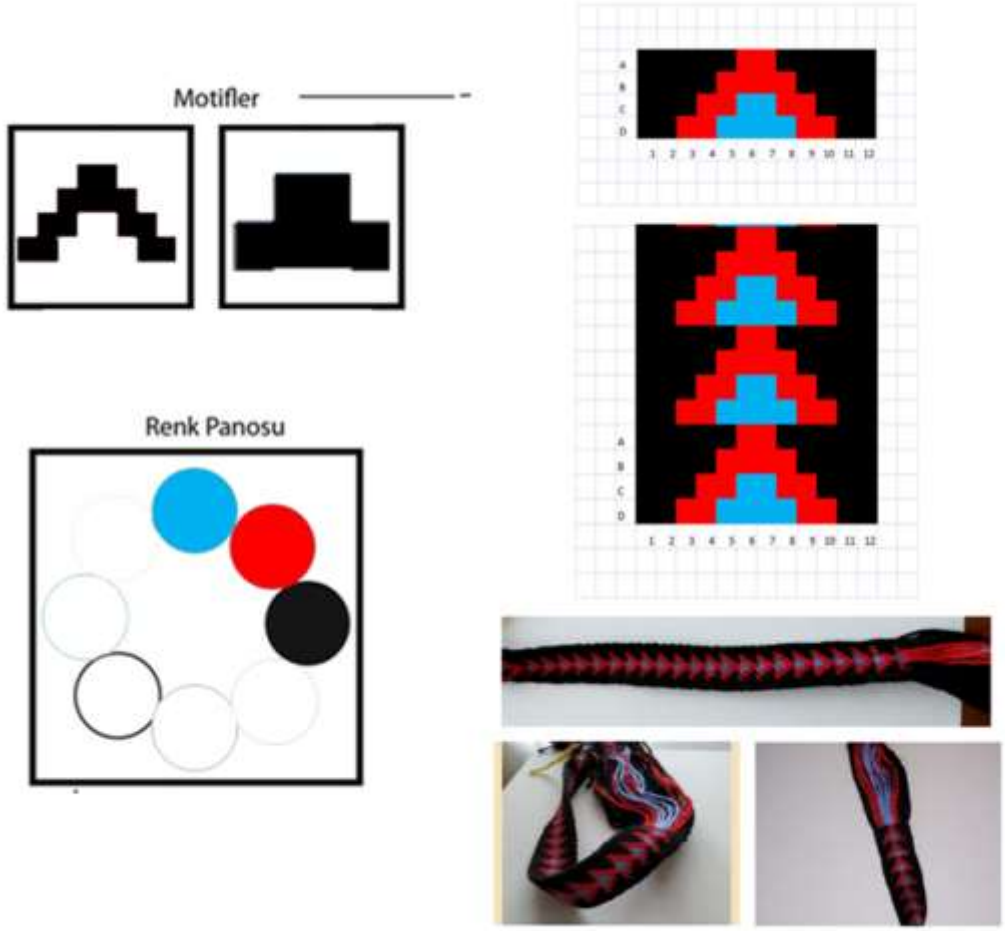

Tasarım 4 ‘te Anadolu dar dokumalarına ait 2 motif seçilmiş, Anadolu dar dokumalarında kullanılan renkler ile renk panosu hazırlanmıştır. Illustrator programında seçilen motif ve renkler ile motif çizimleri ve renklendirme işlemi yapılmıştır. Motiflerle kompozisyon kurularak, birim raporu hazırlanmıştır. Excel programında çarpana dokuma raporu hazırlanmış ve bu rapora göre sentetik iplikle çözgü çekme işlemi yapılmıştır. Hazırlanan çözgüler rapora göre çarpana kartlarından geçirilmiştir. İleri yönde çarpana kartları çevrilerek ve atkı ipliği atılarak dokuma işlemi tamamlanmıştır.

Tasarım No: 5
Tasarımın Teması: Anadolu Dokuma
Kullanılan Teknik: Çarpana Dokuma





Tasarım 5‘te Anadolu dar dokumalarına ait 2 motif seçilmiş, Anadolu dar dokumalarında kullanılan renkler ile renk panosu hazırlanmıştır. Illustrator programında seçilen motif ve renkler ile motif çizimleri ve renklendirme işlemi yapılmıştır. Motifler ile kompozisyon kurularak, birim raporu hazırlanmıştır. Excel programında çarpana dokuma raporu hazırlanmış ve bu rapora göre sentetik iplikle çözgü çekme işlemi yapılmıştır. Hazırlanan çözgüler rapora göre çarpana kartlarından geçirilmiştir. İleri yönde çarpana kartları çevrilerek ve atkı ipliği atılarak desen 8 kez tekrar edilmiştir. Daha sonra çarpana kartları geriye çevrilerek desen 6 kez tekrar edilmiş ve dokuma işlemi tamamlanmıştır.

Tasarım No: 6
Tasarımın Teması: Kente Dokuma
Kullanılan Teknik: Çözgü Yüzlü Dokuma

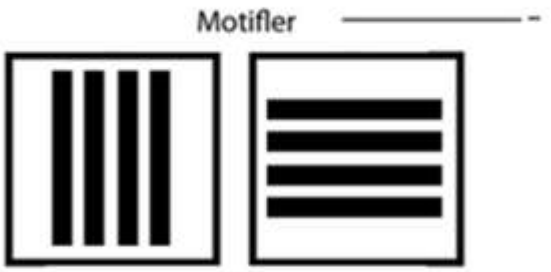

Tasarım 6‘da Kente dar dokumalarına ait 2 motif seçilmiş, Kente dar dokumalarında kullanılan renkler ile renk panosu hazırlanmıştır. Illustrator programında seçilen motif ve renkler ile motif çizimleri ve renklendirme işlemi yapılmıştır. Motifler ile kompozisyon kurularak, birim raporu hazırlanmıştır. Excel programında dokuma raporu hazırlanmış ve bu rapora göre sentetik iplikle dokuma tezgahından geçirilerek çözgü yüzlü dokuma yapılmıştır.

Tasarım No:7
Tasarımın Teması: Kente Dokuma
Kullanılan Teknik: Çarpana Dokuma



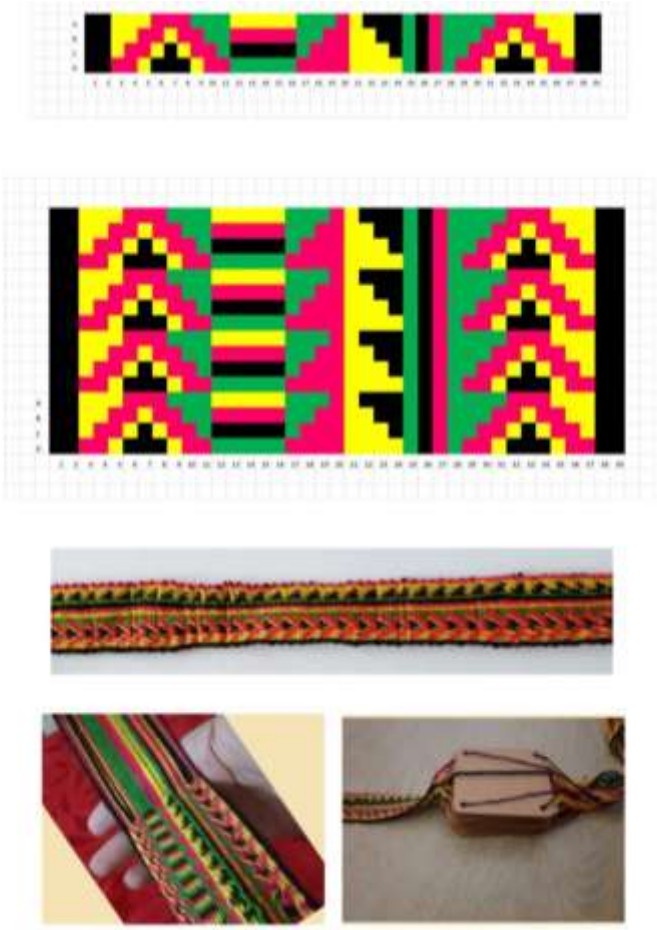

Tasarım 7‘de Kente dar dokumalarına ait 4 motif seçilmiş, Kente dar dokumalarında kullanılan renkler ile renk panosu hazırlanmıştır. Illustrator programında seçilen motif ve renkler ile motif çizimleri ve renklendirme işlemi yapılmıştır. Motifler ile kompozisyon kurularak, birim raporu hazırlanmıştır. Excel programında çarpana dokuma raporu hazırlanmış ve bu rapora göre sentetik iplikle çözgü çekme işlemi yapılmıştır. Hazırlanan çözgüler rapora göre çarpana kartlarından geçirilmiştir. İleri yönde çarpana kartları çevrilerek ve atkı ipliği atılarak desen tamamlanmıştır. Bu tasarımda çarpana kartları ile kente dar dokuma renk ve motifleri kullanılarak bir dokuma tasarımı yapılmıştır.

4.SONUÇ

Dar dokumaların tarihsel gelişimine bakıldığında ilk dar dokumaların M.Ö. 3000 yıllarında ortaya çıktığı ve ilk örneklerin çarpana kartları ile yapılan dokumalar olduğu görülmektedir. Kente dokumaların gelişiminin çeşitli efsanelere dayandığı günümüzde ise tarihinin Bonwire'da Bonwire'daki Nana Bobie'nin hükümdarlığı sırasında örümcek ağından fikir alan Ota Kraban ve Ameyaw tarafından yapıldığı söylenmektedir.

Anadolu ve kente dar dokumalarında tezgah, kullanılan dokuma teknikleri ve motifler yönünden benzerlik ve farklılıklar olduğu tespit edilmiştir.Kullanılan iplik özellikleri ve kullanım alanları farklıdır.Kente dokumalarında ipek iplik kullanılarak ince dokulu kumaşlar elde edilmekte ve bu kumaşlar birleştirilerek kadın ve erkek giysilerinde kullanılmaktadır. Anadolu dar dokumalarında yün,kıl vb iplik kullanılarak daha kalın dokumalar elde edilmekte ve bu dokumalar çadır, çuval, hayvan bağı olarak veya birleştirilerek yaygı,çuval heybe yapılmaktadır.

Anadolu ve Kente dokumalarda kullanılan renklerde her iki yörede ortak renklerin kullanıldığı Kente dokumalarda sarı renk, Anadolu dokumalarında ise siyah rengin yoğun olarak kullanıldığı tespit edilmiştir. Kolan ve çarpana dokumaların en ve boy ölçüleri yapılacak ürüne göre değişiklik göstermektedir. Kente dokumalarında ise en genişlikleri aynı ölçüdedir. Anadolu da en genişliği en yüksek, 5,3 cm en düşük 1,5 cmdir. Kaynaklardan elde edilen bilgiye göre kente dokumalarında en genişliği en yüksek, 12,70cm en düşük 7,62 cmdir. Buda gösteriyor ki kente dokumalarındaki en genişliği daha fazladır.

Yapılan tasarımlarda Anadolu ve Kente dokumalarında her iki yörede de yaratıcılığa ve üretime açık olan özellik taşımaktadır. Kente ve Anadolu da kullanılan dar dokumalarda çok fazla desen üretilebilir ve üretilen desenler dokuma esnasında farklı özellikte dokulara dönüştürülebilir.

Geleneksel açıdan önemli olan yöresel dar dokumalar tekstil endüstrisinde de kumaş yüzeyi oluşturmada önemli kaynaklar ve ülkelerin önemli kimlikleri olarakta karşımıza çıkmaktadır.

KAYNAKÇA

Adom, D., Bonsu, S., H., ve Baah, S., K. 2016. The Influence Of European Elements On Asante Kente, *International Journal of Innovative Research and Advanced Studies (IJIRAS),*Volume 3 Issue 8, July.

Akpınarlı, F. ve Ortaç, S. 2007. Ankara Çubuk İlçesi Çarpana Dokumaları, *S.Ü. Selçuklu Araştırma Merkezi I. Uluslararası Türk El Dokumacılığı Kongresi Bildirileri*. *Konya.*

Aktan, C.,C. ve Tutar, H. 2007. Bir Sosyal Sabit Sermaye Olarak Kültür, Pazarlama ve İletişim Kültürü Dergisi, Cilt 6, Sayı 20.

Boateng, B. 2014. Adinkra and Kente Cloth in History, Law, and Life, Textile Society of America Symposium Proceedings.

Büber, S. 2013. *Konya Bozkır İlçesinde Bulunan Kolan Dokumaları ve Bazı Özellikleri*, Yüksek Lisans Tezi, Konya.

Christine, K. A. 2012. *Kente Cloth Patterns In The Creation Of Aesthetically Appealing and Sustainable Spaces At The AIC Youth Center.* Unıversıty Of Naırobı.

İnternet1:(https://face2faceafrica.com/article/how-a-spider-web-inspired-the-rich-cultural-kente-cloth) adresinden 13 Mart 2019'da alınmıştır.

Sarıoğlu, H., Ergenekon, C., Ülger, N., Başaran, F., (2004). **Dokuma I Çarpanalı Dokumalar**. Ankara: Ya-Pa yayını.

Kosif, B. 2014. *Elazığ İli Kolan ve Çarpana Dokumaların İncelenmesi*, Yüksek Lisans Tezi, Ankara.

Kosif, B. 2014. *Elazığ İli Kolan ve Çarpana Dokumaların İncelenmesi*, Yüksek Lisans Tezi, Ankara.

Kwaku Ofori-Ansa. 2009. History of Ashanti Kente Cloth-- More than a Piece of Fabric. Midwest Global Group, Inc. Retrieved August 4, 2013 from http://Kente.midwesttradegroup.com/history.html

Lloyd, K. 2017. *Kente Cloth Everythıng You Need To Know About Kente*.

Onuk, T., Akpınarlı, F., Ortaç, S. ve Alp, Ö. 1998. **İçel El Sanatları**, Ankara, T.C.Kültür Bakanlığı Yayınları.

Şahinoğlu Akpınar,T. 2012. *Trabzon İli Düzköy İlçesinde Kolan Dokumacılık*, Yüksek Lisans Tezi, Ankara.

Yüceer Arslan, H. 2014. Kolan Dokumanın Giysi Tasarımında Kullanılması, Motif Akademi Halkbilimi Dergisi.

Coronavirus Disease (COVID-19): The Impact on Entrepreneur's Businesses in Akwa Ibom State

AKPAN, E. Ebenezer
Corporate Institute of Research and Computer Science
UMOUDO, Bassey Iniobong
Akwa Ibom State College of Education, Afaha Nsit

Abstract
COVID-19 is caused by a contagious newly identified virus, and can have an enormous public health impact with substantial fatal outcomes in high-risk groups and economic and societal disruption. Therefore, it is important that measures that are appropriate and proportionate to each phase of the epidemic are immediately put in place to interrupt human-to-human transmission chains, prevent further spread, reduce the intensity of the epidemic and slow down the increase in cases. Hit by the Covid-19 slump, followed by social distancing and a nationwide lockdown, businesses are experiencing major impacts no matter how established they are and are having to re-look at how they manage and operate their business including re-visitation of their business plan, to suit daily activities which are confined to online platforms. The study therefore sought to assess the impact of Covid-19 on entrepreneurs' businesses in Akwa Ibom State. The study made use of The Expost-facto survey design. The population of the study consisted of all entrepreneurs' businesses in Akwa Ibom State. 30 respondents were obtained as the sample size through a stratified systematic sampling technique. The instrument used for data collection was an interview schedule titled ""CORONAVIRUS DISEASE (COVID 19) IMPACT ON ENTREPRENEUR'S BUSINESSES QUESTIONNAIRE" (CDIEBQ). Instrument reliability was tested using Cronbach reliability test at 0.86 coefficient. The data obtained was analyzed using the descriptive statistics for the research questions and simple regression for hypothesis. The result was tested for significance at 0.05 alpha level. The study concluded that the presence of covid-19 has been identified in Akwa Ibom State and there is significant influence of covid-19 lockdown effects on entrepreneur's businesses in Akwa Ibom State. One of the recommendations made was that during this lockdown period, entrepreneurs must strive to move with the trend by adopting the use of online platforms such as online banking transactions, online discount to customers, online after-sales services to still render services to customers.

Key Words: Covid-19, pandemic, lockdown, entrepreneur's businesses

Introduction

Coronavirus disease 2019 (COVID-19) emerged in December 2019 in Wuhan, the capital of Hubei province, China. While the outbreak in China is almost over, this highly contagious disease is currently spreading across the world, with a daily increase in the number of affected countries, confirmed cases and infection-related deaths. On 30 January 2020, the World Health Organization (WHO) declared that the outbreak of COVID-19 constituted a Public Health Emergency of International Concern. Based on the high levels of global spread and the severity of COVID-19, on 11 March 2020, the Director-General of the WHO declared the COVID-19 outbreak a pandemic Akerstrom et.al. (2005). COVID-19, from the family of Coronavirus (others include SARS, H5N1, H1N1 and MERS), is a contagious respiratory illness transmitted through the eyes, nose, and mouth, via droplets from coughs and sneezes, close contact with infected person and contaminated surfaces. It has an incubation period of approximately one to fourteen days. The symptoms include cough, fever and shortness of breath, and it is diagnosed through a laboratory test. The contagion could lead to severe respiratory problems or death, particularly among the elderly and persons with underlying chronic illnesses.

Some infected persons however, are carriers for the virus with no symptoms while others may experience only a mild illness and recover easily (WHO, 2020). According to Del Rio (2020), the crisis of COVID-19 has already transformed into business and labor market shock, impacting both small, medium and large scale businesses. Businesses are facing serious challenges, especially entrepreneurs since all business men are forced to stay indoors amidst the pandemic

Statement of the problem

On daily basis, new cases of coronavirus (COVID-19) emerge around the world. People are being affected by the rate at which the virus spreads, they are being quarantined in hospitals and aboard ships in distant ports, and the movement of labor and vital supplies has been significantly distorted. Currently, COVID-19 has been considered a pandemic as a result of its speed and scale of transmission. Disruptions to production, have now spread to supply chains across the world. Businesses are facing serious challenges, especially entrepreneurs, with a real threat of significant declines in revenue, insolvencies and job losses in specific sectors. The study therefore sought to assess the impact of covid-19 on businesses in Akwa Ibom State.

Objectives of the study

The main objective of the study was to assess the impact of Covid-19 on entrepreneur's businesses in Akwa Ibom State. Specifically, the study sought to:

1. To find out the extent of the prevalence of covid-19 in Akwa Ibom State.
2. To examine the health effects of covid-19 on human beings.
3. To assess the covid-19 lockdown effects on entrepreneur's businesses in Akwa Ibom State.

Research Questions

1. What is the extent of the prevalence of covid-19 in Akwa Ibom State?
2. What is the health effects of covid-19 on human beings?
3. What is the covid-19 lockdown effects on entrepreneur's businesses in Akwa Ibom State?

Hypotheses

Ho1: There is no significant influence of covid-19 lockdown effects on entrepreneur's businesses in Akwa Ibom State.

Concept of Coronavirus

The novel Coronaviruses are not new infectious pathogens in the world. The first described coronavirus was isolated from chickens in 1937. Human coronaviruses were first identified in the mid-1960s (https://www.cdc.gov/coronavirus/index.html). Coronaviruses are a group of viruses belonging to the family of *Coronaviridae*, which infect both animals and humans. Human coronaviruses can cause mild disease similar to a common cold, while others cause more severe disease (such as MERS - Middle East Respiratory Syndrome and SARS–Severe Acute Respiratory Syndrome). According to the genome structure and phylogenetic analysis of coronaviruses, the Coronaviridae family can be divided into four genera: α, β, γ, and δ. The coronaviruses of the α and β genera generally infect mammals and humans, while the coronaviruses of the γ and δ genera mainly infect birds. SARS-CoV-2 (covid-19) is a novel coronavirus of the β genus; it is round or oval, with a diameter of approximately 60–140 nm and a crown-shaped appearance under an electron microscopy. (Akerstrom et al, 2006).. Besides SARS-CoV-2, six other corona- viruses can infect humans, including human coronavirus 229E (HCoV-229E), OC43 (HCoV-OC43), NL63 (HCoV-NL63), HKU1 (HCoV-HKU1), SARS-CoV, and MERS-CoV. They can be stored for several years at −80 °C and inactivated at 56 °C for 30 min (the most commonly used method to inactivate SARS-CoV-2 in the laboratory). In addition, 75% ethanol, peracetic acid, and chlorine- containing disinfectants can effectively inactivate SARS-CoV-2. (Lu et al., 2019)

Coronavirus can cause human respiratory tract infection or animal intestinal infection. The process of virus infection requires the participation of receptors on the surface of the host cell membrane. The S protein on the surface of coronavirus can recognize and bind to the receptor and then invade the host cell through clathrin-mediated endocytosis. Signs and symptoms include respiratory symptoms and include fever, cough and shortness of breath.

Concept of COVID-19

COVID-19, subsequently named SARS-CoV-2 is defined as illness caused by a novel coronavirus now called severe acute respiratory syndrome coronavirus 2 (SARS-CoV-2; formerly called 2019-nCoV), which was first identified amid an outbreak of respiratory illness cases in Wuhan City, Hubei Province, China. It was initially reported to the WHO on December 31, 2019. On January 30, 2020, the WHO declared the COVID-19 outbreak a global health emergency. On March 11, 2020, the WHO declared COVID-19 a global pandemic.

Illness caused by SARS-CoV-2 was recently termed COVID-19 by the WHO, the new acronym derived from "coronavirus disease 2019." The name was chosen to avoid stigmatizing the virus's origins in terms of populations, geography, or animal associations. Another coronavirus, SARS-CoV-1, the cause of the Severe Acute Respiratory Syndrome (SARS) outbreak in 2003, was also closely related to other coronaviruses isolated from bats. These close genetic relations of SARS-CoV-1, SARS-CoV-2 and other coronaviruses, suggest that they all have their ecological origin in bat populations. Many of these coronaviruses can also infect several animal species. Buonavoglia et al (2006).

Nigerian recorded its first case of COVID-19 on the 25th of February 2020 with the index case being an Italian man who works in Nigeria and flew into the commercial city of Lagos from Milan. The treatment is symptomatic, and oxygen therapy represents the major treatment intervention for patients with severe infection. Outpatients with COVID-19 should stay at home and try to separate themselves from other people in the household. They should wear a face mask when in the same room (or vehicle) as other people and when presenting to health care settings. Disinfection of frequently touched surfaces is also important. According to Anand et al (2003), prevention is, so far, the best practice in order to reduce the impact of COVID-19 considering the lack of effective treatment. In order to achieve this goal, the main measures are the following:

(1) to use face masks; (2) to cover coughs and sneezes with tissues; (3) to wash hands regularly with soap or disinfection with hand sanitizer containing at least 60% alcohol; (4) to avoid contact with infected people; (5) to maintain an appropriate distance from people; and (6) to refrain from touching eyes, nose, and mouth with unwashed hands.

Prevalence of Covid-19 in Akwa Ibom State

As many states of the federation began to record cases of COVID-19, many believe it was only a matter of before it would hit Akwa Ibom State and it came to pass even though the index case and mortality rate is far below the horrible encounters experienced in other states of Nigeria and other parts of the world. As at the time this research was carried out there was a total index case of seventeen people, twelve discharge and two deaths. According to Udonquak (2020), before the announcement by the National Centre for Disease Control that five persons had tested positive for COVID-19 in Akwa Ibom State, there had been calls for a lockdown of the state, which many thought would have presented the ‘entry of the disease’ to the state and this was ignored.

According to the statement issued by the health commissioner, Dominic Ukpong, the state government only heard about the test results in the news, adding that all five reported cases have been contacted and they have showed no symptoms of COVID-19. “The confirmed cases who are mostly healthcare professionals are in good health and have so far presented no symptoms. However, they have been moved to the isolation centers for proper management and the process of contact tracing has begun, to identify those who they may have been exposed to.

The Health Effect of Covid-19 on Human Beings

WHO and public health authorities around the world are acting to contain the COVID-19 outbreak. However, this virus is generating health issues throughout the population, both physically and psychologically. Antonio (2005): Physically, COVID-19 main symptoms include Fever, Cough, Dyspnea, Headache, Sore throat, Sputum production, Hemoptysis, Diarrhea, Lymphopenia and even death. The possibility of COVID-19 should be considered primarily in patients with new onset fever and/or respiratory tract symptoms (e.g., cough, dyspnea). The period from the onset of COVID-19 symptoms to death ranges from 6 to 41 days with a median of 14 days. This period is dependent on the age of the patient and status of the patient's immune system, the likelihood of COVID-19 is increased if the patient: (1) resides in or has travelled within the prior 14 days to a location where there is community transmission of SARS-CoV-2; (2) has had close contact with a confirmed or suspected case of COVID-19 in the prior 14 days, including through work in health care settings. Close contact includes being within approximately six feet (about two meters) of a patient for a prolonged period of time while not wearing personal protective equipment or having direct contact with infectious secretions while not wearing personal protective equipment. COVID-19 affects people psychologically by changing their perception and believe, causing anxiety and fear about the virus. (Wu et al, 2020)

Covid-19 and Lockdown in Akwa Ibom State

According to the Premium Time, April 29 2020, following the rapid spread of the virus in social gatherings, Akwa Ibom State is currently in a lockdown to help curtail the spread of the virus. Governor Udom Emmanuel had in a broadcast on April 2 announced an initial 14-days lockdown of Akwa Ibom state and later extended it by seven days on April 16. The governor has directed that the taskforce for containment of the spread of the COVID-19 pandemic in Akwa Ibom State be trained and equipped to undertake its critical task, as the state commences a week long lockdown. On the lock down, the state chief executive stated that it will not affect foodstuff markets, explaining that shutting down the market in a state where a good number of citizens live on subsistent farming and petty trading, will bring untold hardship on the people. The Secretary to the State Government, Emmanuel Ekuwem, who is also the Chairman, Covid-19 Management Committee, said the decision to extend the lockdown was painful but very necessary to curtail the spread of the pandemic. He urged residents to continue to observe all personal hygiene guidelines earlier issued by the state government and experts as well adhere to the social distancing. He reminded residents that the lockdown order and other measures already announced to contain coronavirus were still in force, urging residents to cooperate with security agencies.

Medical Personnel's Effort in Combating Covid-19 in Akwa Ibom State

Health workers are at the front line of any outbreak response and as such are exposed to hazards that put them at risk of infection with an outbreak pathogen (in this case COVID-19). Hazards include pathogen exposure, long working hours, psychological distress, fatigue, occupational burnout, stigma, and physical and psychological violence. Avendano (2003). On this note, according to the Premium Time, April 29 2020, Governor Udom Emmanuel gave the directive when he met with executives of the Conglomeration of Health Workers against

COVID-19 at Government House, Uyo. The Conglomeration of Health Workers against COVID-19 is an amalgamation of the four 4 major health care associations in Akwa Ibom state, including the Nigerian Medical Association (NMA), the Pharmaceutical Society of Nigeria (PSN), the National Association of Nigerian Nurses and Midwives (NANNM) and the Association of Medical Laboratory Scientists (AMLSN). In his remarks, Governor Emmanuel commended health workers' unions for their show of patriotism, solidarity and commitment toward forestalling incidence and spread of the global pandemic in Akwa Ibom state. Speaking on behalf of the Conglomeration of Health Workers against COVID-19, Akwa Ibom State Chairman of the Nigerian Medical Association (NMA), Dr. Nsikak Nyoyoko, lauded the visionary leadership of Governor Udom Emmanuel which, he said, was evident in the massive upgrade of medical facilities in the state. This, he added, has earned the Governor the prestigious national recognition of Healthcare Ambassador. He therefore assured the Governor of the readiness of the army of health workers to the war against COVID-19.

Covid-19 Lockdown Effects on Entrepreneurs Businesses in Akwa Ibom State

Due to the slowdown in the national economy and lockdown in some states such as Lagos, Rivers, Akwa Ibom and more, as a result, Covid-19 has taken its toll on business firms causing disruptions in production. All businesses, regardless of size, are facing serious challenges, especially business entrepreneurs, with a real threat of significant declines in revenue, insolvencies and job losses in the work sector. Sustaining business operations will be particularly difficult for Small and Medium Enterprises (SMEs) (Priya 2020). Following the lockdown in Akwa Ibom State, particularly in Uyo as the main town, business entrepreneurs are finding it challenging to carry on their daily business operations. Following travel bans, border closures and quarantine measures, many workers cannot move to their places of work or carry out their jobs, which has knock-on effects on incomes, particularly for informal and casually employed workers. A pause in entrepreneur's business in Akwa Ibom State has subsequently affect the states' work sector in the following ways:

(a) The quantity of jobs (both unemployment and underemployment); the shock to labor demand is likely to translate into significant downward adjustments to wages and working hours, following the mass withdrawal of individuals into their homes. Since the only business firms instructed by the government to operate are the supermarkets and pharmaceutical shops, informal employment tends to increase. However, the current limitations on the movement of people and goods may restrict this type of coping mechanism.

(b) The quality of work (e.g. wages and access to social protection); worker's remuneration will subsequently reduce in the operating businesses due to lack of customers to patronize them.

(c) Effects on specific groups who are more vulnerable to adverse labor market outcomes. Migrant workers are particularly vulnerable to the impact of the lockdown, which will constrain both their ability to access their places of work in destination countries and return to their families.

Survival Strategies for Businesses during covid-19 Lockdown

The rapid spread of the virus has encouraged social distancing which led to the shutdown of financial markets, corporate offices, businesses and events. Though the world is under lockdown, internet connectivity is strong and its accompanying systems are as effective as ever before. Daily activities are confined to online platforms. Online banking transactions, Online Discount to Customers, online after-sales services, online service delivery, online educational platforms and such related platforms have made sure that the world continues to perform their daily activities without face-to-face interactions. According to Priya (2020), here are a few tips to stay connected and afloat during the shutdown:

Communicate transparently with your customers: We are all in this together, so the ideal way is to stay transparent with your consumers about what your business is going through. Customers can empathize with companies facing a crisis, as long as the communication is transparent. Communicate with customers to understand their perception of the product/solution you offered.

Maintaining healthy relationship with contracted parties: It is understandable that it might be difficult to pay out vendors/suppliers during the lockdown. However, it would be helpful to give your vendors, suppliers, landlords' etc. sufficient notice in case there is going to be any delay in payments so that they can also be prepared and there is no bitterness in this already difficult time.

Keep Your Team Engaged: Your team relies on you so keep them updated about every development. As a promoter, it is your responsibility to keep your team members engaged and stay connected with them through video conferencing tools like Zoom and Google Hangouts. It is very important to maintain high spirits during this lockdown. In these difficult times it is important to stand united and help one another in whatever way we can. Stay safe and stay healthy. Please remember that some of the best initiatives are built in trying times. Like all difficult situations, this too shall pass!

RESEARCH METHODOLOGY

The survey design used for this study was an Expost-facto. The population of the study consisted of all entrepreneurs' businesses (such as business centers, beauty salons, fashion designers, fast food, drinking parlors, and barbing salons) in Akwa Ibom State. In order to select sample, 30 respondents were obtained from the 6 categories through a stratified systematic sampling technique. The instrument used for data collection was an interview schedule titled "CORONAVIRUS DISEASE (COVID 19) IMPACT ON ENTREPRENEUR'S BUSINESSES QUESTIONNAIRE" (CDIEBQ). The reason for using the interview schedule was because of restricted movement in the state and the respondents were called and interviewed over the phone. The contacts of the respondents were made available by friends contacted on phone as some of them had contacts of the aforementioned small scale and medium scales entrepreneurs. The instrument so developed was made to pass through face and content validation by experts in test and measurement/evaluation. Instrument reliability was tested using Cronbach reliability test at 0.86 coefficient. The data obtained was

analyzed using the descriptive statistics for the research questions and simple regression for hypothesis. The result tested for significance at 0.05 alpha level.

RESULTS AND DISCUSSION OF FINDINGS

Research Questions 1

The research question sought to find out the extent of the prevalence of covid-19 in Akwa Ibom State. To answer the research percentage analysis was performed on the data, (see table 1).

Table 1: Percentage analysis of the extent of the prevalence of covid-19 in Akwa Ibom State.

EXTENTS	FREQUENCY	PERCENTAGE
LOW EXTENT	6	20*
VERY LOW EXTENT	24	80**
TOTAL	**30**	**100%**

****** **The highest percentage frequency**
***** **The least percentage frequency**
SOURCE: Field survey

From the result of the data analysis, it was observed that the highest percentage (80%) of the respondents affirmed that the extent of the prevalence of covid-19 in Akwa Ibom State is very low extent. While the least percentage (20%) of the respondents stated that the extent of the prevalence of covid-19 in Akwa Ibom State is low extent.

Research Questions 2

The research question sought to find out the health effects of covid-19 on human beings in Akwa Ibom State. To answer the research percentage analysis was performed on the data, (see table 2).

Table 2: Percentage analysis of the extent of the health effects of covid-19 on human beings.

EXTENTS	FREQUENCY	PERCENTAGE
VERY HIGH EXTENT	3	10*
HIGH EXTENT	5	16.67
LOW EXTENT	9	30
VERY LOW EXTENT	13	43.33**
TOTAL	**30**	**100%**

****** **The highest percentage frequency**
***** **The least percentage frequency**
SOURCE: Field survey

From the result of the data analysis, it was observed that the highest percentage (43.33%) of the respondents affirmed that the health effects of covid-19 on human beings is very low extent. This was seconded by those who affirmed that the extent is low extent (30%). The third group of the respondents (16.67%) affirmed that the extent is high extent while the least

percentage (10%) of the respondents stated that the health effects of covid-19 on human beings is very high extent in Akwa Ibom State.

Research Questions 3

The research question sought to find out Covid-19 lockdown effects on entrepreneur's businesses in Akwa Ibom State. To answer the research percentage analysis was performed on the data, (see table 3).

Table 3: Percentage analysis of the Covid-19 lockdown effects on entrepreneur's businesses in Akwa Ibom State.

EXTENTS	FREQUENCY	PERCENTAGE
VERY HIGH EXTENT	23	76.67**
HIGH EXTENT	7	23.33*
TOTAL	**30**	**100%**

****** **The highest percentage frequency**

***** **The least percentage frequency**

SOURCE: Field survey

From the result of the data analysis, it was observed that the highest percentage (76.67%) of the respondents affirmed that the extent of the Covid-19 lockdown effects on entrepreneur's businesses in Akwa Ibom State is very high extent, while the least percentage (23.33%) of the respondents stated that the extent of the Covid-19 lockdown effects on entrepreneur's businesses in Akwa Ibom State is high extent.

Hypotheses

The null hypothesis states that there is no significant influence of Covid-19 lockdown effects on entrepreneur's businesses in Akwa Ibom State. In order to test the hypothesis regression analysis was performed on the data, (see table 4).

Table 4: Simple Regression Analysis of the influence of Covid-19 lockdown effects on entrepreneur's businesses in Akwa Ibom State

Model	R	R-Square	Adjusted R Square	Std. error of the Estimate	R Square Change
1	0.91a	0.82	0.82	0.98	0.82

***Significant at 0.05 level; df= 28; N= 30; critical R-value = 0.374**

The table shows that the calculated R-value 0.91 was greater than the critical R-value of 0.374 at 0.5 alpha level with 28 degree of freedom. The R-Square value of 0.82 predicts 82% of the influence of Covid-19 lockdown effects on entrepreneur's businesses in Akwa Ibom State. This rate of percentage was highly positive and therefore means that there is significant influence of Covid-19 lockdown effects on entrepreneur's businesses in Akwa Ibom State.

It was also deemed necessary to find out the extent of the variance of each class of independent variable as responded by each respondent (see table 5).

Table5: Analysis of variance of the influence of Covid-19 lockdown effects on entrepreneur's businesses in Akwa Ibom State

Model	Sum of Squares	df	Mean Square	F	Sig.
Regression	122.74	1	122.74	128.56*	.000b
Residual	26.73	28	0.96		
Total	149.47	29			

The above table presents the calculated F-value as (128.56) and the P-value as (000). Being that the P-value (000) is below the probability level of 0.05, the result therefore means that there is significant influence exerted by the independent variables (Covid-19 lockdown effects) on the dependent variable which is entrepreneur's businesses.

Discussion of the Findings

Amist other results, the results of the data analyses in tables 4 and 5 were significant due to the fact that the calculated R-value 0.91 and F-128.56 were greater than the critical R-value of 0.374 at 0.05 level with 28, 1 & 28 degrees of freedom. The result implies that there is significant influence of Covid-19 lockdown effects on entrepreneur's businesses in Akwa Ibom State. The result therefore is in agreement with the research findings of Priya (2020), who asserted that all businesses, regardless of size, are facing serious challenges, especially business entrepreneurs, with a real threat of significant declines in revenue, insolvencies and job losses in the work sector. The significance of the result caused the null hypotheses to be rejected while the alternative one was accepted.

Conclusion

The Coronavirus disease has become a severe pandemic and poses many serious challenges at national, regional and global levels. The consequences, even if they are difficult to calculate, are expected to be enormous in view of the rapid spread of the Covid-19 and the drastic measures taken by the state include a total lockdown. Given the current environment of

uncertainty and fear, enterprises are likely to delay investments, purchases of goods and the hiring of workers. Besides, the presence of covid-19 has been identified in Akwa Ibom state and there is significant influence of covid-19 lockdown effects on entrepreneur's businesses in Akwa Ibom State.

Recommendations

1. The government should ensure that health care workers have access to all populations in need, including rural dwellers, to accommodate surges in health personnel and allow the transport of humanitarian and medical commodities as needed for preparedness and response activities.
2. The government should ensure that any movement restrictions relating to COVID-19 account for the needs of different vulnerable groups, including business entrepreneurs.
3. Business entrepreneurs must strive to move with the trend by adopting the use of online platforms such as electronic commerce, online banking transactions, online discount to customers, online after-sales services to still render services to customers.

REFERENCES

Akerstrom, S., Mousavi-Jazi M., Klingstrom J., Leijon M., Lundkvist A., and Mirazimi A (2005). *Nitric oxide inhibits the replication cycle of severe acute respiratory syndrome coronavirus*. J. Virol. 79:1966–1969.

Akerstrom, S., Tan Y. J., and Mirazimi A (2006). *Amino acids 15–28 in the ecto domain of SARS coronavirus 3a protein induces neutralizing antibodies*. FEBS Lett. 580:3799–3803.

Amici, C., Coro A., Ciucci, A., Chiappa L., Castilletti C., V. Martella, N. Decaro, C. Buonavoglia, M. R. Capobianchi, and M. G. Santoro. (2006*). Indomethacin has a potent antiviral activity against SARS coronavirus*. Antivir. Ther. 11:1021–1030.

Anand, K., Ziebuhr J., Wadhwani P., Mesters J. R., and Hilgenfeld R. (2003). *Coronavirus main proteinase (3CLpro) structure\: basis for design of anti-SARS drugs*. Science 300:1763–1767.

Aniefiok Udonquak (2020). Akwa Ibom and the Covid19 Test Results story. April 5. *Published by Business Day Journal*, 5(2).

Antonio, G. E., Ooi C. G., Wong K. T., E. L. Tsui, J. S. Wong, A. N. Sy, J. Y. Hui, C. Y. Chan, H. Y. Huang, Y. F. Chan, T. P. Wong, L. L. Leong, J. C. Chan, and A. T. Ahuja. (2005). *Radiographic-clinical correlation in severe acute respiratory syndrome*: study of 1373 patients in Hong Kong. Radiology 237:1081–1090.

Avendano, M., Derkach, P. and Swan, S. (2003). *Clinical course and management of SARS in health care workers in Toronto: a case series*. CMAJ 168:1649–1660

Del Rio, C., Malani P.N. (2020) *COVID-19—new insights on a rapidly changing epidemic*. JAMA. Published online February 28, 2020.

Lu, R.; Zhao, X.; Li, J.; Niu, P.; Yang, B.; Wu, H.; Wang, W.; Song, H.; Huang, B.; Zhu, N.; et al. (2019*) Genomic characterization and epidemiology of 2019 novel coronavirus*: Implications for virus origins and receptor binding. Lancet 2020, 395, 565–574.

Premium time, APRIL 29. 2020 *COVID-19*: Akwa Ibom extends lockdown to April 27.

Roma P. (2020). Survival Strategies for Businesses during covid-19 Lockdown**.** April 25, 2020

World Health Organization (2020) Director-General's Opening Remarks at the Media Briefing on COVID-19–11 March 2020. Available online: https://www.who.int/dg/speeches /detail/who-director-general-s-openingremarks-at-the-media-briefing-on-covid-19---11-march- 2020

World Health Organization Novel Coronavirus (2019-nCoV), Situation Report 1. 21 January 2020. Available online: https://www.who.int/docs/default-source/coronaviruse/situation-reports/20200121-sitrep-1-2019- ncov.pdf (accessed on 25 March 2020)

World Health Organization. WHO | Novel Coronavirus –China (WHO, 2020).

Wu, F. (2020). A new coronavirus associated with human respiratory disease in China. Nature 579, 265–369.

Covid-19 Pandemic lockdown and violence against female in Lagos State

Patience Ogbo

Abstract

For some, the Covid-19 pandemic affects issues involving health and finance.
However, these are not the only issues girls and women are facing as the lockdown occasioned by the Covid-19 pandemic has brought untold violence against them.
Since the lockdown announced by the federal government of Nigeria on March 29th, the female gender have faced untold violence , hunger, death, starvation and many are victims of rape, while young girls used as house maid have been murdered.
Institutions of government have not deemed it necessary to address the specific needs of women and girls and the dangers they face during the Covid-19 pandemic lockdown.
The danger being a female posed during a lockdown as a result of the Covid-19 pandemic lockdown needs to be looked into critically through data collection of these vulnerable female gender.
A non profit organization , Advocates For Children and Vulnerable Persons Network ACVPN raised the alarm over the increasing cases of violence and other abuses of women and girls during the Covid-19 lockdown in Nigeria.
The group said they have seen a sharp raise in abuse cases against women and girls which if not brought to a halt speedily, will leave many women and girls either battered for life or dead.
It is however sad that governments which are vested with the responsibility to protect lives and property are still grappling with tackling the pandemic and the resultant effects on the economy have not deemed it necessary to recognize what women and girls are going through in a bid to factor it into policies in order to tackle this menace at a national level.

This data collection find out the dangers being a female posed during the Covid-19 pandemic lockdown.
The research looked at violence against women and girls in terms of
1) rape,
2)domestic violence.

DATA COLLECTION METHOD

The data for this study collected via telephone, face to face interview.

RELEVANCE OF DATA COLLECTION

The data collected will provide information on the dangers female gender faced during the Covid-19 pandemic in Nigeria.
It will provide useful information for government to implement policies specific to addressing issues peculiar to women during a pandemic lockdown.

The data will be collected via interview with mobile telephone and online survey using questionnaires and stored in a recording device.

Potential ethical challenge may arise if one does not seek the consent of the victims to use their pictures or statements.

COVID-19 PANDEMIC: SOCIAL MEDIA, RELIGION AND PUBLIC HEALTH INFORMATION

Fortune Etu
University of Calabar

Abstract
Covid-19 pandemic is a major public health challenge with far-reaching, long-lasting socioeconomic consequences. The study examined the roles of social media users and religious leaders in the spread of public health information during the pandemic. Cross-sectional research design and multistage sampling were adopted in eliciting relevant information from respondents, who were exclusively drawn from the global social media space. Major findings from the study include the fact that social media use has strong association with the spread of health information. Besides, health information shared on social media mostly made people feel more overwhelmed, than empowered to fight the virus, and therefore such information posed further public health risk. The study also showed that social media users and religious leaders would continue to serve as major sources of health information for a large proportion of the world's population for many years to come. It is recommended, among other things, that social media and religion become formally recognized as the critical public health information flashpoints that this study has shown they are. Also, relevant activities of major social influencers (social media icons and religious leaders) should be coordinated and regulated to forestall further misinformation of the public and thereby avoid some of the public health risks that are associated with such misinformation.

Keywords: Covid-19, health, media, religion, misinformation

Introduction

Social media influencers and religious leaders play a critical role in determining attitudinal dispositions among members of various societies, be it in terms of good neighboulriness, purchase decisions, drug use and substance abuse, fashion trends, as well as innovation diffusion and dissemination of information of all sorts. The activities, actions or inactions of social media influencers and religious leaders tend to impinge on public health behaviour, peaceful coexistence, community security, religious tolerance, extremist tendencies, public perception and popular culture in general (What is an influencer, 2020; Influencer, n.d.; Paris Martineau, 2019). One of the ways through which social media users and religious leaders have become highly important is their role in the dissemination of public health information, as witnessed in the global fight against Coronavirus Disease-2019 (COVID-19). Covid-19 Pandemic, which has burdened the global community with huge, indelible and horrific losses has come to be reckoned as one of the world's most devastating challenges of the century ("Report of the WHO-China Joint Mission", 2020; Geske, 2020; Lam, Shum, Zhu, Tong, Ni,

Liao, et al., 2020), and yet, much of the information that most people have about the virus, and the way various members of the society have responded to such information are believed to be largely influenced by social media users and religious leaders.

While advances in communication technology have made more speedy transmission of information possible, and have also made the activities of some social media users a lot more critical, easier and quicker transmission of information has also made it possible for a lot more persons to be misinformed, just by the click of a mouse (Robson, 2020; Keller and Gillett, 2020; Depoux, et al., 2020; Knightly, 2020; Garza, 2020; Volkin, 2020). Social media and religion therefore seem to have enhanced the rate of transmission of health information during Covid-19 pandemic, except that much of what is being transmitted is largely unguided and misleading. While netizens and religious helmsmen have demonstrated the much needed capacity to bridge the information gap despite restrictions imposed by various forms of lock-down and social distancing, they also have the propensity to precipitate undesirable outcomes, such as various forms of public health risk, civic unrest and widespread panic - driven behaviour as a result of their potential to misinform the public.

In the midst of social restrictions, some religious leaders have been reported to have called for meetings and gatherings with more than the authorized number of persons in attendance, thereby further exposing many more people to the deadly Corona Virus. Some others seem to have taught their followers not to make use of personal protective equipment (PPE) because 'such infection is not their portion' (Yusuf, Brisibe and Bashir Bello, 2020). Rather than serving to adequately inform and put the populace in a better position to fight Covid-19, the nature and pattern of information sharing by various social media users for example, most of which information often emphasizes the negative, have reportedly driven some persons into panic buying, substance abuse and drug misuse, as well as spiraling waves of depression and suicide (Kumar, 2020; Muanya, 2020; Banas, 2020; Delaney, 2020; Kazeem, 2020; Soto, 2020; Egbas, 2020). Of course, there are likely several other factors that may have contributed to suxh pace and patterns of public health information dissemination. However, the study sought to examine the relationship between the activities of social media users and religious leaders, and health information dissemination, within the context of Covid-19 pandemic. The study was undertaken with a view to making relevant, research-based recommendations that would further leverage the roles of social media users and religious leaders toward enhancing global health beyond Covid-19 pandemic.

The study sought to answer the following questions:

i. What is the association between social media activities and spread of information on Covid-19 pandemic?

ii. What is the association between the activities of religious leaders and spread of information on Covid-19 pandemic?

While the general objective of the study was to foster understanding of the roles of social media users and religious leaders in health information dissemination, the specific objectives are:

i. to examine the association between social media activities and spread of information on Covid-19 pandemic

ii. to examine the association between the activities of religious leaders and Covid-19 pandemic information spread

The following hypotheses were tested in the course of the study:

i. There is no significant asscociation between social media activities and Covid-19 pandemic information dissemination.

ii. There is no significant asscociation between activities of religious leaders and spread of information on Covid-19 pandemic.

In order to foster contextual understanding, keywords and phrases used in the study are following hereafter defined in the context in which they are used.

- Social influencer: a person whose actions and inactions induce relatively high consequences among their associates, peers, fans and sociocultural enclave. For example journalists, celebrities, social media icons, religious leaders, famous politicians, etc.

- Social media influencer: a social influencer who exerts influence and sways people's attitudes mostly through, at least, one social media platform, such as Facebook, Twitter, Instagram, Whatsapp, etc.

- Religious leader: a social influencer who exerts influence and sways social disposition mainly through religious platforms, such as a church, a mosque, a temple, a shrine, etc.

- Public health: the approximate state of well-being (both physical and emotional) of members of the society at any given period, as indicated by a social disposition to make healthier choices, prevent both disease outbreaks and spread of infections, promote relatively safer consumption of food, water, medicine and related substances, prepare for emergency, and prevent injury.

- Covid-19: ill health induced by a novel coronavirus, referred to as 'severe acute respiratory syndrome coronavirus 2' ("Report of the WHO-China Joint Mission", 2020)

- Health information dissemination: spreading of news, facts and ideas about health and related matters

- Geo-social space: the community of netizens from various countries, with their common characteristic being their use of social media.

Method

The study adopted cross – sectional survey approach, with the area of the study being the global social media space (made of the various social media platforms, social networks and network users). The population of the study was therefore made up of social media users (usually, persons aged 13 years and above), while the sampling frame was made of all persons who have accounts on Facebook, Twitter, Instagram and Whatsapp, which number is

currently estimated at over 3.8 billion (Social Media Stats Worldwide, n.d.). The study made use of both primary and secondary data sources. Primary data was generated using Google Forms (survey instrument) which link was shared among social media users. Secondary data, on the other hand, was generated from relevant published sources. Data collection instrument for the study was a structured questionnaire, with questions that solicited information on the relationship between the activities of selected social influencers (social media icons and religious leaders) and health information dissemination.

Furthermore, the researcher determined the sample size as 385 persons (Cochran, 1963), and adopted multi-stage sampling (Multistage Sampling, n.d.). Accordingly, purposive sampling was first deployed in selecting the initial (or first set of) respondents for the survey. Respondents selected via purposive sampling were mostly made up of the author's social media contacts. Next was (virtual) snowball sampling (Baltar, Brunet and Ignasi, 2012), whereby each social media user to whom the survey instrument (Google Forms Survey Link) was shared was also urged to share the instrument with people on their contact (Kosinski, et al., 2016). The process of sharing and resharing the instrument and receiving responses was on for about three weeks, to allow for both respondent spread and respondent variability, with a view to ensuring that the sampling process is sufficiently random, and that the data is adequately representative.

Literature review

An average social media user has the potential to influence social opinion and disposition. However, social media icons or social media influencers have enhanced capacity to sway social attitude, as a result of their high profile status, as indicated by their large network of followers or fans. Influencers have earned the respect and trust of their followers such that their actions and inactions induce relatively high corresponding outcomes among their followers and beyond. Examples of social media influencers include celebrities, subject experts and bloggers, journalists, famous politicians, athletes and so forth. They exert influence and sway people's attitudes mostly through social media network, such as Facebook, Twitter, Instagram, Whatsapp, etc.

While some authors have categorized social media influencers in different ways, such as by how many followers they have (for example, mega-influencers; macro-influencers; micro-influencers; nano-influencers), others have categorized them in terms of the type of content that they offer (for example, bloggers; YouTubers; Podcasters). While such categorizations are often fluid, there is also hardly a strict dividing line in terms of required minimum number of persons on whom one must exert a charm-like effect, in order to qualify as a social media influencer (What is an influencer, 2020; Influencer, n.d.).

Social media plays a pivotal role in determining attitudinal predilections among members of the society, including in terms of purchase decisions, drug use and substance abuse, fashion trends, and dissemination of various kinds of information (Paris Martineau, 2019). The significance of social media users in terms of information dissemination and by extension, their capacity to exert influence, stems first, from the mammoth following that some persons them have built, it also stems from advances in information and communication technology,

as well as the super-dynamic structures that the various social media platforms have developed, which have made information sharing rather seamless and super-fast.

Studies have shown that a greater majority of the world's social media users (over 3.8 billion persons, representing 50 percent of the world's population) identify to some extent, with one influencer or another, forming a network that mostly serves to amplify the thoughts or information shared by such icons (Clement, 2020; Social Media Stats Worldwide, n.d.). While an average social media user (particularly on Facebook) is believed to have over 300 persons in their network or contact (friends; fans; followers; subscribers) some influencers have them in hundreds of thousands, and some in excess of a million. Yet, some netizens whose network may not have grown to such huge numbers enjoy such loyalty from their dedicated fans that they could still be a force to reckon with, when it comes dissemination of critical information that requires fast pace and global reach.

In retrospect however, the way covid-19 pandemic took the world by surprise induced much uncertainty and, and therefore increasing need for more information about the virus in order to foster understanding, particularly given the highly threatening outbreaks across the world. Understandably, the economic lockdown and social restriction requirements for curtailing virus' spread have not made it easy for the required volumes of research and more conventional methods of information sharing to be deployed at a suitable pace. While health

experts are still grappling with various researches and clinical trials, people are eager to get just some information to enable them better cope with the situation (Kazeem, 2020).

In desperate attempts to fill the yawning vacuum created by seeming lack of relevant information on the virus, various individuals (including social media users with various degrees of following), as well as a number of persons dealing with the disease in different parts of the world, have gone ahead to pass on whatever bits and pieces of information that they think they have. Yet such information is often unscientific, unproven and misleading, with details often overwhelming and unnerving. Although a good number of social media platforms are putting in effort, possibly not publish socially harmful posts, tweets and the like, it is often difficult, for technical reasons, to completely sieve out what could be considered unhealthy stuff (what could be considered inimical to public health, in this case).

Be that as it may, whatever information is shared by netizens (whether right or wrong; truth or lies) often goes a long way, having the tendency to be believed by most of their followers. Same gets further reshared (or retweeted, over and over again, as the case may be), especially if the details are gory or panic - inducing. Whatever, horrifying information is transmitted also has the tendency of being further exaggerated with each subsequent sharing, on and on. Misinformation and tales of hopelessness about Covid-19 have therefore snowballed into an unimaginably massive build up of hysteria. It has become a case of so much more negative news over positive news, leading to more panic, more depression and seemingly higher levels of psychosocial morbidity among the populace. The penchant for social media users to recognize and spread more of bad news is partly due to the kind of psychosocial programmes that evolutionary factors may have installed in a majority of the human race. Widespread cases of negativity bias among human species is therefore one of the very unfortunate realities of the human society (Etu, 2018; Jagiello and Hills (2018).

Just like social media influencers, religious leaders exert influence and sway social dispositions through religious platforms, such as churches, mosques, synagogues, temples, shrines, etc. A good number of religious helmsmen would often have built a reputation and earn a high level of trust via the places of worship where they superintend, based on which they could also have a large fan base online. They tend to have dedicated and loyal followers who seem to idolize them and often believe almost everything the religious leader says ("Religious Leaders", n.d.).

Documented evidence shows that, in line with expectations of some religious rites (such as periodic gathering for prayers), people in various parts of the world went against civil order, in utter disregard of the expected rules of engagement in the global fight against Covid-19. It has also been demonstrated that a good number of persons are ready to heed to the instructions of their religious leaders almost at any cost, describing how some adherents defied lockdown and social distancing requirements, just to attend religious services, and to have another opportunity to listen to religious teaching, despite the associated risks in the context of Covid-19 pandemic. Some faithfuls, because they have been taught by religious elites, that infection and disease is 'not their portion', simply refuse to use personal protective equipment (face masks, for example). These seeming diehard adherents probably would exhibit an entirely different attitude if their religious leaders were to instruct accordingly (Htun, 2020; Woodward, 2020).

Furthermore, Sanny and Asiamah (2020) asserted that religious (and traditional) leaders are critical in the fight against Covid-19. This, they said, is because these sociocultural elites often have direct and indirect contact with a relatively large number of people and they are largely trusted by a reasonable segment of the population. It is therefore argued that faith leaders play a critical role in issues that relate to the healthcare needs of religious adherents and they could be useful in promoting healthy living among members of their communities. Also, a study by Heward-Mills, et al (2018) asserted that religious leaders have huge influence on the health behaviour of congregants and other members of the society. In essence, the influence of religious leaders on health behaviour reaches beyond than their immediate congregations, as even persons that are not exactly members of their faith subgroup tend to respect such sociocultural elites enough to listen to, and align with what they have to say in connection to health. The authors therefore described religious leaders as some sort of social assets that could be better leveraged in organizing as well as fostering community participation in health matters.

Theoretical framework

The study was mainly guided by two theoretical approaches, namely, source attractiveness model and network externality (network effect) theory. Source attractiveness model (McGuire, 1985) posits that people find social influencers attractive to the extent that they are hardly able to critically examine the logic or otherwise behind the information influencers disseminate. According this model, familiarity, likeability, similarity and attractiveness are factors that combine to make it possible for social influencers to sway attitudes and reshape society's values. Familiarity, according to the perspective, means that members of the society

know the source of influence, as a result of various forms of prior associations and familiarization they may have had with each other.

Likability implies warmheartedness toward (or a soft spot for) the source (social actors) due to their physical looks, charisma, behaviour or aura. Similarity, on the other hand, means semblance between the influencer (the source) and the influenced, in terms of them sharing similar characteristics, for example, similar challenges and fate in terms of Covid-19 pandemic. Attractiveness explains the fact that people in general, including social media users or followers, fans and subscribers feel a magnetic charm toward, and are drawn to, social influencers (social media icons and religious leaders), which makes them susceptible to almost anything the influencers peddle around, thereby enabling the actors sway and reshape social dispositions.

Network effect, on the other hand, is a situation in which increase in the volume of participators in an experience enhances the worth of an event or process (Shapiro and Varian, 1999). That is to say, as more people join a bandwagon, or adopt a line of thinking, it further strengthens the value of that phenomena, and makes it more compelling for others to adopt the innovation or paradigm. The perspective situates social actors in a context whereby the often large and increasing number of followers or fans has made both social media personalities and religious leaders very valuable in terms information spread and changing of social attitudes.

The large and increasing following enjoyed by these social actors (and of course, the currently sweeping and overwhelming social media revolution across the world) make the referenced social influencers (high profile social media personalities and religious keaders) very critical flashpoints for the spread of all kinds of information. This means that social media usewrs, particularly those with large following and religious leaders have an increasing capacity to remodel social disposition and initiate psychosocial reprogramming processes, in order to reshape society toward enhanced public health or otherwise.

Table 1.0: Social media, religious leaders and information dissemination during Covid-19 Pandemic

Variable	**No. (%) of persons who agreed**	**No. (%) of persons who disagreed**
Did you get lots of Covid-19 information through social media?	437 (94.2)	27 (5.8)
Did you get lots of Covid-19 information through religious leaders?	275 (59.3)	189 (40.7)
Did you make effort to verify Covid-19 information that you got	156 (33.6)	308 (66.4)

Do you believe that most people's attitude toward Covid-19 was influenced by social media?	431 (92.9)	33 (7.1)
Do you believe that most people's attitude toward Covid-19 was influenced by religious leaders?	278 (59.9)	184 (40.1)
Do you think people are more likely to reshare scary information about Covid-19?	431 (92.9)	33 (7.1)
Did information on Covid-19 make you me feel more overwhelmed than empowered?	284 (61.2)	180 (38.8)
Do you beleive people take seriously what social media influencers say?	320 (69.0)	144 (31.0)
Do you beleive people take seriously what religious leaders say?	392 (84.5)	72 (15.5)
Do you believe social media will be a major source of health information over the next several years?	452 (97.4)	12 (2.6)
Do you believe religious leaders will be a major source of health information over the next several years?	350 (75.4)	114 (24.6)
It would be unfair for one to suffer poor health as a result of misinformation by someone they trust, wouldn't it?	461 (99.4)	3 (0.6)
Would it be of help if social media icons and religious leaders are also equipped with useful information on issues of public health concern?	461 (99.4)	3 (0.6)

Source: Author's fieldwork 2020

Discussion

Table 1.0 shows the frequency distribution of responses during the survey on information dissemination role of social media and religion during Covid-19 pandemic. It indicates that 437 (representing 94.2 percent) of the respondents said they got lots of information on Covid-19 through social media. On the other hand, 275 (representing 59.3 percent) said they got information through religious ledaers. 308 respondents (representing 66.4 percent) said they made some effort to verify the information that they got, which information 284 respondents (representing 61.2 percent) said made them feel more overwhelmed than empowered to fight against Covid-19. 431 respondents (representing 92.9 percent) also believed that people's attitude toward the pandemic was largely influenced by social media, while 278 (59.9 percent) of the respondents believed social attitude toward the pandemic was influenced by religious leaders.

While 320 respondents (representing 69 percent) said most people believe whatever social media influencers say, 392 respondents (repreneting 84.5 percent) said most people believe whatever religious leaders say. Also, 452 respondents (representing 97.4 percent) believe that social media will remain a major source of public health information over the next several years, while 350 respondents (representing 75.4 percent) believe that religious leaders will remain a major source of public health information over the next several years. In addition, 461 espondents (repreneting 99.4 percent) are of the opinion that it would be unfair for people to suffer poor health as a result of misinformation from someone they trust, and also reproted that it would be of help to also equip celebrities, social media influencers and religious leaders with useful information on issues of public health concern, since they are in contact with so many other persons who listen to them.

Null hypothesis one (H01), which states that 'there is no significant asscociation between social media activities and Covid-19 pandemic information dissemination', was tested using Chi-square test of independence. The value of the test statistic was given as 9.381, with a p-value of 0.002. Since the p-value is less than our chosen significance level ($\alpha = 0.05$), the study rejects the null hypothesis. There is enough evidence to suggest a significant association between social media activities and Covid-19 pandemic information dissemination. However, given that over 94 percent of respondents reported that they received lots of Covid-19 related information through social media and over 61 percent said Covid19 information received made them feel more overwhelmed than empowered to fight the virus (Table 1), may imply that health information spread through social media affected public health rather negatively. This finding agrees with those of Jagiello and Hills (2018), and Etu (2018).

On the other hand, null hypothesis two (H02), which states that 'there is no significant asscociation between activities of religious leaders and Covid-19 pandemic information dissemination', was also tested using Chi-square test of independence. The value of the test statistic was given as 0.106, with a p-value of 0.744. Since the p-value is greater than our chosen significance level ($\alpha = 0.05$), the study fails to reject the null hypothesis. There is not enough evidence to suggest a significant association between activities of religious leaders and Covid-19 pandemic information dissemination. However, given that over 84 percent of the respondents said they believe people take seriously what relgious leaders say, and over 75

percent said the expect that religious leaders will be a major source of health information over the next several years, the study outcome shows that religious leaders are a sociodemographic that should not be ignored when it comes to public health issues, for indeed the human society is highly interconnected and so is people's health. This position is in line with studies by both Sanny and Asiamah (2020), and Smith and Christakis (2008).

Conclusion

The study revealed that there is a strong association between social media activities and public health information, with social media spreading health information in a way that did not quite promote public health, since a larger majority of the populace found much of the health information on social media made them feel rather overwhelmed and therefore more less capable of dealing effectively with issues surrrounding the virus. Besides, a larger majority of the respondents expecting social media and religious leaders to continue to serve as major sources of health information over the next several years. It therefore implies that, if health information dissemination on social media and religious platforms is not poperly guided, monitored and regulated the negative consequence on society could spiral into major issues of public health concern. Since it may not be safe to assume that the world would, never again, be faced with public health challenges with far-reaching consequences and implications like is being experienced as a result of Covid-19 pandemic, it has become necessary to, based on the outcome of this study, recommend as follows:

1. That global public health authorities take deliberate steps to, as much as possible, forestal the huge negative consequences associated with unguided and unregulated dissemination of health information by religious leaders and social media users.

One of the ways to achieve this is to make all social media platforms take it as part of their corporate social responsibility to ensure that netizens with followers or fans beyond a certain number which may be considered of thresh hold significance and made to agree to additional terms of usage. In particular, social media influencers should be made to agree to not spreading public health information that is not verified through a process which such public health authorities and the World Health Organization (WHO) would consider as appropriate.

2. Certified and experienced health professionals could volunteer to provide health information to social media users through a well-structured system of volunteering.

3. There should be put in a place a system through which religious leaders with relatively large following, could be sensitized on public health issues, every once in a while, in order to reduce the tendency for this demographic to misinform members of the public on such critical issue as health and wellness.

Reference

Baltar, Fabiola & Brunet, Fabiola & Ignasi,. (2012). Social Research 2.0: Virtual Snowball Sampling Method Using Facebook. https://www.researchgate.net/publication/216554865_Social_Research_20_Virtual_Snowball_Sampling_Method_Using_Facebook

Clement, J. (2020). Social media - Statistics & Facts. https://www.statista.com/topics/1164/social-networks/

Cochran, W.G. (1963). Sampling Technique. 2nd Edition, John Wiley and Sons Inc., New York.

Depoux, Anneliese Martin; Sam, Karafillakis; Emilie Preet; Raman Wilder-Smith; Annelies Larson Heidi. (2020). The pandemic of social media panic travels faster than the COVID-19 outbreak. Journal of Travel Medicine. 10.1093/jtm/taaa031/5775501.

Essays, UK. (November 2018). Models of Celebrity Endorsement Strategy. https://www.ukessays.com/essays/cultural-studies/models-on-celebrity-endorsement-strategy-cultural-studies-essay.php?vref=1

Etu, F. E. (2018). Ethnoviolence: A psychosocial programming approach. ADRRI Journal of Arts and Social Sciences, 16, (4), 1-22.

Garza, Alejandro de la (2020). How Social Media Is Shaping Our Fears of — and Response to — the Coronavirus. https://time.com/5802802/social-media-coronavirus/

Geske, Dawn (2020). WHO Gives Coronavirus Official Name: What Does COVID-19 Mean? https://www.ibtimes.com/who-gives-coronavirus-official-name-what-does-covid-19-mean-2920160

Heward-Mills, N. L., Atuhaire, C., Spoors, C., Pemunta, N. V., Priebe, G., & Cumber, S. N. (2018). The role of faith leaders in influencing health behaviour: a qualitative exploration on the views of Black African Christians in Leeds, United Kingdom. The Pan African medical journal, 30, 199. https://doi.org/10.11604/pamj.2018.30.199.15656

https://www.wired.com/story/what-is-an-influencer/

Htun, H. (2020). Myanmar Pastor Charged with Breaching COVID-19 Rules with Religious Services https://www.irrawaddy.com/news/burma/myanmar-pastor-charged-breaching-covid-19-rules-religious-services.html

Influencer (n.d.).

https://sproutsocial.com/glossary/influencer/

Jagiello, R. D. and Hills, T. T. (2018). Bad News Has Wings: Dread Risk Mediates Social Amplification in Risk Communication. https://doi.org/10.1111/risa.13117

Kazeem, Yomi (2020). With over 250,000 cases, misinformation is compromising Africa's Covid-19 response. https://qz.com/africa/1871683/whatsapp-is-a-key-source-of-covid-19-information-for-africans/

Kirsten P. Smith and Nicholas A. Christakis (2008). Annu. Rev. Sociol. 2008.34:405-429. Social Networks and Health. http://www.pinniped.net/smith2008.pdf

Knightly, K. (2020). Media Whipping Covid-19 Panic to Unprecedented Heights. Is this just mass hysteria, or is a major play in the pipeline? https://off-guardian.org/2020/02/29/media-whipping-covid19-panic-to-unprecedented-heights/

Kosinski, M., Matz, S.C., Gosling, S.D., Popov, V., & Stillwell, D. (2015). Facebook as a research tool for the social sciences: Opportunities, challenges, ethical considerations, and practical guidelines. The American psychologist, 70 6, 543-56 .

Kumar, Ajay (2020). Covid-19 pandemic: Depression, anxiety go viral as nation observes lockdown https://www.indiatoday.in/mail-today/story/covid-19-pandemic-depression-anxiety-viral-nations-observes-lockdown-1659774-2020-03-26

Lam TT, Shum MH, Zhu HC, Tong YG, Ni XB, Liao YS, et al. (March 2020). "Identifying SARS-CoV-2 related coronaviruses in Malayan pangolins" (PDF)**.** ***Nature.*** doi***:***10.1038/s41586-020-2169-0**.** PMID 32218527**.**

McGuire, W. (1985). Attitudes and attitude change. In G. Lindzeky & E. Aronson (Eds.),The handbook of social psychology, Vol. 2 (pp. 233–346). New York :Random House

Multistage Sampling: Definition, Real Life Examples (n.d.). https://www.statisticshowto.datasciencecentral.com/multistage-sampling/

Paris Martineau (2020). The WIRED Guide to Influencers. https://www.wired.com/story/what-is-an-influencer/

Report of the WHO-China Joint Mission on Coronavirus Disease 2019 (COVID-19). https://www.who.int/docs/default-source/coronaviruse/who-china-joint-mission-on-covid-19-final-report.pdf

Robson, David (2020). Why smart people believe coronavirus myths https://www.bbc.com/future/article/20200406-why-smart-people-believe-coronavirus-myths

Sanny, J. Appiah-Nyamekye and Asiamah, G. Boateng (2020). Traditional Leaders can be Assets in COVID-19 Fight https://www.africaportal.org/publications/trusted-and-influential-religious-and-traditional-leaders-can-be-assets-covid-19-fight/

Shapiro, C. Varian, H. R. (1999).Network effect theory. Information Rules**.** ***Harvard Business School Press.*** ISBN 0-87584-863-X**.**

Social Media Stats Worldwide (2020). https://gs.statcounter.com/social-media-stats

The Role of Religious Leaders and Faith Communities (n.d.). https://healthcommcapacity.org/i-kits/role-religious-leaders-faith-communities/

Tobias Keller & *Rosalie Gillett (2020).* ***Why is it so hard to stop*** COVID-19 ***misinformation spreading on social media?*** https://theconversation.com/why-is-it-so-hard-to-stop-covid-19-misinformation-spreading-on-social-media-134396

Volkin, Samuel. (2020). Social media fuels spread of COVID-19 information—and misinformation. https://hub.jhu.edu/2020/03/27/mark-dredze-social-media-misinformation/

What is an influencer? (2020). https://influencermarketinghub.com/what-is-an-influencer/

Woodward, Aylin (2020).236 people got the coronavirus after an Oregon church held services during lockdown — more evidence that religious gatherings are superspreading hotspots https://www.msn.com/en-us/news/us/236-people-got-the-coronavirus-after-an-oregon-church-held-services-during-lockdown-more-evidence-that-religious-gatherings-are-superspreading-hotspots/ar-BB15Dlcg

Yususf, U., Brisibe, P. & Bello, B. (2020).Vanguard. Covid-19: Muslim faithful ignore social distancing in Kano, Yola, Ughelli, observe Jum'at prayers. https://www.vanguardngr.com/2020/04/covid-19-muslim-faithful-ignore-social-distancing-in-kano-yola-ughelli-observe-jumat-prayers/

AN EMPIRICAL STUDY ON TURKEY AND CEMAC TRADE RELATIONS USING GARCH VOLATILITY AND ARDL COINTEGRATION

Ahmed Alifa KOTOKO
https://orcid.org/0000-0002-7826-7165
Yakup ARI
https://orcid.org/0000-0002-5666-5365
Alanya Alaaddin Keykubat University

Abstract
Since the early 2000s, Turkey is making efforts to enhance political and trade relations with African countries. The focal point of this study is to look at the trade relations between Turkey and the Central African Economic and Monetary Union (CEMAC), which is an economic organization, established by including six countries Cameroon, Central African Republic, Chad, Congo, Equatorial Guinea and Gabon from an empirical point of view. In this context, the effect of the USD / TRY exchange rate volatility on trade volume between Turkey and the CEMAC was examined. The exchange rate volatility was estimated using GARCH models and extensions. Eleven different GARCH extension models, in which innovations have eight different probability distributions, i.e. 88 models in total were compared according to information criteria and likelihood values. The Exponential GARCH (EGARCH) model, where innovations have a skewed-normal distribution, was found to be the most appropriate volatility model. Then, the relationship between exchange rate volatility and trade volume was investigated with the ARDL Bounds Test and it was revealed that there was cointegration between the two variables in the long run. According to the results of the ARDL Error Correction Model, when the equilibrium between the two variables is disturbed, it is seen that it reaches equilibrium again after 1.93 months.

Keywords: Turkey, CEMAC, Volatility, GARCH, ARDL, Cointegration

1. INTRODUCTION

Within the CEMAC region, regional integration has been supported by many challenges. After going through serious economic crises for nearly 12 years, sub-region states discovered that the only way out for them was to come together and develop common policies in social and economic areas. Therefore, community laws have been encouraged and imposed from time to time. The gradual implementation of CEMAC community laws has led to a decline in the sovereignty of member states.

The Central African Economic and Monetary Community (CEMAC), originally established as the Central African Customs and Economic Union (UDEAC), was established in 1994 as a customs and monetary union led by six member states (Cameroon, Central African Republic, Chad, Congo, Equatorial Guinea and Gabon). There are other structures with CEMAC, the

Central African Economic Union (UEAC) responsible for economic integration, and the Central African Monetary Union (UMAC) responsible for monetary and financial integration.

The main policy objectives of CEMAC are:

- To create a fully functional and effective customs union,
- To develop the human and natural resources of the member countries for the welfare of the people,
- Ensuring the convergence of economic policies through multilateral macroeconomic oversight; and
- Promoting sectoral policies that help create a common market for goods, capital and services by further harmonizing the policies of the Member States with the legal and regulatory frameworks.

The Bank of Central African States (BEAC) was created through the contract that forms the UMAC and the Monetary Cooperation Agreement signed between six members of the CEMAC member, Franc de la Coopération Financière en Afrique (CFA Franc). The main tasks of BEAC are:

- Defining and implementing the Monetary Union's monetary policy;
- Issue of banknotes and coins used in the Monetary Union;
- Carrying out the foreign exchange policy of the CEMAC region;
- Managing Member States' official foreign reserves;
- To ensure the effective functioning of the regional payment and settlement system;

The payment system of CEMAC countries is primitive and hinders the development of the financial sector and the economies of the member countries. In 2003, CEMAC countries undertook to establish the Central African Stock Exchange (BVMAC), a regional stock exchange in Libreville. At the same time, Cameroon established the national stock exchange Douala Stock Exchange (DSX), which led to two exchanges in the region. However, their coexistence has been problematic for the development of capital market activities. Considering that the two regulatory bodies in the region - the regional capital market authority - COSUMAF and the Financial Market Commission, whose powers cover the entire region - are experienced together, there are legal differences. To address this issue, CEMAC has launched discussions that will lead to a harmonized legal and regulatory framework in the region (www.devex.com).

After the establishment of the Republic of Turkey, Turkish governments established a successive plan to improve the political and economic cooperation with Africa. In 1998, Turkey established the main purpose of which is to promote diplomatic and commercial relations with the African continent, particularly with the sub-Saharan Africa. The project included high-level reciprocal visits and the opening of new diplomatic missions on the continent.

In 2005, African Union granted Turkey observer status in the organization's headquarters in Addis Ababa the capital city of Ethiopia. Three years later, they arranged the first Turkey-Africa Summit with the participation of 50 African states. This summit aimed to explore various development opportunities and establish a sound economic relationship between the Republic of Turkey and the African continent. At the end of this summit "Africa-Turkey Partnership Istanbul Declaration" and "Africa-Turkey Partnership Cooperation Framework" was adopted. These two documents form the basis of the Turkey-Africa cooperation. Few years later, Turkey has opened Commercial Consulates in 26 African capitals and established business councils with 19 Sub-Saharan African countries.

In addition to these economic and diplomatic relations, Development Support has become Turkey's main priorities in Africa in recent years. Turkey Cooperation and Coordination Agency (TIKA) have become Africa's largest development through one of the partners. TIKA, which has 20 offices in Africa, carries out development projects in almost all continents. TIKA's priorities in Africa by Turkey health, education, agriculture, the environment has been identified as developing capacity and infrastructure. In addition to various agricultural projects, TIKA has carried out many projects such as building hospitals and schools, especially in Somalia and Darfur.

In addition to TIKA's interventions, some other organizations such as the Ministry of Education and Religious foundations and other NGOs through some of their visible efforts, these organizations work in the fields of sanitation, well drilling, health and education services even in remote areas of Sahel. In the field of education, the Turkish agency in charge of the scholarships (YTB) offered thousands of educational opportunities to young Africans. According to the 2018 reports, more than 11,000 young African studied at Turkish universities. This spread-out hand policy has gained a special image among Africans and Turkey (www.mfa.gov.tr, 2019).

Turkey's huge development support with an increase in the diplomatic and economic relationship with sub-Saharan Africa had a great impact on trade volume. According to the 2018 reports, we can see that the bilateral trade volume between Turkey and sub-Saharan Africa was $179 billion. i.e. just from the period 2009 to 2018.
From the year 2000 to 2014, we can see a fluctuation in the volume of trade between Turkey and sub-Saharan Africa. In the year 2000s, the trade volume was $742 million. In the year 2007, the trade volume between Turkey and sub-Saharan Africa increased to $ 6 billion and later on increased again to about $ 16 billion in the year 2011. However, from the year 2011 to 2014 the trade volume decreased to $8.4 billion% (Shinn, 2015).

The objective of this study is examining the effect of the exchange rate volatility on trade between Turkey and CEMAC. This area of research has become important for investigation since when the decision took by the USA in 1973 to suspend gold convertibility. Hence, the fluctuating exchange rate, which leads to the volatility of currencies and that, will likely affect the international trade flow. Since this research is an empirical one, monthly trade volume data from the year 2015 to 2019 was used. we used the Generalized Autoregressive Conditional Heteroscedastic (GARCH) model and its extensions to analyzed the volatility of

USD/TRY exchange rate. We also used the application of Autoregressive Distributed Lag (ARDL) model, which is applied to determine the cointegration, long run and short-run relations between the macroeconomic variables.

2. LITERATURE REVIEW

The Central African Economic and Monetary Community (CEMAC) consists of six States: Gabon, Cameroon, Central African Republic (CAR), Chad, Republic of the Congo and Equatorial Guinea. The total area, with a total population of about 37 million, is about 3 million km2. CEMAC, along with the larger Central African States Economic Community (ECCAS) and the largely inactive Greater Lake Countries Economic Community (CEPGL), offers one of the Central African regional Communities established to promote cooperation and exchange among its members. In the context of the overall revitalization of regional cooperation on the African continent in the 1990s, Gabon, Cameroon, Central African Republic, Chad, the Republic of Congo and Equatorial Guinea decided to give new momentum to regional economic cooperation. In the 1960s, they agreed to replace the Union Douanière des Etats de l'Afrique centrale (UDEAC), a customs union largely neglected by a new regional Community that they established following their independence. The Central African Economic and Monetary Community (CEMAC) was established in 1994 and became operational after the agreement's approval in 1999. The resumption of regional cooperation in Central Africa implied to review UDEAC's agenda and objectives and to adapt to regional and global context. There was also an institutional restructuring and the creation of new partner bodies (www.devex.com)..

A more open and democratic image was given to the restructured Central African Community in parallel with many other regional organizations that followed the “second wave of regionalization” in the African continent in the 1990s.

The establishment of a common Court of Justice and the Parliamentary Assembly needed to add additional dynamic and transparency to the regionalization process. An important concern could be to prevent new dead ends and bottlenecks similar to those that have slowed or interrupted previous regionalization efforts.

The main achievements of the Union were certainly the efforts to carry out various infrastructure and construction projects, to harmonize national financial and customs systems, as well as to encourage regular meetings and cooperation of the political leaders of newly established States. However, despite the common common heritage and the traditional historical boundaries of its members and useful conditions such as a common monetary policy built on the Franc CFA, UDEAC's operational capabilities were rather weak. The main weakness factors are the lack of commitment of the Member States, irregular payment of contributions and financial troubles resulting from the economic crises of the 1980s.

Over the years, the interest of members in regional policies and activities has gradually disappeared. The efficiency of the union has been increasingly affected by financial problems due to communication and cooperation among members, as well as inadequate monitoring of decisions and effective implementation of directives. Reduced support and loyalty gradually slowed down the process of regionalization until it became more or less completely inactive (www.internationaldemocracywatch.ogr).

CEMAC countries like most of the sub-Saharan Africa are very rich in natural resources, which include; oil, gold, diamond, uranium and potassium. Together with the agricultural product such as; bananas, coffee, coco, rubber, cotton and timber are the main export product for the CEMAC. Due to the rich natural resources, CEMAC is facing major problems to transform it own natural resources to finish good. The effect of colonization still hinders trade in most of the sub-Saharan African countries, which makes them dependent on international trade.

After the 1960s, most of the sub-Saharan countries gained their independence and opened up for international trade and became a great market for the western countries In particular and to the world in general. By that time onward, Turkey showed spectacular interest to build a strong cooperation with CEMAC.Few years later, Turkey had sign many good agreement from economic relation, diplomatic relations and development. The logic behind all those agreement is that Turkey government had a successful plan with aim of win-win cooperation with its African partners.

Since early 2000s, the trade volume between Turkey and sub-Saharan African had a positive increase till 2011 before it dropped in 2014 which drove the attention of the government of Turkey.. The Turkish government projected that it would increase the trade volume to $50 billion by 2015, but this target has now been postponed to 2018 (AA, 2014). To realize this goal, various business organizations have organized mutual fairs and meetings with their African counterparts, building a “trade bridge” between Turkey and the continent. When we scrutinize the data, we see that Turkish imports from Africa have risen faster than Turkish exports to the continent. This is partly due to the rise in the prices of oil and gold but also due to the increased volume of raw material and mineral imports, particularly from sub-Saharan Africa (Aybar, 2008a).
In this line, Turkey’s relations and cooperation with Africa since early 2000s have developed very rapidly on the basis of common interest in many areas. Turkish contractors are amongst the major undertakers in the whole Africa continent. There is more than 1.150 projects which have been given to the Turkish contractors in Africa which is worth more than $55 billion.

3. GARCH MODEL

In the methodology process , the studies of Pesaran et al. (1998a, 1998b, 1999, 2001) and Ari (2020) are followed. First, the GARCH model is defined briefly, then the properties of ARDL Bounds Test is given.
Bollerslev (1986) proposed the ARCH model to the generalized Autoregressive Conditional Heteroscedastic (GARCH) model in which the conditional variance is based on its own p background value and the q lag values of the error terms. So, one can express the conditional variance equation of the GARCH (p, q) as:

$$a_t = \sigma_t \varepsilon_t \; where \; \varepsilon_t \sim f_v(0,1) \tag{3.1}$$

$$\sigma_t^2 = \alpha_0 + \sum_{i=1}^{p} \alpha_i a_{t-1}^2 + \sum_{i=1}^{q} \beta_i \, \sigma_{t-1}^2 \tag{3.2}$$

where α_0, α_i and β_i are a constant real number for $i = 1,2,\dots,p,q$ and $f_v(0,1)$ is the probability density function with zero mean and unit variance. If the distribution of the innovations is not normal, the parameter set is are used as an additional distributional parameter i.e. skew and shape.

The GARCH (p, q) process is covariance stationary with $\mathrm{E}(a_t) = 0, var(a_t) = \alpha_0 / (1 - \alpha(1) - \beta(1))$ and cov $(a_t, a_s) = 0$ for t ≠ s if and only if $\alpha\ (1) + \beta\ (1) < 1$.

In this study, the following GARCH extension models are applied GARCH, EGARCH, AVGARCH, GJR-GARCH, iGARCH, csGARCH, T-GARCH, APARCH, ALLGARCH, NGARCH, NAGARCH with the following conditional distributions Normal Distribution (Norm), Skewed-Normal Dist. (Snorm), Student-T Dist. (Std), Skewed-Student-T Dist. (Sstd), Generalised Error Dist. (Ged), Skewed-Ged (Sged), Normal-Inverse Gaussian Dist. (Nig), Johnson's Su Dist (Jsu). For details, one can see the paper of Chu et al. (2017).

4. ARDL BOUNDS TEST

According to stationary levels of variables, the ARDL models, both AR and DL part are in one regression and is written

$$ARDL(p,q):\ \ y_t = \beta_0 + \sum_{i=0}^{p} \alpha_i\, y_{t-1} + \sum_{i=0}^{q} \beta_i x_{t-1} + u_t \qquad (4.1)$$

where u_t is error term with zero mean. x_t is a k-dimensional vector of explanatory variables. Regression model, ARDL-Bounds test equation is used to determine the cointegration relationship between the variables in the model as follows:

$$\Delta ln(im)_t = \alpha_0 + \sum_{i=0}^{p} \alpha_{1i}\, \Delta ln(im)_{t-1} + \sum_{i=0}^{q} \alpha_{2i} \Delta ln(vol)_{t-1} + \beta_1 ln(im)_{t-1} + \beta_2 ln(vol)_{t-1} + e_t \qquad (4.2)$$

where "*im*" is trade volume and *vol* " is the volatility of foreign Exchange rate. Then, the long-run relationship between variables can be expressed as follows:

$$in(im)_t = \alpha_0 + \sum_{i=1}^{p} \alpha_{1i} ln(im)_{t-1} + \sum_{i=0}^{q} \alpha_{2i}\, ln(vol)_{t-i} + e_t \qquad (4.3)$$

The short-run relationship between the variables is examined with the error correction model based on the ARDL method. This model is as follows:

$$\Delta ln(im)_t = \alpha_0 + \sum_{i=1}^{p} \alpha_{1i}\, \Delta \ln(im)_{t-1} + \sum_{i=0}^{q} \alpha_{2i}\, \Delta ln(vol)_{t-1} + \delta ECT_{t-1} + e_t \quad (4.4)$$

where ECT is error correction term that shows how soon it is possible to correct a short-run equilibrium between dependent and explanatory variables in the model.

5. FINDINGS

5.1 Results of Volatility Model

Between 2015-2019, the US Dollar (USD) and Turkish Lira (TRY) monthly effective exchange rate data are used in the appropriate GARCH volatility models. Exchange rate has unit root according to ADF and Philips-Perron tests. By getting the log-returns on USD/TRY data, it becomes stationary. The data used in the analysis are shown in Figure 1.
The ARCH-LM test shows that there was an ARCH effect on the data. Then, totally 88 GARCH models are compared each other and in conclusion the Snorm EGARCH (1,1) model was found as the best convenient model for the volatility of USD/TRY FOREX data. The model comparisons (not all) and the result of the maximum likelihood estimations of the parameters are given in Table 1 and Table 2 respectively.

Table 1. Model Comparison

Information Criteria					
Model	Akaike	Bayes	Shibata	Hannan-Quinn	Likelihood
Snom EGARCH11	-3.5905	-3.4160	-3.6030	-3.5222	112.72
Sged EGARCH11	-3.5812	-3.3718	-3.5989	-3.4993	113.44
Sged AVGARCH11	-3.4858	-3.2415	-3.5094	-3.3902	111.57
Snom AVGARCH11	-3.4779	-3.2685	-3.4956	-3.3960	110.34
Nig EGARCH11	-3.4776	-3.2682	-3.4953	-3.3957	110.33
Jsu EGARCH11	-3.4775	-3.2681	-3.4952	-3.3956	110.33
jsu NAGARCH11	-3.4760	-3.2666	-3.4937	-3.3941	110.26
snom NAGARCH11	-3.4753	-3.3007	-3.4878	-3.4070	109.25
std NAGARCH11	-3.4751	-3.3005	-3.4876	-3.4068	109.25
sstd NAGARCH11	-3.4751	-3.3005	-3.4876	-3.4068	110.25
Nig NAGARCH11	-3.4749	-3.2654	-3.4926	-3.3930	111.18

Table 2. Snorm EGARCH (1,1)

Optimal Parameters for Snorm EGARCH (1,1)				
	Estimate	**Std. Error**	**t value**	**Pr(>|t|)**
Omega	- 0.76462	0.001858	-411.537	0
Alpha	0.58136	0.009038	64.328	0
Beta1	0.8876	0.000004	249066.448	0
Gamma1	-0.24661	0.005510	-44.754	0
Skew	10.00000	0.253160	39.501	0

5.2. Results of ARDL Bounds Test

In this study, the short-run and long-run effects of volatility of USD / TRY exchange rate on trade between Turkey and Central African Countries (CEMAC) is examined. For this purpose, the volume of trade is accepted as a dependent variable, and volatility obtained from EGARCH model is used in the analysis as independent variables. The data used in the analysis are given in the following Figure1.

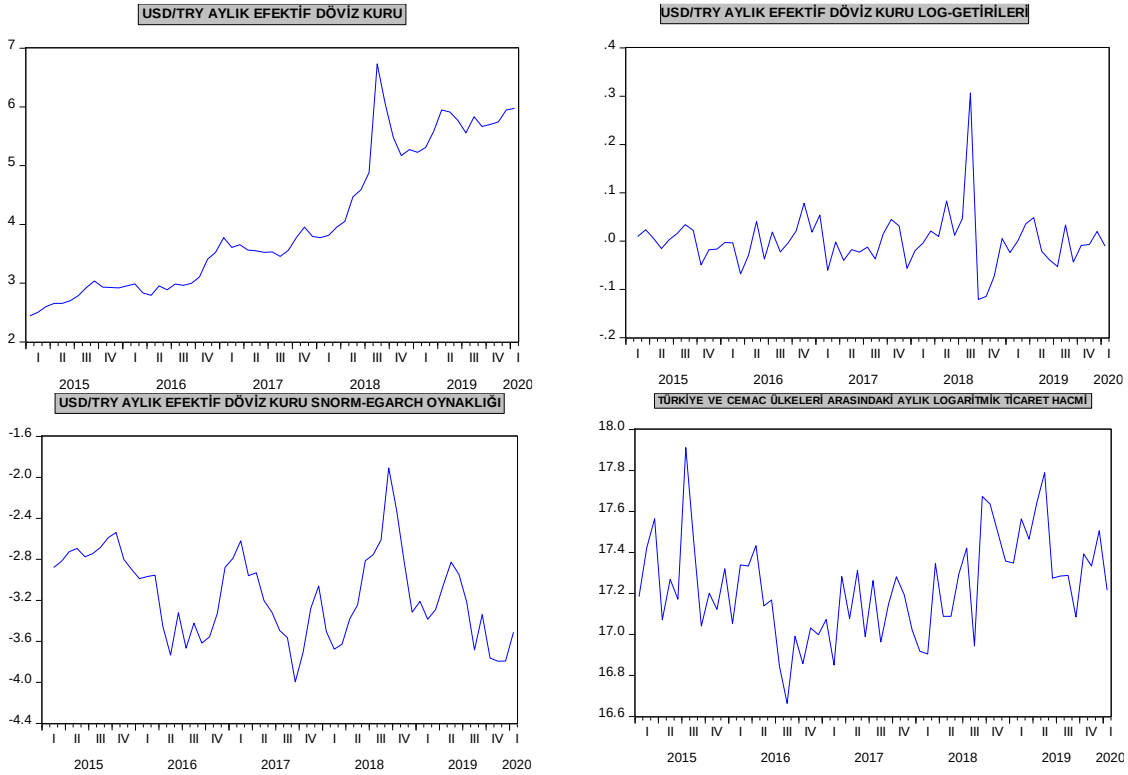

Figure 1. The plot of Data Sets

The ARDL approach was used to clarify the long-run relationship between trade volume and exchange rate volatility. In this manner, it will be determined whether or not there is cointegration between variables. The output of ARDL(2,0) is given in Table3.

Table 3. ARDL(2,0) Model

Variable	Coefficient	Std. Error	t-Statistic	Prob.*
LOGVOLUME(-1)	0.287814	0.127406	2.259022	0.0279
LOGVOLUME(-2)	0.196006	0.128733	1.522575	0.1336
USDVOL	2.559097	1.329974	1.924171	0.0595
C	8.774862	2.427800	3.614326	0.0007
R-squared	0.254641	Mean dependent var		17.23406
Adjusted R-squared	0.213985	S.D. dependent var		0.249106
S.E. of regression	0.220851	Akaike info criterion		-0.117264
Sum squared resid	2.682646	Schwarz criterion		0.023586
Log likelihood	7.459277	Hannan-Quinn criter.		-0.062281
F-statistic	6.263300	Durbin-Watson stat		2.041971
Prob(F-statistic)	0.000981			

When the diagnostic test results of ARDL (2,0) model are examined, autocorrelation according to Breusch-Godfrey LM [with 8 lag] test, and according to Breusch-Pagan-Godfrey and ARCH tests, there is no heteroskedasticity problem. It is understood the error term is normally distributed which is tested by Jarque –Bera test is given in Figure 3.. There is also no model building (functional form) error according to Ramsey Reset test with 1 term

added. CUSUM and CUSUM-SQ tests were performed to examine the stability of the parameters in the model and the results are shown in Figure 2 and Figure 3. According to the above-mentioned graphs, CUSUM and CUSUM-SQ statistics are within the critical limits of 5% confidence level. All the other mentioned diagnostics test results are shown in Table 4.

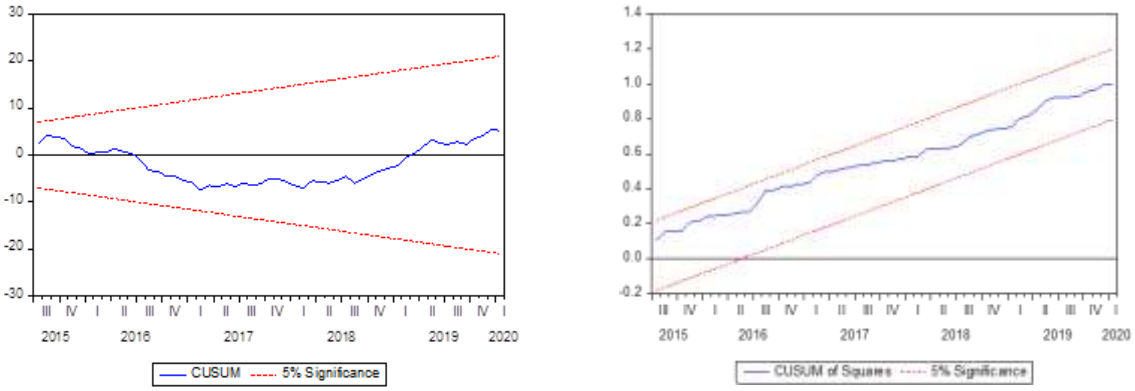

Figure 2. CUSUM test for the stability of the parameters and CUSUM-SQ test for the stability of the parameters

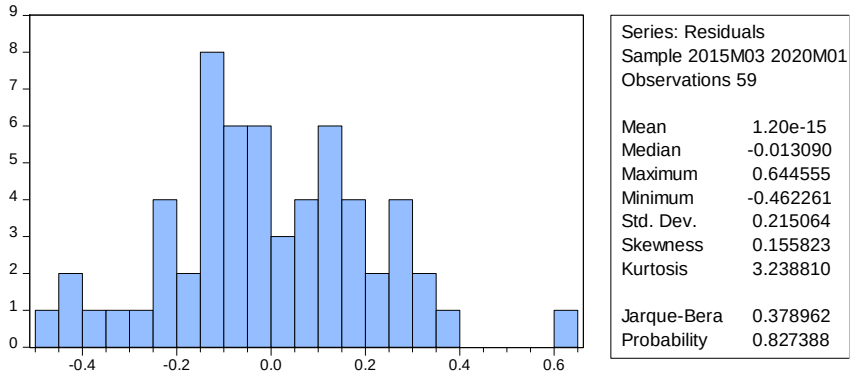

Figure 3. Jarque-Bera Normality test for the residuals

Table 4. The residual diagnostics for ARDL (2,0) Model

Heteroskedasticity test: Breusch-Pagan-Godfrey			
F-statistic	1.131900	Prob. F (3.55)	0.3442
Obs*R-squared	3.430841	Prob. Chi-square (3)	0.3298
Scaled explained SS	3.337408	Prob. Chi-Square (3)	0.3425
Heteroskedasticity Test: ARCH			
F-statistic	0.680511	Prob. F (4.50)	0.6087
Obs*R-squared	2.839653	Prob. Chi-Square (4)	0.5850
Breusch-Godfrey Serial correction LM Test			
F-statistic	0.990052	Prob. F (4.51)	0.4214
Obs*R-squared	4.251299	Chi-Square (4)	0.3731
Ramsey Reset Test			
	Value	Df	Probability
t-statistic	0.834426	54	0.4077
F-statistic	0.696266	(1.54)	0.4077

According to the results of the bounds test analysis that are given in Table 5, the F-statistic (4.958613), Pesaran et al. (2001) is higher than the upper limit of 2.5% confidence level (4.79). According to the results of the bounds test, cointegration was determined between the series at 2.5% significance level, regardless of the stationary level of the series. In this case, it is concluded that there is a long-run relationship between trade volume and exchange rate volatility.

Table 5. ARDL long run form and bounds test results

Levels Equation				
Variable	Coefficient	Std. Error	t-Statistic	Prob.
USDVOL	4.957759	2.674248	1.853889	0.0691
C	16.99961	0.137758	123.4023	0.0000
EC = LOGVOLUME - (4.9578*USDVOL + 16.9996)				
F-Bounds Test		**Null Hypothesis: No levels relationship**		
Test Statistic	Value	Signif.	I(0)	I(1)
			Asymptotic:	
F-statistic	4.958613	10%	3.02	3.51
k	1	5%	3.62	4.16
		2.5%	4.18	4.79
Actual Sample Size		1%	4.94	5.58
Actual sample size	59		Finite sample: n=60	
		10%	3.127	3.65
		5%	3.803	4.363
		1%	5.383	6.033
			Finite sample: n=55	
		10%	3.143	3.67
		5%	3.79	4.393
		1%	5.377	6.047

The results of the short-run error correction model based on the ARDL (2,0) model that reveals the short-run relationship between the variables are presented in Table 6. Short-run diagnostic tests show the stability conditions of the model are met. When the table is examined, it is understood that the coefficients in the model are statistically significant. On the other hand, the error correction term (ECT_{t-1}) coefficient was a negative sign and statistically significant as expected. Accordingly, deviations from long-run equilibrium due to short-run shocks will be corrected in the next period and the effect of shocks will be eliminated within 1.93 months and the long-run equilibrium will be approached.

Table 6. Error correction regression for ARDL (2,0)

ECM Regression				
Variable	**Coefficient**	**Std. Error**	**t-Statistic**	**Prob.**
D(LOGVOLUME(-1))	-0.196006	0.124371	-1.575974	0.1208
CointEq (-1)*	-0.516180	0.131463	-3.926421	0.0002
R-squared	0.377380	Mean dependent var		-0.003496
Adjusted R-squared	0.366457	S.D. dependent var		0.272556
S.E. of regression	0.216942	Akaike info criterion		-0.185060
Sum squared resid	2.682646	Schwarz criterion		-0.114635
Log likelihood	7.459277	Hannan-Quinn criter.		-0.157569
Durbin-Watson stat	2.041971			

6. CONCLUSION

In conclusion of this research, we have examined the impact of exchange rate volatility on trade volume between Turkey and the Central Economic and monetary union (CEMAC) and we also tested both short-run and long run relationship between them. We used monthly data from the year 2015 to 2019 to analyze the impact of exchange rate unpredictability on trade volume by applying the GARCH model and its extensions. Here, we tested 88 models and used the best one among them which is the EGARCH according to the information criteria and likelihood values. The relationship between trade volume and exchange rate fluctuation was analyzed applying the ARDL-Bounds test approach.

According to the result, it is seen statistically that there is a significant effect of the exchange rate volatility on volume of trade in the long-run. When applied the error correction model, we can see that there is a deviation from the long-term equilibrium due to the effect of some variables and thus the long-term equilibrium is gained after 1.93 months.

As Central African countries are considered as lower-middle nations and are dependent to foreign trade, they need a market for their abundant natural resources to sell them and a direct investment by turkey so as to avoid the fluctuations of the exchange rate. Therefore, since the trade volume they need for their economic relation is affected by the volatility in the foreign exchange market, they need to adopt a text, which will facilitate trade between them by using their own currency instead of the USD.

In this paper, the most logical important reason for the two parties to avoid the fluctuations is to try to use their own currency in trade between them since their national currencies is neither the USD no EURO. According to the result, it is seen that the exchange rate volatility affects the volume of trade negatively.

References

AA (2014), Turkey FM: Trade with Africa to hit $50 bn in five years, http://aa.com.tr/en/world/Turkey-fm-trade-with-africa-to-hit- 50-bn-in-five-years/99677

Aghion, P., Bacchetta, P., Ranciere, R., Rogoff, K., 2009. Exchange rate volatility and productivity growth: the role of financial development. J. Monet. Econ. 56 (4), 494–513.

Alper, F. (2014). Impact Of Exchange Rate Volatility On Trade: A Literature Survey. *Çukurova Üniversitesi Sosyal Bilimler Enstitüsü Dergisi, 23*(2), 29-46. Retrieved on December 22, 2017, from: https://dergipark.org.tr/tr/pub/cusosbil/ issue/31959/352032

Ari, Y. (2020). The Impact of USD-TRY Forex Rate Volatility on Imports to Turkey from Central Asia. In Christiansen, B., & Sezerel, H. (Eds.), *Economic, Educational, and Touristic Development in Asia* (pp. 70-89). IGI Global. http://doi:10.4018/978-1-7998-2239-4.ch004

Arize A.C. (1997). Conditional Exchange-Rate Volatility and the Volume of Foreign Trade: Evidence from Seven Industrialized Countries. Southern Economic Journal, 64/1, pp. 235-254.

Arize A.C. (1997). Conditional Exchange-Rate Volatility and the Volume of Foreign Trade:

Evidence from Seven Industrialized Countries. Southern Economic Journal, 64/1, pp. 235-254.

Arize A.C., Osang T. and Slottje D.J. (2000). Exchange Rate Volatility and Foreign Trade: Evidence from Thirteen LDC's. Journal of Business and Economic Statistics, 12, 1, pp. 10-17.

Asteriou, D., Masatci, K., Pılbeam, K., 2016. Exchange rate volatility and international trade: international evidence from the MINT countries. Econ. Modell. 58, 133–140.

Asterious, D., Masatci, K., & Pilbeam, K. (2016). Exchange rate volatility and international trade: International evidence from the MINT countries. *Economic Modelling*, *58*, 133–140. doi:10.1016/j.econmod.2016.05.006

Aybar, S. (2008a). Türkiye-Afrika ilişkileri (Turkey-Africa relatons). In *Almanak 2007 Analizleri* (pp. 353-373). Istanbul: Sosyal Araştırmalar Vakfı (SAV).

Baek, J. (2013). Does the exchange rate matter to bilateral trade between Korea and Japan? Evidence from commodity trade data. *Economic Modelling*, *30*(C), 856–862. doi:10.1016/j.econmod.2012.11.020

Baille, R. T., & Bollerslev, T. (1989). The Message in Daily Exchange Rates: A Conditional-Variance Tale. *Journal of Business & Economic Statistics*, *7*, 297–305.

Baum, C.F. and Çağlayan, M. (2010). On the Sensitivity of the Volume and Volatility of Bilateral Trade Flows to Exchange Rate Uncertainty. Journal of International Money and Finance, 29, pp. 79-93.

Bollerslev, T. (1986). Generalized Autoregressive Conditional Heteroskedasticity. *Journal of Econometrics*, *31*(3), 307–327. doi:10.1016/0304-4076(86)90063-1

Chu J., Chan S., Nadarajah S. and Osterrieder J. (2017). GARCH Modelling of Cryptocurrencies. *Journal of Risk and Financial Management*. doi:10.3390/ jrfm10040017

Clark, M.P.B., Wei, S.-J., Tamirisa, M.N.T., Sadikov, M.A.M., Zeng, L., 2004. A New Look at Exchange Rate Volatility and Trade Flows. Retrieved from.

Clark, P.B., 1973. Uncertainty, exchange risk, and the level of international trade. Econ. Inq. 11 (3), 302–313.

Collier, P. and Gunning, J. (1999), Explaining African Economic Performance, Journal of Economic Literature, 37(3), 64-111.

Ding, Z., Engle, R. F., & Granger, C. W. J. (1993). A long memory property of stock market return and a new model. *Journal of Empirical Finance*, *1*(1), 83–106. doi:10.1016/0927-5398(93)90006-D

Doğanlar, M. (2002). Estimating the Impact of Exchange Rate Volatility on Exports: Evidence from Asian Countries. Applied Economic Letters, 9, pp. 859-863.

Hooper, P., & Kohlhagen, S. (1978). The effect of exchange rate uncertainty on the prices and volume of international trade. Journal of International Economics, 8(4),483-511. doi. 10.1016/0022-1996(87)90001-8

http://www.internationaldemocracywatch.org/index.php/central-african-economic-and-monetary-community 26/06/2020

http://www.mfa.gov.tr/Turkey-africa-relations.en.mfa

https://www.dailysabah.com/business/2019/04/26/Turkey-africa-trade-volume-totals-179-billion-in-last-decade

https://www.devex.com/organizations/central-african-economic-and-monetary-community-cemac-52313

Juhro, S.M., Phan, D.H.B., 2018. Can economic policy uncertainty predict exchange rate and its volatility? Evidence from asean countries. Buletin Ekonomi Moneter Dan Perbankan 21 (2), 251-268.

Kroner, K. F. and Lastrapes, W. D. (1990). The Impact of Exchange Rate Volatility on International Trade: Reduced form Estimates Using the GARCH-in-mean Model, Journal of International Money and Finance, 12, pp. 298–318.

McKenzie, M.D. (1999). The impact of exchange rate volatility on international trade flows. Journal of Economic Surveys, 13(1), 71-106. doi. 10.1111/1467-6419.00075

Odhiambo N. M. (2009). Energy Consumption and Economic Growth Nexus in Tanzania: an ARDL bounds Testing Approach. Energy Policy, 37 pp. 617–622.

Pesaran, M. H., & Shin, Y. (1998a). An autoregressive distributed-lag modelling approach to cointegration analysis. *Econometric Society Monographs*, *31*, 371–413. doi:10.1017/CCOL0521633230.011

Pesaran, M. H., & Shin, Y. (1999). *An Autoregressive Distributed Lag Modelling Approach to Cointegration Analysis.* Retrieved on November 11, 2018, from: http:// www.econ.cam.ac.uk/faculty/pesaran/ardl.pdf

Pesaran, M. H., & Smith, R. (1998b). Structural Analysis of Cointegrating VARs. *Journal of Economic Surveys*, *12*(5), 471–505. doi:10.1111/1467-6419.00065

Pesaran, M. H., Shin, Y., & Smith, R. J. (2001). Bounds testing approaches to the analysis of level relationships'. *Journal of Applied Econometrics*, *16*(3), 289–326. doi:10.1002/jae.616

Shinn David (2015), Turkey's Engagement in Sub-Saharan Africa Shifting Alliances and Strategic Diversification, Chatham House Research Paper, London.

Tsangarides, G. C. and Martijn, J. K. (2007), Trade Reform in the CEMAC: Developments and Opportunities, IMF Working Paper, 07/137.

Vergil, H. (2002). Exchange rate volatility in Turkey and its effect on trade flows. Journal of Economic and Social Research, 4(1), 83-99.

Yulu C. (2008). International Finance. Beijing: China Renmin University Press.

P

1. INTERNATIONAL AFRICAN CONFERENCE ON CURRENT STUDIES

ROMOTING FASHION DESIGNS THROUGH CUSTOMER RELATIONSHIP MANAGEMENT PRACTICES

Idowu Diyaolu
Kehinde Oladele
Obafemi Awolowo University

Abstract
The difficulty in building customer relationship has led to low confidence and trust between customers and fashion designers. Some fashion designers however, are waking up to the challenge and focusing more on customer satisfaction. Customer relationship management (CRM) is an enterprise strategy used to secure a proper, useful and consistent communication with each customer. The study identified customer relationship management practices used by fashion designers, examined the effect of the practices on customers' loyalty and identified the benefits of the practices. The study was conducted in Osogbo Local Government Area, the capital city of Osun State, Nigeria. A total of 150 fashion designers were selected by simple random sampling. The research instruments for data collection were well-structured questionnaires and interview schedules. Data was collected on the respondents' socio-economic characteristics, CRM employed, effect of CRM on customers' loyalty and business performance. Descriptive statistics such as frequency and percentages were used to present data. The hypotheses were tested using Chi-square analysis. Results showed that 88.7% of the respondents, maintained customer relationships through quality services, improved customer satisfaction through service rendering (85.3%) and after sales services to customers (96%). Majority (93.3%) of the respondents always adopt customer retention strategies and 79% continually communicate with and receive feedback from customers. Correlation analysis showed positive and significant relationship between income ($r = 0.498$, $p \leq 0.05$) and business performance. There was also positive and significant relationship between education ($r = 0.049$, $p \leq 0.05$) and customer relationship management. CRM aids patronage among the fashion designers in the study area, therefore, maintaining CRM will go a long way to improve the business. It is therefore recommended that fashion designers should be more informed on adoption of customer relationship management practices.

Keywords: Customer relationship management, fashion designers, customers, income

INTRODUCTION

There is global increase in demand for fashion and apparels as clothing is indispensable for human existence. Apparel alone now has a global retail value of $1.4 trillion (**Lissaman, 2018**). Fashion designers are key elements in the promotion of the fashion industry. Fashion designers are the creative minds behind any item of clothing. They apply professional insight into what fits and is suitable for individuals, companies and organizations. Fashion designers help to complete dress items. They play vital role in covering the body and enhancement of

good grooming. Fashion design is one of the sustainable employment in Nigeria (Diyaolu et al, 2012).

However, as important as fashion designers are, their existence will be incomplete without the customers. A relationship therefore must exist between the designers and consumers. While the designers are aiming at profit, the demand and expectation of the customers must be adequately met. Thus, in a competitive environment, fashion designers must employ strategies to keep their customers loyal through customer relationship management.

Customer relationship management (CRM) is an integrated approach to managing relationships by focusing on customer retention and relationship development (Chen and Popovich, 2003). It is an enterprise strategy used to secure a proper, useful and consistent communication with each customer. Thus, customer relationship management helps to solve the problem of inability to predict customer needs and find solutions to them before request is made.

Literature is replete with CRM studies in different sectors; the hotel industry (Dominici and Guzzo, 2010), insurance firms (Oghojafor, Aduloju & Olowokudejo, 2011), banking and financial industry (Siomkos & Tsiames, 2006) and food industry (Mohamad et al, 2014) among others. CRM has also been examined in fashion marketing (Benedetto, 2017). However, there is little evidence of study of CRM in fashion design activities, especially in Osogbo, Osun State where different styles and designs are constantly evolving.

This study adds to the body of knowledge on fashion customer management in the study area and Nigeria as a whole. It provides managers of fashion enterprises with useful information that will assist in retaining customers' patronage and foster productivity. They will be able to discover the gaps and lapses in their implementation and make necessary adjustment. The study is however limited to Osogbo.

This study assessed the CRM practices employed by fashion designers in Osogbo, Osun State, Nigeria. It identified the customer relationship management practices used by fashion designers in the study area, examined the perception of CRM practices on customers' loyalty and the benefits of customer relationship management practices employed

MATERIALS AND METHODS

The study was carried out in Osogbo town in Osun State, Nigeria. Osogbo is a trade center where there are small scale establishments involved in textile, fashion designing, foam making among others. Osogbo was made a major industrial development center by the government of Nigeria during the 1970s. In addition, cotton is grown and used to weave cloth. Osogbo is sometimes called ''Ilu Aro'' (home of dyeing), due to the presence of dyeing centers. This has contributed to fashion consciousness of people living in the area. The Local Government Area is made up of fashion designers and customers who patronize their services on daily basis. Various ministries, governmental and non-governmental organisations are prominent in the study area, making demand for clothing items high.

The fashion designers in the study area were the target population. A total of 150 respondents were selected by simple random sampling technique. The research instruments for data collection in this study was well-structured questionnaires. Data collected from the respondents were analysed statistically using the SPSS software package. Descriptive statistics such as frequency and percentage distributions were used to present data collected. The hypotheses were tested using Correlation analysis was used to examine relationships between CRM and respondent's socio-economic characteristics.

RESULTS

Table 1: Distribution of respondents by personal characteristics

Characteristics	Frequency (n=150)	Percentage (%)
Age (years)		
< 30	12	8.0
30-35	119	79.4
36-40	17	11.3
> 41	2	1.3
Gender		
Male	58	38.7
Female	92	61.3
Experience (years)		
1-5	23	15.3
6-10	26	17.3
> 10	101	67.3
Educational Level		
None	14	9.3
Primary	4	2.7
Secondary	18	12.0
NCE/OND	99	66.0
BSc/HND	15	10.0
Income/month in Naira		
< 20000	15	10.0
20,001-40,000	112	74.6
40,001-60,000	13	8.7
> 60,000	10	6.7
Area of specialization		
Men's wears	61	40.7
Ladies/ Women's wears	128	85.3
Children's wears	80	53.3
Traditional wears	111	74.0
Sport wears	13	8.7
Others	12	8.0

Table 1 shows the socio-economic characteristics of the respondents. Majority (79.4%) of the respondents were between age ranges of 30 to 35 years, and 61.3% were females. Most (66%) of the respondents had at least Ordinary National Diploma/National Certificate Examination (OND/NCE) certificate. Majority (74%) earned between 20,001 and 40,000 naira monthly while 67.3% have above 10 years of experience in the business. Also, majority (85.3%) of the respondents specialized in ladies/women wears.

Table 2: Customer Relationship Management Practices

Customer Relationship Management Practices adopted	Frequency (n=150)	Percentage (%)
Maintenance of relationships through quality service delivery	133	88.7
Improvement of customer satisfaction through services rendering	128	85.3
Provision of after sales services and activities	144	96.0
Adoption of customer retention strategies	140	93.3
Continuous communication and customers' feedback	119	79.3

Table 2 shows the customer relationship management practices adopted by the respondents. 88.7% of the respondents maintained relationships through quality services, 85.3% improved customers' satisfaction through service rendering. Also, 96% provided after sales services to customers. Majority (93.3%) of the respondents adopted customer retention strategies and 79% continually communicate with customers and receive feedbacks.

Table 3: Usage of Customer Relationship Management Practices

CRM	Always f(%)	Sometimes f (%)	Never f(%)
I track all contacts with customers	140(93.3)	8(5.4)	2(1.3)
I have developed a mechanism through managing and scheduling follow-up calls for customers	139(92.7)	8(5.3)	3(2.0)
I reward customers' loyalty	26(17.3)	120(80.0)	4(2.7)
I handle customers' complaints with care	32(21.3)	115(76.7)	3(2.0)
I give discounts and sell at lower price to loyal customers	32(21.3)	115(76.7)	3(2.0)
I use customers' information to improve service rendered	142(94.7)	5(3.3)	3(2.0)
I contact customers through telephone calls to know their level of satisfaction with service rendered	136(90.7)	5(3.3)	9(6.0)
I send SMS to communicate to customers	30(20.0)	117(78.0)	3(2.0)
I use newspaper advertisement	18(12.0)	16(10.7)	116(77.3)

I use business cards, banners or sign post.	136(90.7)	11(7.3)	3(2.0)
I do regular promotional campaign of products and services provided	26(17.3)	14(9.4)	110(73.3)
I deliver after sales service when called upon	33(22.0)	115(76.7)	2(1.3)

Table 3 shows usage of CRM Practices. 77.3% never make use of newspaper advertisements. 21.3% always handle customers' complaints with care. 90.7% contact customers through telephone calls to know their satisfaction with service rendered while 93.3% always track all contacts with customers. Also, 80% sometimes reward customers' loyalty. (94.7%) of the respondents used customers' information to improve service rendered. 73.3% never do regular promotional campaign. (get people acquainted with their services through mass publicity)

Table 4: Perception of Customer Relationship Management Practices and Customers' Loyalty

Customer's Loyalty	Strongly Agree f(%)	Agree f(%)	Undecided f(%)	Disagree f(%)	Strongly Disagree f(%)
CRM has helped to increase customers' patronage	85(56.7)	37(24.7)	15(10.0)	10(6.6)	3(2.0)
Customers stick to products and services rendered when alternative options are available.	87(58.0)	30(20.0)	20(13.3)	10(6.7)	3(2.0)
Level of customers' demands for services has increased drastically.	79(52.7)	31(20.6)	25(16.7)	9(6.0)	6(4.0)
Customers prefer services rendered.	63(42.0)	36(24.0)	29(19.4)	17(11.3)	5(3.3)
CRM has reduced the level of dissatisfaction with services provided.	79(52.7)	35(23.3)	24(16.0)	8(5.3)	4(2.7)
Customers tell other people about services enjoyed.	88(58.7)	37(24.7)	16(10.6)	7(4.7)	2(1.3)

Table 4 indicates the perception of customer relationship management (CRM) and customers' loyalty. 56.7% strongly agreed that CRM has helped to increase customers' patronage. Also, 58.7% of the respondents strongly agreed that customers tell other people about services enjoyed. 52.7% strongly agreed that CRM has drastically increased the level of customers' demands for services and 58.0% strongly agreed that customers stick to products and services rendered when alternative options are available.

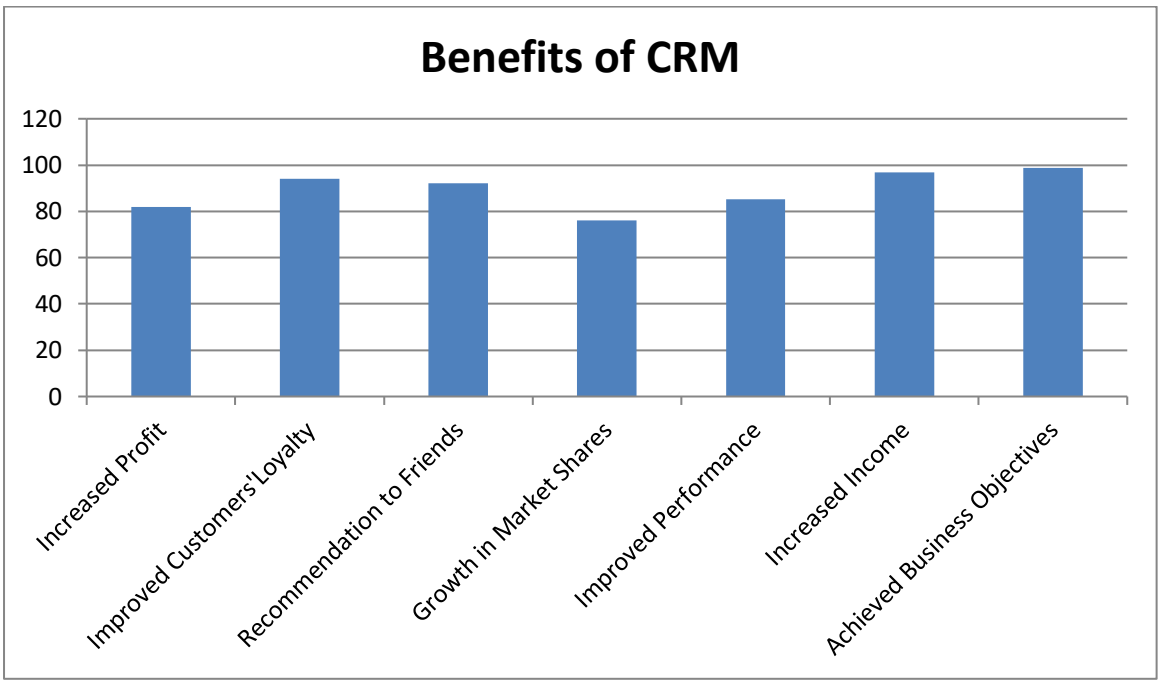

Figure 1: benefits of customer relationship management practices

Figure 1shows the benefits of customer relationship management practices. Majority (82.0%) claimed to have increased profit, 94% enjoyed customers' loyalty and 92% affirmed customers' recommendation to friends. Also, 76% experienced growth in market share and 85.3% agreed their business performance had improved. Also, majority (96.7%) of the respondents had increased income and achieved their business objectives (98.7%).

Table 6: Correlation analysis showing the relationship between respondents' income, customer relationship management practices and business performance.

Variable	Correlation coefficient (r)	Coefficient of determination (r^2)	P – value
Income	0.498*	0.248	0.000
CRM Practices	-0.171**	0.029	0.040

* Correlation is significant at 0.05 level

Data in table 6 shows a positive and significant relationship between income ($r = 0.498$, $p \leq 0.05$) and business performance. However, the table shows a negative but significant relationship between customer relationship management practices ($r = -0.171$, $p \leq 0.05$) and business performance.

Table 7: Correlation analysis showing the relationship between respondents' income, age, education, years of experience and customer relationship management practices.

Variable	Correlation coefficient (r)	Coefficient of determination (r^2)	P – value
Income	-0.329*	0.248	0.000
Age	-0.457*	0.209	0.000
Education	0.161	0.026	0.049
Years of experience	0.079	0.006	0.349

Table 7 shows the result of correlation between respondents' income, age, education, years of experience and customer relationship management practices. Income ($r = -0.329$, $p \leq 0.05$) had a very strong but negative relationship with customer relationship management. Also, the result shows a negative and significant relationship between age ($r = -0.457$, $p \leq 0.05$) and CRM. However, there was positive and significant relationship between education ($r = 0.161$, $p \leq 0.05$) and customer relationship management. In addition, there was no significant relationship between respondents' years of experience ($r = 0.079$, $p \geq 0.05$) and customer relationship management.

The Coefficient of Determination indicates that 24.8% of the variation in CRM of the respondents is explained by income level while age of the respondents accounted for 20.9% of the variation.

DISCUSSION

Socio-Economic Characteristics of Fashion Designers

More women than men were involved in the fashion business in the study area. They were also more involved in ladies/women's wears. Women fashion is evolving more than men due to their activities in fashion promotion. The lower ranks of US fashion are filled with women (Marc, 2018). Women are also not left behind in fashion merchandising (Diyaolu et al, 2018). Women should therefore be commended in their efforts to promote fashion. Majority of the fashion designers have additional education to their training in fashion design which is highly commendable to improve their business. The income of the fashion designer is still relatively low as the minimum wage in Nigeria is N30,000 (Trading Economics, 2020). Based on their years of experience in the business, most of the designers would have gained better knowledge in their interaction with customers.

Customer Relationship Management Practices

Provision of quality services is integral in sustaining CRM. Meeting customers' demand and satisfaction is also germane. The designers in the study area provided after sales services to customers and adopted customer retention strategies.

Newspaper is considered to be the most authentic and easy source of advertising (Mohammad, 2019). Newspaper advertisement that is never used by majority may limit their visibility as newspapers are widely read and circulated. They could display new styles, contact address and services. Handling customer complaints with care shouldn't be a sometimes affairs but always. Contacting customers through telephone calls to know their satisfaction with service rendered helps to build lasting relationship. William et al, (2016) established that social media facilitate individual communications among business partners as they are used as channels to communicate with their customers.

Perception of Customer Relationship Management

CRM has increased profit, market share, and income among designers. It has engendered customer loyalty, and customers' recommendation to others.

Better business performance is reflected in the higher income among the respondents. However, that customer relationship management worsens as the business performance increases is worrisome. This implies that as the respondents earn more, their customer relationship management declines. It is more likely that the fashion designers paid little attention to CRM as their initial effort has been yielding positive results. Pekovic et al (2016) opined that competitiveness in the market is contingent with customer information-processing. CRM should therefore be continuously employed by the fashion designers to achieve maximum benefit. Unlike age, customer relationship management increases with increasing level of education. Increasing level of education influenced the level of CRM practised by the respondents. Those with higher education are observed to take CRM more important. They would have learnt some courses in higher institutions that would have facilitated this response.

CONCLUSION

The study established the existence of cordial relationship between the fashion designers in the study area and their customers. Use of newspaper advertisement is low. The educational level of respondents significantly influenced their use of CRM. CRM tends to decline as income increases. Also, the performance of the enterprises is significantly related to income. The respondents are therefore enjoined not to relent in their efforts of adopting CRM to keep the pace of increased performance in the business. Fashion designers should be more enlightened on adoption of CRM. They should be encouraged to continually provide quality services to customers so that they can keep patronizing them.

References

Benedetto CA 2017 Corporate social responsibility as an emerging business model in fashion marketing. Journal of Global Fashion Marketing 8(4): 251-265

Chen IJ, Popovich K 2003, "Understanding customer relationship management (CRM): People, process and technology", Business Process Management Journal, 9 (5):672-688.

Davey J, Schneider L, Davey H 2009, "Intellectual capital disclosure and the fashion industry", Journal of Intellectual Capital, 10(3) 401-424

Diyaolu IJ, Ajila KO, Adubi KO 2012 Stemming the Tide of Mass Unemployment through Sustainable Job Opportunities in Clothing and Textile Designs, International Journal of Family and Consumer Sciences, 1:133-136.

Diyaolu IJ, Azeez FT, Oye GA 2018 Women Entrepreneurship Activities in Textile Resource Merchandising at Gbagi, Oyo State, Nigeria. Nigerian Journal of Textiles, 4:66-71.

Dominici G., Guzzo R. 2010 Customer Satisfaction in the hotel Industry-A case study of Sicily .Int. J. Mark. Stud., 2(2): 3-12.

Lin R., Chen R, Kuan-Shun CK 2010, "Customer relationship management and innovation capability: an empirical study", Industrial Management & Data Systems, 110 (1): 111-133.

Lissaman C 2018 The Size of the Global Fashion Retail Market. Available at**:** https://www.commonobjective.co/article/the-size-of-the-global-fashion-retail-market [18.06.20]

Marc B 2018 Women's labor, ideas, and dollars prop up the US fashion industry, but men still run it Available at: https://qz.com/quartzy/1285516/a-fashion-industry-study-finds-that-while-women-prop-it-up-men-run-it/ [28.05.20]

Mohamad SH, Othman NA, Jabar J, Majid IA 2014 Customer Relationship Management Practices: The Impact on Organisational Performance in SMEs of Food Manufacturing Industry. European Journal of Business and Management 6(13): 35-48

Mohammad TR 2019 Perception on advertising media: The case of newspaper advertising . International Journal of Commerce and Management Research 5(4): 22-25

Oghojafor, BE, Aduloju SA, Olowokudejo, FF (2011). Information technology and customer relationship management (CRM) in some selected insurance firms in Nigeria. Journal of Economics and International Finance, 3(7): 452-461.

Pekovic S, Rolland S, Gatignon H 2016 "Customer orientation and organizational innovation: the case of environmental management practices", Journal of Business & Industrial Marketing, 31 (7): 835-848.

Siomkos, G J. and Tsiames, I. S. (2006). Analytical CRM Technologies in Financial Services Institutions. Int. Journal of Financial Services Management, 1(2/3): 215-231

Trading Economics 2020 Minimum Wages in Nigeria remained unchanged at 30000 NGN/Month in 2020 from 30000 NGN/Month in 2019. Available at https://tradingeconomics.com/nigeria/minimum-wages [18.06.20]

William YC, Wanga DJ, Pauleenb TZ 2016 How social media applications affect B2B communication and improve business performance in SMEs Industrial Marketing Management 54: 4-14

A FINANCIAL RISK AND INVESTMENT ANALYSIS OF WASTE-TO-ENERGY FOR THE INDUSTRIAL AND COMMERCIAL CLUSTERS OF ANAMBRA STATE, NIGERIA

Chibuzor Azodo
University of Ibadan

Abstract
Energy consumption, good governance, and clean environment are essential for improved economic growth and development. Recently, the commercial and industrial clusters of Anambra state were seen to be one of the fastest growing hubs in Nigeria. However, epileptic power supply and waste management challenges has made the cost of production and business unsustainable. Hence, this study looked at waste to energy as a solution to solve their dilemma. The study used GIZ decision matrix to find what technological solution is best for the state, it also conducted a cost-benefit and a financial risk analysis using Palisade @Risk to capture uncertainty. This study found that Landfill gas with energy recovery was the only appropriate waste to energy solution feasible for the state with a net benefit of USD$ 1.83 per ton of waste processed. Furthermore, it also found that the technology (Landfill gas with energy recovery) was feasible with or without incorporating uncertainty. A key policy recommendation would be to adopt the landfill gas with energy recovery technology instead of the anaerobic digestion.

Keywords: Waste to Energy, Landfill Gas with Energy Recovery, Cost-Benefit Analysis, Financial Risk analysis, Sustainable Development

ENDÜSTRİ 4.0. ÇAĞINDA AKILLI İŞLETMELER, MUHASEBE DENETİMİ VE MALİ MÜHENDİSLİK

SMART ENTERPRISES, AUDITING AND FINANCIAL ENGINEERING IN THE AGE OF INDUSTRY 4.0

Neslihan DERELİ
Azteca Universidad
https://orcid.org/0000-0001-7944-148X

Özet
Teknolojinin hızla gelişimi yeni fırsatlar ve riskler oluşturarak toplumları ve ekonomileri değiştirici etkiler yapmaktadır. Geçmişte herhangi bir iletişim ve bilgi işleme özelliği olmayan eşya-emtia'nın, yakın gelecekte akıllı cihaz özelliği kazanıp iletişim becerileriyle donatılmış olacağı söylenebilir. Her nesneyi birbiri ile iletişime geçebilir hale getirecek olan bu gelişmeye "Nesnelerin İnterneti" adı verilmektedir. Bu bağlamda insanlar ve makineler arasında, gerektiğinde veriyi işlemiş halde servis eden, akıllanmış, çok hızlı ve çift yönlü etkileşim gerçekleşecektir. Makineler, sistemler ve süreçler yüksek oranda karar üretebilen bir konuma yükselecektir. Yakın zamanda sadece kaydetmekle yetinmeyen, elde ettiği veriler üzerinde değerlendirmeler, analizler ve denetimler yapabilen sistemlerle karşılaşmak muhtemeldir. Akıllı makineler kavramı ile birlikte, makine ve akıldan bir arada söz ediliyorsa öğrenebilen makineler karşımıza "yapay zekâ" kavramını çıkarmaktadır. Kendi kendini evrimleştiren donanımlar-akıllı makineler ile birlikte "denetim" kavramı ortadan kalkacak ya da yepyeni bir kavram "Makinelerin Denetimi" kavramı yerini alacaktır. Ortam zekâsı olarak anılan ve bulunduğu ortamı sürekli dinlemesi, aynı zamanda sesli sorulara cevap vermesi ve akıllı cihazları denetleme gibi yeteneklere sahip olan Amazon Echo isimli bir ürün, denetim kavramının yeniden şekilleneceğine dair en önemli göstergelerden birisidir.

Görüldüğü üzere 21. yüzyılda ortaya çıkan teknolojik devrim insan hayatını etkilemektedir. Teknoloji çağı olarak da ifade edilen bu çağda, endüstri 4.0 olarak da adlandırılan sanayi devrimi ön plana çıkmakta ve dijitalleşmeyi beraberinde getirmektedir. 2011 yılında Almanya'nın Hannover Fuarında lanse edilen Endüstri 4.0 devrimi, tüm sektörleri derinden etkileyecek ve işgücü piyasasının yapısında birçok değişikliğe neden olacak gelişmeleri ifade etmektedir. Dijitalleşme tüm meslekleri etkilediği gibi muhasebe mesleğini ve beraberinde muhasebe denetimini de etkileyecektir. Bu sebeple muhasebe mensuplarının muhasebe bilgisine ek olarak teknolojik değişimleri benimseyebilmeleri gerekmektedir.

Bu çalışmada, geleceğin işletmelerinde muhasebe denetimi, denetçinin rolü ve nesnelerin interneti kavramının, denetim alanına etkileri ve mevcut denetim anlayışının değişmesi gerektiğine dair varsayımlar açıklanmaktadır. Nesnelerin internetinden yararlanılması sayesinde, insana özgü hataların azaltılması, denetim kalitesinin artırılması, zamanın etkin kullanılması ve maliyetten tasarruf edilmesi ile rekabet üstünlüğü kazanılması olanaklıdır.

Anahtar Kelimeler: Endüstri 4.0, Nesnelerin İnterneti, Muhasebe Denetimi, Karanlık Fabrikalar, Muhasebe 4.0., Sürekli Denetim

Abstract

The rapid development of technology has changing effects on societies and economies by creating new opportunities and risks. It can be argued that the property-commodity, which did not have any communication and information processing features in the past, would gain smart device features and be equipped with communication skills soon. This development, which would enable all objects to communicate with each other, is called the "Internet of Things". In this context, a smart, very fast, and bidirectional interaction would be established between people and machines, which could also provide data in the processed form where necessary. Machines, systems, and processes would improve and be able to make decisions at high rates. In the near future, it would be possible to encounter systems that would go beyond recording, and be able to make evaluations, analyses, and audits on the data they obtain. Looking at the concept of smart machines, which involves machines and intelligence together, we can talk about the concept of "artificial intelligence" based on the machines that are able to learn. With the smart machines that are self-evolving hardware, the concept of "audit" would be replaced by a new concept, which is the "Audit of Machines". A product called Amazon Echo, which is known as the spatial intelligence and has the ability to listen to the environment it is located continuously, respond to voice questions and control smart devices, is one of the most important indicators that the concept of audit would be reshaped.

Apparently, the technological revolution that emerged in the 21st century has affected human life. In this age, which is also referred to as the technology age, the industrial revolution, also called industry 4.0, has come to the fore and introduced digitalization. The Industry 4.0 revolution, launched at the Hannover Fair in Germany in 2011, refers to developments that would affect all sectors deeply and cause various changes in the structure of the labor market. Digitalization would affect all professions as well as accounting and auditing. Therefore, accounting professionals should be able to adopt technological changes in addition to the knowledge of accounting.

This study presents auditing in the future enterprises; the role of the auditor and the effects of the "Internet of Things" concept on the field of auditing, as well as assumptions regarding the necessity for changing the current understanding of auditing. The use of the Internet of Things makes it possible to gain a competitive advantage by reducing human errors, increasing the quality of auditing, using time effectively, and saving costs.

Keywords: Industry 4.0, Internet of Things, Auditing, Dark Factories, Accounting 4.0., Continuous

EXAMINING TECHNOLOGY ACCEPTANCE AMONG STUDENTS OF SELECTED TERTIARY INSTITUTIONS IN PLATEAU STATE, NIGERIA

Wapmuk, Shitnaan Emmanuel
Kusa D. Nanfa
Adoke, Omolaiye Jude
University of Jos, Nigeria

Abstract
This study aims to examine the moderating role of Computer Self-Efficacy (CSE) on the relationship between students' Intention to Use and Technology Acceptance (TA) in selected tertiary institutions in Plateau State. Technology Acceptance Model (TAM) was adopted as the theoretical framework to ascertain whether it could help explain the behavioural intentions of students to accept and use Computer technology. Questionnaires were used to collect data from a sample of 387 tertiary students in a cross-sectional study. Statistical techniques used for the analyses of data were Frequency Distribution, Percentages, Mean and Standard Deviation. Simple Linear Regression Analysis was used to test the hypotheses and the results showed that Perceived Ease of Use (PEOU) significantly and positively influenced User Intention (UI), Perceived Usefulness (PU) significantly and positively influenced User Intention (UI), User Intention (UI) significantly and positively influenced Technology Acceptance (TA) and students' Computer Self-Efficacy (CSE) significantly moderates the relationship between User Intention (UI) and Technology Acceptance (TA). Findings have shown that students increase their usage for the technology when they perceived the technology is useful and easy to use, and that enhances their intention to use or adapt the technology and that students' perception of their abilities to use computer technology could drive them to want to use technology. The study suggested that since the global technology is developing rapidly, students' early exposure can strengthen Perceived Ease of Use (PEOU) and influence acceptance with the introduction of friendlier user technological platforms, students' continuous usage, be it the hardware or software, should be sustained as this can further strengthen users' Perceived Usefulness (PU) and enhance the chances of acceptance. In addition, before implementing and installing any new technology, some thorough feasibility studies should be carried out first to ascertain users' behavioural pattern (User Intention (UI)) to easily predict acceptance and young and upcoming students should endeavour to get early prior experience with the computer as this tends to instil in them a high degree of Computer Self-Efficacy (CSE).

Introduction
Technology is an essential part of higher education, making it possible for students to access information rapidly and visually. Nevertheless, a great challenge to the inclusion of technology in education is predicting its acceptance and eventually its utilisation, especially for academic purposes. The appropriate utilisation of any educational technology in education is often obstructed by the unwillingness of the user (teachers and students) to accept and adopt that technology (Mugo, Njagi, Chemwei & Motanya, 2017).

Achieving success in programmes that propose to include technologies in education is often quite challenging. Innovators and designers of electronic products have often preferred to measure user perceptions before introducing any technology. Thus this aids in informing producers to build, design and implement products that respond to user reactions, tastes and preferences. The above opinion was also echoed by Davis (1989) who suggested that measuring user perceptions is vital in gauging how the user perceives and reacts to the elements of any technology.

Yang (2007) opined that technology has challenged the boundaries of educational structures that have traditionally facilitated and supported learning. The processes of teaching and learning have been significantly altered by the convergence of a variety of technological, instructional and pedagogical developments in recent times. Instructional technology has changed the way learners make choices about when to learn, how to learn and where to learn. As a result, Suvama & Godavari (2012) asserts that educational opportunities are now accessible and are not inhibited by family, geography, money and time.

Al-rahmi, Othman & Yusuf (2015) stated that the unwillingness to accept and adopt technology can be referred to as resistance to technology. Resistance to technology has been persistent in the educational sector for quite some time. As an illustration, the e-learning concept has experienced resistance despite efforts to popularise it. Although technology usage is on the rise in both developed and developing countries through the ongoing proliferation of smartphones, internet connectivity, laptops and other smart devices.

Various studies on Technology Acceptance (TA) in Nigeria have been carried out. Oye, Noorminshah & Norzairah (2011) examined the effect of the Technology Acceptance Model (TAM) on ICT in Nigerian Tertiary Institutions; Ahmad, Kamba & Usman (2012) investigated the impact of Technophobia on ICT Acceptance and Use in Teaching and Learning among Academic Staff of Universities in Northern Nigeria while employing anxiety and attitude as mediating variables. Similarly, Adewole-Odeshi (2014) explored the attitude of students towards E-Learning in South-West Nigerian Universities using the Technology Acceptance Model (TAM); Ibrahim, Adamu & Gujbawa (2017) examined the influence of effort expectancy and the moderating role of experience of students in Nigerian universities when ICT is used in Academic learning activities.

Most of our daily lives are centred on technology and its usage has increased tremendously over the years in tertiary institutions. Computers gadgets such as laptops, desktops computers, palmtop computers and mobile phones are now available to tertiary students. Students make use of e-books, submit assignments, take computer-based tests and tutorials, download lecture notes and pay educational bills. Other tools available to students include access to library catalogues, search engines for research, emailing, online degree programmes, instant messaging, and web-based resources. The application of these technologies in the educational space promotes communication and students' autonomous learning, hence enabling learning anytime and anywhere. To that end, students must be creative in terms of information gathering (Al-Adwan, Al-Adwan & Smedley, 2013).

Teo & Zhou (2014) hold that technology is challenging and redirecting all forms of education, including tertiary education. Thus, the incorporation of technology into the learning process has become a vital component throughout all strata of educational pursuit. Challenges in online education are characterised by the increased focus on users' characteristics and stimulus coupled with changing needs. The problem is that people differ across regional,

linguistic, and country boundaries and users' requirements can be greatly influenced by local cultural perspectives. However, despite the direct impact of technology on effective and meaningful learning, technology adoption by students has remained peripheral and minimal. This lack of impact may be attributed to barriers in the integration of technology for learning in tertiary education which includes technology infrastructure, faculty effort, technology satisfaction and graduates' competency. The growing reliance on technology to transform teaching and learning, while identifying critical drivers related to students' intention to use technology in learning remains an important issue.

Nevertheless, arising from an interest in understanding what drives and motivates students to use technology, Davis (1989) and Ventatesh (2000) have formulated models that could provide a framework to explain and predict the use of technology. More so, Dishaw, Strong & Bandy (2002) Technology Acceptance Model (TAM) introduces two specific pertinent beliefs regarding the use of technology; Perceived Usefulness (PU) and Perceived Ease of Use (PEOU) which in turn determines users' disposition toward technology adoption and acceptance. Saadé & Kira (2009) suggested that the goal of TAM is to 'provide an explanation of the determinants of Technology Acceptance (TA) that is in general, capable of explaining user behaviour across a broad range of end-user computing technologies and user populations, while at the same time being both parsimonious and theoretically justified.' The external variables used with TAM are individual differences, situational constraints, system characteristics, and organisational characteristics. TAM emphasises the extent of the importance of the external variables and how they can influence students' internal decision process when it comes to the utilisation of technology within the educational space. However, while TAM has largely been found to have acceptable explanatory power, the inclusion of moderators could improve it further (Tarhini & Hone, 2014).

Given the inconsistency in findings and the suggestion to utilise moderators, this study contributes to the TAM theory, thus adding to the discussion on the factors that promote technology acceptance from the perspective of students in educational institutions. Thus, this study is not set out to revalidate TAM in educational settings, even though prior studies are inconsistent. Several reasons abound to explain these discrepancies. First, due to the sub-dimensional nature of Self-Efficacy (SE) – (Computer Self-Efficacy, Information Technology Self-Efficacy, and Internet Self-Efficacy) most studies have shown inconclusive findings.

Additionally, despite the volume of research conducted using TAM, researchers suggest that Self-Efficacy (SE) and TAM studies disagree on the role of Self-Efficacy (SE). The differences in research outcomes may be often due to external constructs being population-dependent and situation-based.

Seemingly, research studies exploring the moderating role of Self-Efficacy (SE) are limited, thus a knowledge gap exists in current literature. To that end, the specific objectives of this study are: examine the relationship between Perceived Ease of Use (PEOU) and User Intention (UI); determine the relationship between Perceived Usefulness (PU) and User Intention (UI); ascertain the relationship between User Intention (UI) and Technology Acceptance (TA); determine the moderating role of Computer Self-Efficacy (CSE) on the relationship between User Intention (UI) and Technology Acceptance (TA).

Literature Review

Conceptual Review

Technology Acceptance

Advancements in technology have brought various changes to human living. It has permeated every aspect of human life, be it education, entertainment, economics, governance, health etc. (Samaradiwakara & Gunawardena, 2014).

An individual's psychology state concerning his or her voluntary or intended use of a particular technology is referred to as Technology Acceptance (TA) (Ratna & Saloni, 2015). Technology Acceptance is about how people accept and adopt technology for use (Louho, Kallioja & Oittinen, 2006). Durodolu (2016) views acceptance as "the demonstrable willingness within a user group to employ technology for the tasks it is designed to support." The concept does not refer to a situation in which users claim they utilised technology without providing evidence of use, or where they use the technology for purposes unintended by the designers or those who acquired it.

Iconaru (2013) suggests that technology is increasingly being integrated into academics to enable and improve students' learning. From course management software to simulation and analysis systems, academic institutions are investing in technologies intended to deliver educational value to students. Nonetheless, the success of new technology introductions cannot be realised if students do not accept and use technology.

Determining the reasons why users accept or reject technology is a demanding task. Innovators tend to concentrate their attention on user behaviour to improve technology, rather than focusing on the technical features of the technology. The success or failures of new technologies are largely dependent on user acceptance. Users might resist accepting new technologies, even though the acceptance of new technology could increase performance. For this reason, researchers are less concerned with the study of resistance and insist on modelling users' acceptance because of minimising the risk of resistance or rejection (Durodolu, 2016).

Consequently, researchers are interested in discovering why people accept technology so that better processes for designing, evaluating, and predicting how users will react to new technology can be improved. Given the above, Samaradiwakara & Gunawardena (2014) suggest individual user acceptance to technology for intended purposes have been modelled and predicted using theories. While Mohamadali & Garibaldi (2010) opine that Technology Acceptance is an active area of research where numerous models and theories have been offered to understand the drivers of user acceptance of technologies such as TAM and the Theory of Planned Behaviour (TPB).

User Intention (UI)

Amornkitpinyo & Wannapiroon (2015) asserted that User Intention (UI) represents the expectancies that an individual has regarding a specific behaviour in a given situation and entails the probability to act. Hence, behaviour can be envisaged if the intention is accurately calculated. Walker & Pearson (2012) suggested that intention to use and apply new skills is the willingness or extent to which individuals consciously prepare to execute or not to execute a particular action. They are of the view that User Intention is a practical way to measure Technology Acceptance (TA). Even though some students might have used technology for

personal and academic purposes, most of them have little or no experience in utilising technology in the real school environment.

More so, Davis (1989) emphasised that in certain situations, people form intentions toward behaviours which they believe may increase their performance. The concept of continuance is vital because Technology Acceptance (TA) research often focuses on the initial adoption of technology and overlooks or ignores long-term use and the integration of new software into the daily activities of users (Durodolu, 2016). Ong & Lai (2006) opined that intention to use is an attitude, while continuous usage translates to a behaviour. Adopted as a dependent variable, User Intention (UI) predicts the actual usage of a particular skill that will ultimately lead to attitude formation. An opinion that echoes amongst various models is that an individual's behavioural intention to use a technology or embrace a skill that leads to the actual usage of the skill and expertise is important (Ajzen & Fishbein, 2005). Therefore, an individual's participation, interaction with others and attitudinal change create a fertile ground for behavioural intention to use new technology.

Perceived Ease of Use (PEOU)

Perceived Ease of Use (PEOU) refers to the level to which users feel that they can save or minimise their efforts by using a specific technology. It is the level to which users feel that they can improve and increase their performance by using a specific technology. PEOU is the extent to which an individual considers that making use of a particular technology would be effortless and hassle-free. Put differently, ease of use means freedom from complexity and trouble. As a result, a technology that is perceived to be easier to use is mostly accepted and utilised by more people (Miguel & Garc, 2016).

Durodolu (2016) suggested that one of the elements of TAM is PEOU. PEOU is associated with Perceived Usefulness (PU). PEOU views attitude towards using technology as an essential element. When technology is utilised at an individual level, certain factors can be assessed. The factors that may influence the ease of use of modern technology are characteristics of information resources, the job experience, technical equipment and support etc. Thus, the following are the factors to consider when evaluating PEOU: computer self-efficacy, perception of external control, internet self-efficacy, computer anxiety, information anxiety, perceived enjoyment and objective, usability and behavioural intention to use.

PEOU is theoretically based on the 1982 research by Bandura, who asserted that self-efficacious individuals see a link between their efforts and a successful outcome (Ahmad et al., 2012). It is likely that while users may believe that technology is useful, they may, at the same time, perceive the use of technology to be too difficult and that the performance benefits of usage are outweighed by the efforts of using the technology (Luan & Timothy, 2009). Given the Theory of Reasoned Action (TRA), TAM proposed that when an individual perceives a technology to be simple to use, it is more likely to use it (Blut, Wang & Schoefer, 2016). TAM also suggests that ease of use is a direct determinant of usefulness because the less effort a technology requires, the more likely that use of the technology will increase task performance (Gelbrich & Sattler, 2014).

Adil, Joshua, Pujani & Meuthia (2014) maintained that TAM opines that an individual's acceptance of new technology is determined by two perceptions of the technology: Perceived Usefulness (PU) and Perceived Ease of Use (PEOU). Individuals tend to use or not to use technology to the extent that they believe it will enhance their task. It is also about how

technology can reduce the number of work hours and increase efficiency and accuracy. When people are intrinsically motivated, they become productive. PEOU makes the perception of the user and makes the user develop a strong belief that using technology will be effortless. As such, educational technology with a high level of PU may be more likely to induce positive attitudes. PEOU could be a casual precursor to PU, as opposed to a parallel, direct determinant of technology usage. In other words, technologies that are easy to use, and have simple interfaces should be technologies that are useful for people in their tasks (Blut et al., 2016).

Perceived Usefulness (PU)

PU is the extent to which an individual believes that using a particular technology will enhance his or her performance. More so, people tend to use or not to use technology to the extent that they believe it will enhance their performance. PU is the extent to which a person believes that utilising a particular method or technique would enhance his or her performance or routine responsibility. This perception is anchored on the consideration that the capacity acquired will strengthen performance (Durodolu, 2016).

Amornkitpinyo & Wannapiroon (2015) view PU as another major determinant of technology adoption. Users incline to believe that a particular new technology will help them perform better. It is further held that within the TAM, PU acts as an important factor. PU impacts both attitude and intention and aids the progress of implementation.

Adli et al. (2014) opine that organisational characteristics and individual characteristics interact with technology characteristics to influence the acceptance of the technology. Put differently, the users believe that applying the technology will give positively impact their personal and academic routine. More so, PU reflects the prospective user's subjective probability that applying a new technology will be beneficial to his or her personal and educational well-being. Hence, PU is an important factor in determining the adaptation of innovation and will increase users' expectations. Users perceive technology to be valuable when they save time or costs, and when they are convenient (Blut et al., 2016). To specify the casual association between usefulness perception and usage intention, TAM assumes that individuals who believe a technology will be useful are more likely to display positive behavioural intentions (Venkatesh, 2000).

Self-Efficacy (SE)

Bandura (1997) refer to Self-Efficacy (SE) as the belief in one’s ability to use technology. It is an individuals’ belief in his or her ability to perform a particular task. Bandura suggests that given any task, the performance of an individual is a function of perceived self-efficacy. This assumption implies that the level of SE one has is believed to generate positive skill transfer to work and school environments. The elements of SE outlined by Bandura (1997) are (a) skill matched with basic competencies; (b) complex skills broken down into sub-skills; (c) learning to apply skill competencies and sub-skills with different people and circumstances; which translate to positive performance (Teo & Zhou, 2014).

People tend to have higher chances of success in given assignments when they have more SE (Amornkitpinyo & Wannapiroon, 2015). Lee & Mendlinger (2011) further suggested that people’s belief in their efficacy influences their choices, aspirations and how much effort they mobilise in a given endeavour.

Some studies have supported Bandura's assertion that Self-Efficacy (SE) is a key determinant of Performance. Self-Efficacy (SE) constructs have been widely used in educational literature to study academic performance (Oye et al., 2011, Teo & Zhou, 2014). Choices of educational options and careers (Alkandari, n.d; Jaradat & Faqih, 2014; Adewole-Odeshi, 2014), mathematical problem- solving performance (Dishaw et al., 2002). Those individuals who distrust their capabilities are easily discouraged by failure, whereas those who are highly assured of their efficacy for goal attainment will intensify their effort when their performances fall short, and persevere until they succeed. People who think the computer is too complex and it is hard to operate it will prefer to avoid and not use it. This argument states that there is much to understand about Self-Efficacy (SE) and outcomes expectation (Adli et al., 2014).

According to Bandura, Self-Efficacy (SE) makes a difference in how individuals feel, think, act and motivate themselves. As a result, one's sense of Self-Efficacy (SE) is expected to play an influential role in the pre-intentional phase of behaviour towards Technology Acceptance (TA). Drawing on Self-Efficacy (SE) theory, low level of Self-Efficacy (SE) can hamper the motivation to adopt technology like e-learning. In the meantime, individuals with high Self-Efficacy (SE) tend to be positive, confident, deeply committed and motivated to exert a greater effort to accomplish specific objectives and therefore a strong sense of perceived Self-Efficacy (SE) enhances positive perceptions and orientations that drive individuals' adoption and usage of technology like e-learning (Jaradat & Faqih, 2014).

In addition to the attempts to measure Technological Self-Efficacy (TSE) more broadly, several studies have developed measures of technology-specific self-efficacy. One of the most cited measures of Computer Self-Efficacy (CSE) comes from (Compeau & Higgins, 1995). Technological Self-Efficacy (TSE) is "the belief in one's ability to successfully perform a technologically sophisticated new task". This is a specific application of the broader and more general construct of Self-Efficacy (SE), which is defined as the belief in one's ability to engage in specific actions that result in desired outcomes. Self-Efficacy (SE) does not focus on the skills one has, but rather on the judgments of what one can do with his or her skills (Teo, 2014). Traditionally, Park (2009) suggested that a distinguishing feature of Self-Efficacy (SE) is its domain- specificity. In other words, judgments are limited to certain types of performances as compared to an overall evaluation of his or her potential.

As reported by Teo (2014), Computer Self Efficacy (CSE) can be categorised as task-specific and general. The task-specific Computer Self Efficacy (CSE) is the ability of an individual to use any applications or systems in a single generic computer domain, whereas an individual that can work on cross-platform computers is known to have the general Computer Self Efficacy (CSE). In the Computer Self Efficacy (CSE) domain, literature revealed that Technology Acceptance (TA) is a primary criterion (Lee & Mendlinger, 2011; Taipjutorus et al., 2012; Jaradat& Faqih, 2014; Teo & Zhou, 2014 Alshammari et al., 2016).

On the other hand, it was found that individuals who were weak in Computer Self Efficacy (CSE) lose the motivation of carrying out computer-related tasks compared to those who were competent in Computer Self Efficacy (CSE) (Alshammari et al., 2016).

Compeau & Higgins (1995) proposed that the conceptualisation of Computer Self-Efficacy (CSE) provides a measure that is specific to computer system usage skills, but sufficiently general to be applied to any computer system. As a result, it is commonly used in Computer Self-Efficacy (CSE) studies and is the approach taken in the study. Others argue that specific measures tailored to specific computer systems should be included and propose a construct

more narrowly defined as the ability to use or employ specific software (Venkatesh & Davis, 2000). Park (2009) maintained that psychological traits like personal innovativeness, technology readiness, and Self-Efficacy (SE) are stronger determinants or variables of acceptance of technology than demographic factors (age, gender, education).

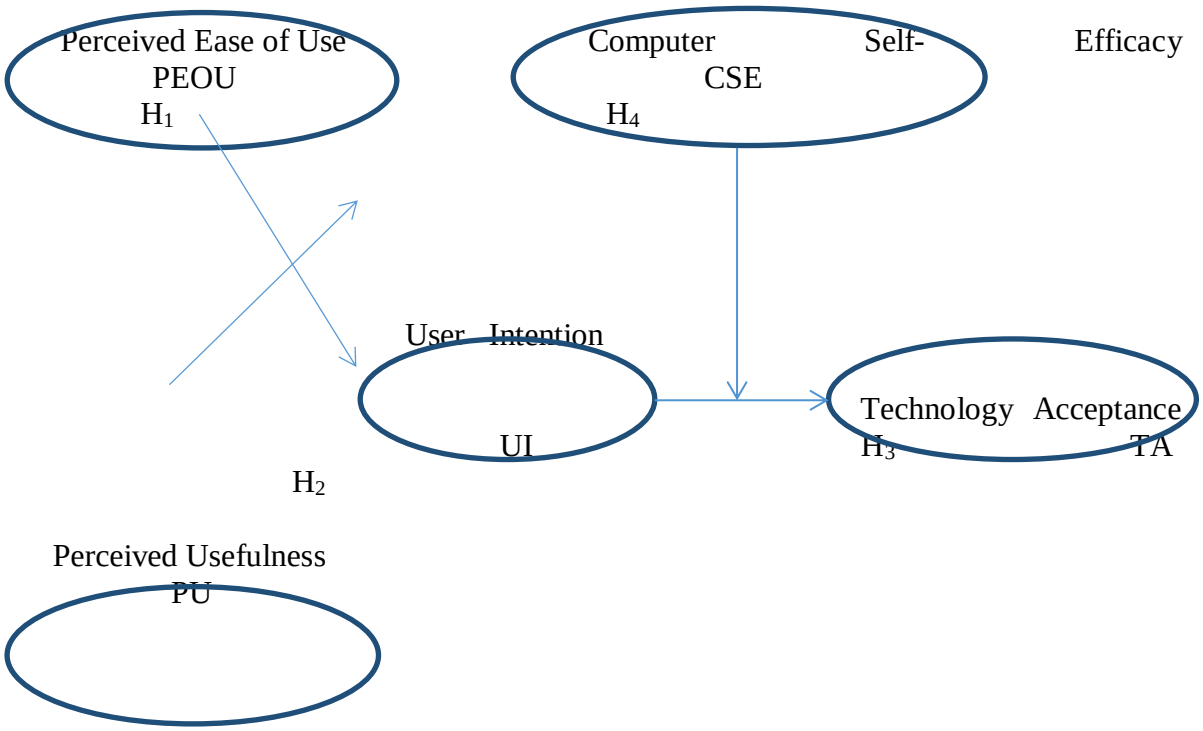

Figure 1: Conceptual Framework

Theoretical Framework

Technology Acceptance Model (TAM)

This research employs the Technology Acceptance Model (TAM) as an underpinning theory; the TAM was developed and popularised by Fred Davis to explain the adoption criteria of new technology by individual users. Since its inception, the TAM was the first model to mention psychological factors affecting Technology Acceptance (TA) and it was developed from Theory of Reasoned Action (TRA) by Fred Davis. Afterwards, Fred Davis developed and validated better measures through TAM for predicting and explaining technology use (Oye et al., 2011).

Ideally, TAM replaces many of TRA attitude measures with the two technology acceptance measures Ease of Use and Usefulness. TRA and TAM, both of which have strong behavioural elements, assume that when someone forms an intention to act, that they will be free to act without limitation. In the real world, there will be many constraints, such as limited ability, time constraints, environmental or organisational limits, or unconscious habits which will limit the freedom to act (Oye et al., 2011).

TAM states that behaviour is determined by the intention to perform the behaviour. Actual behaviour and intention are highly correlated. The intention, itself, is determined by the

attitude towards the behaviour. Davis' research, in essence, examines the external variables that determine or influence attitude towards Technology use (Dishaw et al., 2002).

Jaradat & Faqih, (2014) revealed that TAM identifies Perceived Ease of Use (PEOU) and Perceived Usefulness (PU) as key independent variables. Perceived Ease of Use (PEOU) also influences Perceived Usefulness (PU). TAM has introduced two primary constructs, Perceived Ease of Use (PEOU) and Perceived Usefulness (PU), as bases for explaining acceptance process. These two constructs are thought to shape user behaviour from the users' perspectives through behavioural intention to use.

The TAM includes the very important assumption that the behaviour is volitional, which is to say voluntary or at the discretion of the user.

Jaradat & Faqih, (2014) maintained that the goal of TAM is best described by authors as providing a general explanation of users' behaviours across a broad range of end-user computing technologies, "being both parsimonious and theoretically justified". Since TAM identifies two salient beliefs of users in regards to computing technologies: Perceived Ease of Use (PEOU) and Perceived Usefulness (PU). These two beliefs are supposed to determine a user's attitude towards using particular computing technology. Much as Theory of Reasoned Action (TRA), user's intentions to use a particular computing technology is determined by user's attitude towards using the technology, but TAM findings suggest that intentions are also determined by user’s Perceived Usefulness (PU).

Nevertheless, TAM also postulates a direct and positive relationship between the two salient beliefs of users: Perceived Ease of Use (PEOU) has a direct and positive effect on users' Perceived Usefulness (PU). TAM's variables and relationships have been included in various empirical researches, being tested and validated under any circumstances and often extended with new variables to provide a better understanding of users' acceptance of new technologies. Consequently, drawing from previous studies, which used TAM in an educational context, the TAM was extended through the inclusion of User Intention (UI) construct as additional predictor variables and the inclusion of individual differences, namely, Computer Self-Efficacy (CSE), User experience, Self-determination as moderator. It should be noted that this study has omitted the Attitude construct from the proposed research model based on Fred Davis' recommendation, which found that the model with the Attitude removed was a "powerful (model) for predicting and explaining user behaviour based on only three theoretical constructs: Intentions, Perceived Use (PU), and Perceived Ease of Use (PEOU)" (Tarhini & Hone, 2014).

Theory of Planned Behaviour (TPB)

This study employs the Theory of Planned Behaviour (TPB) as a supporting theory; the TPB attempts to resolve the limitations of the Theory of Reasoned Action (TRA). TPB has been the explicit theoretical basis for many studies over various contextual settings. TPB is well known and has been widely employed in the study of specific behaviours. The TPB was proposed by Lcek Ajzen in 1985 through the article ‘From Intentions to Actions: A Theory of Planned Behaviour’ (Samaradiwakara & Gunawardena, 2014). Ajzen (1985) stated that behaviour is determined by the intention to perform the behaviour. Actual behaviour and intention are highly correlated. The theory was intended to explain all behaviours over which people can exert self-control. The key component to this model is behavioural intentions are influenced by the attitude about the likelihood that the behaviour will have the expected

outcome and the subjective evaluation of the risks and benefits of that outcome. The TPB states that behavioural achievements depend on both motivation (intention) and ability (behavioural control).

Samaradiwakara & Gunawardena (2014) opined that TPB is determined by the availability of skills, resources, and opportunities, as well as the perceived importance of those skills, resources, and opportunities to achieve outcomes. By changing these three predictors (attitude, subject norm and perceived behaviour control), the chance that the person will intend to do the desired action can be increased and thus increases the chance of the person doing it. Classic user acceptance theories, especially TAM and TPB are the main reference frameworks when explaining and predicting individual behaviour, gaining researchers' interest over the last decade.

Iconaru (2013) opined that studies have likewise either focused solely on TAM or augmented TAM with various variables. More so, both TAM and TPB have continuously tried to enhance current research frameworks of users' technology acceptance and recent studies in Technology Acceptance (TA) field position themselves on an ascending trend.

Empirical Review

Perceived Ease of Use (PEOU), Perceived Usefulness (PU), and User Intention (UI)

Available studies about student perceptions on using technology support the important role that Perceived Ease of Use (PEOU) and Perceived Usefulness (PU) play in predicting Behavioural Intention (BI), though the strength of the identified relationships varied considerably between studies. These differences may reflect issues such as the field of study, sample size, or analysis techniques used (Blut et al.,2016).

However, in the TAM, both Perceived Usefulness (PU) and Perceived Ease of Use (PEOU) were theorised as direct determinants of Behavioural Intention (BI). The causal relationship between Perceived Usefulness (PU) and Perceived Ease of Use (PEOU) on Behavioural Intention (BI) toward using the technology is supported in a considerable number of studies (Cheng, 2012) and confirmed in the context of e-learning studies (Park, 2009; Liu, Chen, Sun, Wible & Kuo, 2010; Šumak, Heriko,& Pušnik, 2011).

Likewise, Šumak et al. (2011) and Al-Adwan et al. (2013) (though without adding any external variables) looked at factors affecting students' acceptance and use of Moodle. The results for both studies indicated that Perceived Ease of Use (PEOU) has a significant effect on attitude, and there is a correlation between Perceived Ease of Use (PEOU) and Perceived Usefulness (PU). Furthermore, the findings confirm that Perceived Usefulness (PU) has a direct effect on the intention to use e-learning, but does not affect students' attitudes. Al-Adwan et al. (2013) attributed the non-significance result between Perceived Usefulness (PU) and students' attitudes as being 'because students are willing to adopt e-learning systems while focusing on its benefits'. On the other hand, PEOU was found to directly affect students' attitudes in Šumak et al. (2011)'s study.

Sumak et al. (2011) found that PU and PEOU were factors that directly affected students‟ attitude, and PU was the strongest and most significant determinant of students‟ attitude toward using technology in learning. Additionally, Park (2009) in his study of understanding university students‟ behavioural intention to use e-learning, found that PU and PEOU were related to one another.

Furthermore, other studies have also offered support to the direct influence of Perceived Usefulness (PU) and Perceived Ease of Use (PEOU) (Teo, 2011a; Walker & Pearson, 2012; Gelbrich & Sattler, 2014; Adli et al., 2014; Amornkitpinyo & Wannapiroon, 2015; Miguel & Garc, 2016 and Blut et al., 2016).

Self-Efficacy (SE) and Technology Acceptance (TA)

Researchers have explored various external variables that can act as antecedents (e.g. prior experience, Self-Efficacy (SE), gender, education, etc.) to these two constructs -Perceived Usefulness (PU) and Perceived Ease of Use (PEOU)) in attempts to improve the predictive power of the expanded Technology Acceptance Model (TAM); some were found to be significant and some were not (Ramayah, 2010).

Saadé & Kira (2009) demonstrated that Self-Efficacy (SE) and Computer Anxiety have a strong influence on the use of technology through their effect on Perceived Ease of Use (PEOU) and Perceived Usefulness (PU), even though they differ in the effects of Computer Self-Efficacy (CSE) on beliefs: some revealed significant effect while others did not. A similar study was conducted by (Liu et al., 2010) to identify additional determinants of the Technology Acceptance (TA) in the education sector. The study found direct and indirect significant effects of Perceived Usefulness (PU) on the intention to use the system (technology), and these effects are strong on the intention to use more than the effect on attitudes. They also found that Self-Efficacy (SE) has a strong direct effect on the intention to use and Perceived Ease of Use (PEOU) but the effect on Ease of Use is more than on the intention to use.

Sharp (2006) examined the development, extension, and application of TAM for information systems educators and found that Computer Self-Efficacy (CSE) is a significant determinant of Perceived Ease of Use (PEOU). A similar finding was also reported elsewhere. Al-rahmi et al. (2015); Al-Haderi (2013) also demonstrated similar result, in which they reported that Self-Efficacy (SE) had a significant effect on Ease of Use alone but not on Perceived Usefulness (PU). From this study, it appeared that perceived instrumental outcomes associated with technology use are not influenced by individual judgments of their ability to engage in technology use.

Al-Haderi (2013) revealed that Self-Efficacy (SE) influences the technology used for a long period and even influences the selection of what technology to use (i.e. e-commerce and internet technology) and its Perceived Usefulness (PU). Teo (2009) aimed to build a model to predict the level of Technology Acceptance (TA) by pre-service teachers at a teacher training institute, the study found that Computer Self- Efficacy (CSE) has a direct effect on behavioural intention to use technology and Perceived Ease of Use (PEOU). It also reported that technological complexity and facilitating conditions affect intention to use indirectly. The result further demonstrated that Computer Self-Efficacy (CSE) has more impact on Perceived Usefulness (PU) and less effect on Perceived Ease of Use (PEOU). Meanwhile, Grandon, Alshare, & Kwan (2005) stressed that e-learning self-efficacy indirectly affects the intentions of students via Perceived Ease of Use (PEOU). Tarhini & Hone (2014); Al-rahmi et al. (2015) also reported a significant dispositional barriers-e-learning self-efficacy relationship.

Several studies have found Self-Efficacy (SE) to be an important determinant that directly influences the user's behavioural intention and actual usage of Technology (Downey, 2006; Guo & Barnes, 2007; Hernandez, Jimenez, & Jose Martin, 2009; Tarhini & Hone, 2014), and

e-learning acceptance (Chang & Tung, 2008; Yuen & Ma, 2008). On the contrary, Venkatesh et al. (2003) did not find a casual direct relationship between Self-Efficacy (SE) and behavioural intention. Al-Haderi (2013) showed empirical evidence of the positive effect of Self-Efficacy (SE) on the intention to use, right up to the actual use of the technology, via a positive impact on Perceived Usefulness (PU) and Perceived Ease of Use (PEOU). Additionally, the results of the study confirmed that Self-Efficacy (SE) is one of the determinants influencing the acceptance and actual use of technologies.

Lee & Mendlinger (2011) revealed that there is a positive relationship between Self-Efficacy (SE), Perceived Ease of Use (PEOU) and Perceived Usefulness (PU), concerning acceptance and satisfaction with online learning systems. It was also revealed that there was a positive correlation between Self-Efficacy (SE) and the Perceived Usefulness (PU) of online learning systems, as well as with Perceived Ease of Use (PEOU).

While some studies report that Perceived Usefulness (PU) and Perceived Ease of Use (PEOU) impact attitude toward technology use and behavioural intention to use technology, (Teo, 2014; Sumak et al., 2011) argued that e-learning self-efficacy was found to have an indirect effect on students‟ intentions through Perceived Ease of Use (PEOU).

Moderating Role of Computer Self-Efficacy (CSE)

The Concept of Computer Self-Efficacy (SE) was adapted from the general concept of Self-Efficacy (SE). Computer Self-Efficacy (CSE) refers to people's judgments about their abilities to use a computer system successfully (Compeau & Higgins, 1995). Computer Self-Efficacy (CSE) has been studied in different domains. For instance, Computer Self-Efficacy (CSE) had a positive influence on computer learning performance (Hasan & Ali, 2004; Yi & Im 2004). Several studies have been conducted to study the influence of Computer Self-Efficacy (CSE) on the Technology Intention Model (Venkatesh & Davis 1996; Hayashi, Chen, Ryan, & Wu 2004; Lee 2006).

Compeau & Higgins (1995) as cited in (Lee 2006) proposed three dimensions of Computer Self-Efficacy (CSE); (1) The "magnitude of Computer Self-Efficacy (CSE)" is defined as the extent to which people believe they can accomplish difficult tasks using a computer, (2) The "strength of Computer Self-Efficacy (CSE)" is interpreted as reflecting the power of self-judgment by individuals, (3) the "generalisability of Computer Self-Efficacy (CSE)" refers to the perception by people of their ability to use various computer software and hardware devices. The Computer Self-Efficacy (CSE) will be used as antecedents of Perceived Usefulness (PU) and Ease of Use. The magnitude, strength and generalisability of Computer Self-Efficacy (CSE) will have a positive effect on the students' ability and confident towards their intention of e-learning tools.

Madorin & Iwasiw (1999) investigated the effects of Computer Self-Efficacy (CSE) on using instructional technology in education particularly computer-assisted instruction in the faculty of nursing students. The findings stated that the students' Computer Self-Efficacy (CSE) has a strong influence on the perceived ease of computer use for learning purposes. However, the Computer Self-Efficacy (CSE) did not have a positive relationship with the Perceived Usefulness (PU). This result is not inconsistent with the (Venkatesh & Davis, 2000) findings regarding the effect of Computer Self-Efficacy (CSE) and Perceived Usefulness (PU).

Lee (2006) examined the factors influencing the adoption of an e-learning system in both mandatory and voluntary settings. The findings confirmed the capability of Perceived

Usefulness (PU) and Perceived Ease of Use (PEOU) in predicting the success of e-learning adoption in both contexts. Computer Self-Efficacy (CSE) demonstrated a significant impact on Perceived Ease of Use (PEOU). However, the significant relationship between Computer Self-Efficacy (CSE) and perceived usefulness was not strong. Lee (2006) found that Computer Self-Efficacy (CSE) had a direct influence on the students' participation in distance education activities. Hsu & Chiu (2004) found that Computer Self-Efficacy (CSE) had positive effects on computer usage attitudes and intentions. Briefly, the Computer Self-Efficacy (CSE) seems to have the ability to provide the students with a high level of using e-learning system. It also seems to be an enthusiasm factor towards e-learning intention.

Within this context, social factors (Schepers & Wetzels, 2007) and individual factors such as Computer Efficacy (Liaw, 2008) should be taken (Straub & Burton-Jones, 2007). Furthermore, the existing parameters of the Technology Acceptance Model (TAM) neglected the investigation of other essential predictors and factors that may affect the adoption and acceptance of technology even though TAM has generally been found to have acceptable explanatory power, the inclusion of moderators could improve this further (Sun & Zhang, 2006).

Lee (2006) explains non-significance finding as follows: 'individuals' confidence in their technology-related knowledge and abilities is more associated with their judgment of the ease or difficulty of the usage of the system' (technology). In another study, Almahamid & Aburub (2011) demonstrated that there is a positive relationship between information quality, service quality, self-efficacy and the continued intention to use an e-learning system.

Interestingly, in the Information Technology Literature, Computer Self-Efficacy (CSE) has also been linked to the User Competence construct (Alkandari, n.d.). Self-Efficacy (SE) studies often include Experience as a control or as an antecedent of self-efficiency. In the Information Technology Literature, (Dishaw et al.,2002; Ibrahim et al., 2017) included Relevant Prior Experience in their model explaining Ease of Use via Computer Self-Efficacy (CSE). Previous research has indicated that Information Computer Technology use positively affect technology adoption in academic learning (Lee, Yoon & Lee, 2009) and that factor such as Self-Efficacy (SE) and attitude towards Information Communication Technology (ICT) use influence ICT use.

Literature shows that the relationship between Self -Efficacy (SE) and the adoption of technology in education is statistically significant (Waheed, Kaur, Ain & Sanni, 2015; Smeda, Shiratuddin & Wong,2017). In the case of e-book, Self-Efficacy (SE) also emerged as a significant factor (Waheed et al., 2015). Hsiao & Chen (2015); Smeda et al. (2017) reported that Self-Efficacy (SE) has the most important influence on intention to study through using e-book readers.

Methodology

This study examines Technology Acceptance (TA) among students in selected tertiary institutions in Plateau State by identifying factors that explain their intention to use Computer Technology. A descriptive research design was adopted for this study to obtain the opinion of students on their intention to use and accept Computer Technology. A descriptive research design is appropriate because it helps to describe current trends regarding the subject matter (Fisher, 2010).

The study population consists of all students in selected tertiary institutions within Plateau State. These institutions are: University of Jos, Plateau State University, Bokkos, Plateau State Polytechnic and Federal College of Education (FCE), Pankshin. These participants are considered to be appropriate because they are most likely to be comfortable with the use of technological platforms and use Computer Technology to facilitate and support learning, information gathering and communication.

The sampling unit for this study is individual students and the study area is tertiary institutions.

Table 1: Number of Students

Tertiary Institution	Number of Students
University of Jos, Jos	35,145
Plateau State University, Bokkos	328
Plateau State Polytechnic, Jos	7,468
Federal College of Education (FCE), Pankshin.	2,268
Total	45,209

Source: "Feasibility Study on the Development of a Virtual Library by Institution of Higher Education Nigeria"; United Nations Educational Scientific and Cultural Organisations (UNESCO) (2003).

The sample size for the study is determined based on Taro Yamane (1967) sampling technique. The sample size of 399.99 (approximated to 400) was obtained from a population of 45, 209.

Table 2: Allocation of Copies of Questionnaire

Tertiary Institution	Population	Proportionate Ratio	Copies of Questionnaire
University of Jos	35,143	35,143÷45,209×400= 311	311
Plateau State University, Bokkos	328	328÷45,209×400 = 3	3
Plateau State Polytechnic	7,468	7,468÷45,209×400= 66	66
Federal College of Education, Pankshin	2,268	2,268÷45,209×400= 20	20
Total	45,209		400

Primary data was gathered through questionnaires, while secondary source of data used by the researcher include data on "Feasibility Study on the Development of a Virtual Library by Institution of Higher Education in Nigeria"; A Report Prepared by UNESCO (2003).

A total of Four Hundred questionnaires were administered comprising sections A and B. It comprised questions relating to participants' demographic profile such as gender, age, and programme enrolled. Also, sixteen items measuring the five constructs in the research model was presented: User Intention (UI); Perceived Usefulness (PU); Perceived Ease of Use (PEOU); Computer Self-Efficacy (CSE) and Technology Acceptance (TA). Participants were

expected to give their responses to each item on five Likert-scale questions ranging from Strongly Agree to Strongly Disagree (Strongly Agree=5, Agree=4, Undecided=3, Disagree=2, Strongly Disagree-1).

However, since the data of this study is drawn from students in tertiary institutions, job-relevant, experience and voluntariness constructs were not included in the model as they have no relevance to the background of the study sample. These questionnaire items were adapted from already published literature (Venkatesh et al., 2003; Teo & Zhou, 2014) that were found to be statistically reliable.

Research Variables

The variables employed in this study were User Intention (UI); Perceived Usefulness (PU); Perceived Ease of Use (PEOU); Computer Self-Efficacy (CSE) and Technology Acceptance (TA). The items used to measure these variables were derived from a thorough review of relevant literature on User Intention (UI), Computer Self-Efficacy (CSE) and Technology Acceptance (TA). Some of the relevant literature on Technology Acceptance (TA) includes Afari-Kumah & Achampong (2010), Mohamadali & Garibaldi (2010), Suvarna & Godavari (2012), Iconaru (2013), Samaradiwakara & Gunawardena (2014), Ratna & Saloni (2015) and Durodolu (2016).

The variables used to measure User Intention (UI) include; Perceived Usefulness (PU); Perceived Ease of Use (PEOU). These variables were included in the questionnaire as presented by studies such as Venkatesh (2000), Ajzen & Fishbein (2005), Ahmad et al. (2012), Walker &Pearson (2012), Gelbrich & Sattler (2014). Adli et al., 2014, Amornkitpinyo & Wannapiroon (2015), Miguel & Garc (2016) and Blut et al. (2016). Computer Self-Efficacy (CSE) was measured and included in the questionnaire based on the studies of Compeau & Higgins (1995), Bandura (1997), Venkatesh et al. (2003), Lee & Mendlinger (2011), Taipjutorus et al.,2012, Jaradat & Faqih, (2014), Teo & Zhou (2014), Teo (2014) and Alshammari et al., 2016.

Content reliability and validity of the questionnaire for this research were ensured through careful selection and adaption of items from previously validated instruments (Venkatesh et al., 2003; Teo & Zhou, 2014).

Method of Data Analysis

Linear Regression is suitable for the analysis of this research since the purpose of the research is aimed at identifying multiple factors that affect User Intention (IU) to accept technology. The use of Linear Regression is considered for this test due to its ability to produce optimal results and analyse large samples sizes.

Model Specification

This study uses the Regression Model because the dependent variable is continuous, as recommended by Muthen & Muthen (2007). Linear regression was used to establish the combined effect of all independent variables on the dependent variable and Step-by-step Method is used to analyse the effect of the moderating variable on the relationship between the predictor variable and dependent variable (Field, 2009).

The Model was presented using a linear equation. Using Multiple Linear Regression analysis, it was possible to calculate the values of the constant-coefficient (β_0) and the slope coefficient (β) from data already collected.

The overall equation of the effect of independent variables on Technology Acceptance (TA)

$Y=B_0+\beta_1X_1+\beta_2X_2+\beta_3 \quad X_3+ \quad e_1$……Model (3.1)

Where;

Y= Technology Acceptance

B_0= Constant (intercept)

β_1- β_3= Coefficients of independent variable

X_1-X_3= Dimension of independent variable

e_1 = Residual in the equation.

Testing for Moderation

Moderation effects are tested with regression analysis, where all predictor variables and their interaction term are centred before model estimation to improve the interpretation of regression coefficients. A single regression equation forms the basic moderation model:

$Y = i_2+\beta_1X+ \beta_2Z+\beta_3XZ + e_2$……Model (3.2)

Where β_1 is the coefficient relating the independent variable, X, to the outcome, Y, when Z = 0, β_2 is the coefficient relating the moderator variable, Z, to the outcome when X = 0, i_2 the intercept in the equation, and e_2 is residual in the equation. The regression coefficient for the interaction term, β_3, provides an estimate of the moderation effect. If β_3 is statistically different from zero, there is significant moderation of the X-Y relation in the data. Plotting interaction effects aids in the interpretation of moderation to show how the slope of Y on X is dependent on the value of the moderator variable. Regression slopes that correspond to the prediction of Y from X at a single value of Z are termed simple slopes.

Note

X= the independent variable (User Intention (UI), Perceived Ease of Use (PEOU), Perceived Usefulness (PU))

Y= the dependent variable (Technology Acceptance (TA)),

Z= the moderator variable (Computer Self-Efficacy (CSE)),

XZ= the product of X and the moderator variable,

β_1 = the effect of X on Y,

β_2 = the effect of Z on Y,

and β_3 = the effect of XZ on Y

Results

Of the 400 distributed questionnaires, 387 were retrieved, which amounted to a 96.75 % response rate. 387 copies of the retrieved questionnaire were found usable and a total of thirteen copies of the questionnaire were not retrievable, which amounted to 3.25 %.

Preliminary analysis was performed to check the assumptions of multiple linear regressions using the descriptive statistic to confirm the presence or absence of missing data. This was necessary to ensure that this assumption was not violated.

The result of missing value analysis indicated that there were no missing values in the data set. Hence this assumption of multiple regressions was not violated as revealed in Table 5.

Table 5: Assessment of Missing Values

Univariate Statistics

				Missing		No. of Extremes[a]	
Variables	**N**	**Mean**	**Standard Deviation**	**Count**	**Percentage**	**Low**	**High**
Perceived Ease of Use (PEOU)	387	13.7777	2.06370	0	0	0	0
Perceived Usefulness (PU)	387	17.6693	3.01733	0	0	0	0
User Intention (UI)	387	4.5426	0.59368	0	0	0	0
Computer Self- Efficacy (CSE)	387	17.6150	3.35923	0	0	0	0
Technology Acceptance (TA)	387	12.3456	2.33671	0	0	0	0

Number of Cases outside the Range (Q1-1.5*IQR, Q3+1.5*IOR)

Source: Field Survey Result

HYPOTHESES TESTING

Hypothesis One states that Perceived Ease of Use (PEOU) will significantly influence User Intention (UI). Simple Linear Regression Analysis was carried out and the results are presented in Table 6:

Regression Analysis for Hypothesis One

Model	R	R Square	Adjusted R Square	Std. Error of the Estimate	P
1	.341[a]	.116	.109	.56032	.000

a. **Predictors: (Constant), Perceived Ease of Use (PEOU)**
b. **Dependent Variable: User Intention (UI)**

Table 7: Linear Regression Analysis
Hypothesis One

ANOVA

Model		**Sum of Squares**	**df**	**Mean Square**	**F**	**Sig.**
1	Regression	15.799	3	5.266	16.770	.000[b]
	Residual	120.247	383	.314		
	Total	136.047	386			

a. Dependent Variable: User Intention (UI)
b. Predictors: (Constant), Perceived Ease of Use (PEOU)

The beta value (R= 0.341) in table 6 revealed that there is a weak correlation between User Intention (UI) and Perceived Ease of Use (PEOU). According to (Cohen, 1988), R Square of 0.13 is moderate (R^2=13.0% >11.6%). The R Square revealed that 11.6% of the total variation of User Intention (UI) is being explained by Perceived Ease of Use (PEOU). Also, results on table 7 showed that there is a significant relationship between Perceived Ease of Use (PEOU) and User Intention (UI), that is, the P-value of 0.00 in this relationship is less than the pre-set level of significance in this study which is 0.05 (P=0.00<0.05). The F-value is calculated as

the Mean Square Regression (5.266) divided by the Mean Square Residual (.314), yielding F=16.770 at an acceptable significant level of .000.

Hypothesis Two states that Perceived Usefulness (PU) will significantly influence User Intention (UI). Simple Linear Regression Analysis was carried out and the results presented in Table 8.

Table 8: Regression Analysis for Hypothesis Two

Model	R	R Square	Adjusted R Square	Std. Error of the Estimate	P
1	.281[a]	.079	.069	.57275	.000

a. **Predictors: (Constant), Perceived Usefulness (PU)**
b. **Dependent Variable: User Intention (UI)**

Table 9: Linear Regression Analysis
Hypothesis Two

ANOVA

Model		Sum of Squares	df	Mean Square	F	Sig.
1	Regression	10.734	4	2.683	8.180	.000[b]
	Residual	125.313	382	.328		
	Total	136.047	386			

a. Dependent Variable: User Intention (UI)
b. Predictors: (Constant), Perceived Usefulness (PU)
Source: Field Survey Result

The beta value (R = 0.281) in table 8 revealed that there is a weak correlation between User Intention (UI) and Perceived Usefulness (PU). According to (Cohen, 1988), R Square of 0.13 is moderate (R^2=13.0% >7.9%). The R Square value revealed that 7.9% of the total variation of User Intention (UI) is explained on Perceived Usefulness (PU). The results presented in Table 9 showed that there is a significant relationship between User Intention (UI) and Perceived Usefulness (PU). That is, the P-value of 0.00 in this relationship is less than the pre-set level of significance in this study which is 0.05 (P=0.00<0.05). The F-value is calculated as the Mean Square Regression (2.683) divided by the Mean Square Residual (.328), yielding F=8.180 at an acceptable significant level of .000.

Hypothesis Three states that User Intention (UI) will significantly influence Technology Acceptance (TA), Simple Linear Regression Analysis was carried out and the results presented in Table 10:

Table 10: Regression Analysis for Hypothesis Three

Model	R	R Square	Adjusted R Square	Std. Error of the Estimate	P
1	.489[a]	.239	.237	.50432	.000

a. **Predictors: (Constant), User Intention (UI)**
b. **Dependent Variable: Technology Acceptance**

Table 11: Linear Regression Analysis
Hypothesis Three

ANOVA

Model		Sum of Squares	df	Mean Square	F	Sig.
1	Regression	30.753	1	30.753	120.913	.000[b]
	Residual	97.919	385	.254		
	Total	128.672	386			

a. Predictors: (Constant), User Intention (UI)
Source: Field Survey Result

The beta value (R = 0.489) in table 10 revealed that there is a moderate correlation between User Intention (UI) and Technology Acceptance (TA). According to (Cohen, 1988), R Square of 0.13 is moderate (R^2=13.0% <23.9%). The R Square value revealed that 23.9% of the total variation of User Intention (UI) is explained on Technology Acceptance (TA).
The results in table 11 **s**howed a significant relationship between User Intention (UI) and Technology Acceptance (TA). The F-value is calculated as the Mean Square Regression (30.753) divided by the Mean Square Residual (.254), yielding F=120.913 at an acceptable significant level of .000.

Hypothesis Four states that Computer Self-Efficacy (CSE) will moderate the relationship between User Intention (UI) and Technology Acceptance (TA), Multiple Linear Regression Analysis was carried out and the results presented in Table 12.

Table 12: Regression Analysis for Hypothesis Four

Model	R	R Square	Adjusted R Square	Std. Error of the Estimate	P
1	.502[a]	.252	.242	.50258	.000

a. **Predictors: (Constant): User Intention (UI), Computer Self-Efficacy (CSE)**
b. **Dependent Variable: Technology Acceptance (TA)**
Source: Field Survey Result

Table 13: Linear Regression Analysis Result
Hypothesis Four **ANOVA**

Model		Sum of Squares	Df	Mean Square	F	Sig.
1	Regression	32.438	5	6.488	25.685	.000[b]
	Residual	96.234	381	.253		
	Total	128.672	386			

a. Predictors: (Constant), Computer Self-Efficacy (CSE)
Source: Field Survey Result

The beta value (R = 0.502) in table 12 revealed that there is a moderate correlation between User Intention (UI) and Technology Acceptance (TA). According to (Cohen, 1988), R Square of 0.13 is moderate (R^2=13.0% <25.2%). The R Square value revealed that 25.2% of the total variation of Computer Self-Efficacy (CSE) is explained on Technology Acceptance (TA).

The results in table 13 indicate that Computer Self-Efficacy (CSE) moderates the relationship between User Intention (UI) and Technology Acceptance (TA). The F-value is calculated as the Mean Square Regression (6.485) divided by the Mean Square Residual (.253), yielding F=25.685 at an acceptable significant level of .000.

Discussion of Findings

Empirical findings of Hypothesis One showed that Perceived Ease of Use (PEOU) will significantly influence User Intention (UI). In line with the findings from hypothesis one, findings from the descriptive statistics revealed that most of the respondents agreed that they find it easy to get computer technology to do what they want. As identified in the literature, ease of use strengthen students desire to use technology. The findings from descriptive statistics also show that most respondents believed that there is a total agreement that the focus of User Intention (UI) is largely driven by Perceived Ease of Use (PEOU) among students. Furthermore, the findings of the descriptive statistics also show that most respondents agreed that they have identified that interacting with computer technology does not require a lot of mental effort. The findings of the descriptive statistics also show that most respondents agreed that they find computer technology easy to use. This shows that the use of computer technology requires less hassle, necessitating their willingness or desire to use. More so, the findings are consistent with the works of Park (2009), Cheng (2012) and Wong & Teo (2009). Hence, the findings uphold Davies Technology Acceptance Model (TAM) that perceived ease of use influences attitude and the intention to use.
Results from testing of Hypothesis Two indicated that Perceived Usefulness (PU) significantly affects User Intention (UI). Findings from the descriptive statistics revealed that most respondents believed that using computer technology will improve their studies. The results also indicated that most respondents agreed that there is a commonality of purpose and interest among them that using computer technology will enhance their learning. Furthermore, findings from the descriptive statistics indicated that most respondents agreed that using computer technology will increase their grades. The findings from the descriptive statistics

also revealed that respondents find computer technology a useful tool in their studies. This shows that the adoption and usage of technological platforms considered as best practices in the school environment can help facilitate students' performance by stimulating students' interest with active real-world activities. The results of this study are in line with the works of Alenezi et al. (2010), Teo 2014, Teo & Zhou (2014), Davis (1989), and Wong & Teo (2009).

Findings from Hypothesis Three revealed that User Intention (UI) significantly influences Technology Acceptance (TA). In line with hypothesis three, the findings from the descriptive statistics further indicated that most respondents agreed that they would continue to use technology regularly in future making the course relevant to the real world. Similarly, most respondents from the descriptive statistics were also of the opinion that they would continue to use technology frequently in the future, to chart the course for their intended usage, this reveals the competence of students to adopt and use technological platforms. This aligns with the findings of Walker & Pearson (2012) and Park (2009). Therefore, User Intention (UI) can be seen as a practical way to measure Technology Acceptance (TA).

Findings from Hypothesis Four revealed that Computer Self-Efficacy (CSE) will moderate the relationship between User Intention (UI) and Technology Acceptance (TA). In line with hypothesis four, findings from the descriptive statistics show that most respondents agreed that they could easily complete a task using the computer. The findings from the descriptive statistics also revealed that most respondents agreed that they could call someone for help if they got stuck using the computer. The descriptive statistics also revealed that most respondents believed that someone showed them how to use the computer first. The descriptive statistics also revealed that most respondents agreed that they had only the manual for reference while using the computer. This is in line with the study of Amornkitpinyo & Wannapiroon (2015); Chen, Lin, Yeh & Lou (2013) found that self-efficacy had a direct and significant relationship. Park (2009) and Tung & Chang's (2008) findings that higher education students' computer self-efficacy was a significant predictor of their intention to use learning and online learning, respectively.

Conclusion

The study has provided empirical evidence for the effect of some determinants on acceptance of the technology in the educational sector. In particular, it has managed to reveal that Computer Self-Efficacy (CSE) plays an important role in influencing Technology Acceptance (TA). As such, the findings validate the TAM theory and demonstrate the applicability of this theory to the Nigerian context. TAM research points out that there is a need to focus on more diverse populations, various technology applications, and various settings regarding new Technology Acceptance (TA). It also confirmed that to motivate students' intentions to use technology in their learning environment, it is essential to present a positive perception of technology usefulness and usability - particularly as students' intention may not associate this element with being at a similar level of importance. In general, the study suggested that Perceived Ease of Use (PEOU) significantly influences Perceived Usefulness (PU), and both Perceived Usefulness (PU) and ease of use significantly influence behavioural intention (User Intention (UI)) and that Computer Self-Efficacy (CSE) further strengthens technology acceptance.

REFERENCES

Adewole-Odeshi, E. (2014). Attitude of Students towards E-Learning in South-West Nigerian Universities : An Application of Technology Acceptance Model, (January).

Adli, F., Joshua, N. H. S., Pujani, V., & Meuthia. (2014). E-Travel Model : An Empirical Study of Technology Acceptance Model and Self Efficacy, *25162*, 10–14.

Afari-Kumah, E,. & Achampong, K. A. (2010). Modelling Computer Usage Intentions of Tertiary Students in a Developing Country through the Technology Acceptance Model, *6*(1), 102–116.

Ahmad, A. S., Kamba, A. M., & Usman, M. (2012). Technophobia versus ICT Acceptance and Use in Teaching and Learning among Academic Staff of Universities in Northern Nigeria, (September), 1–28.

Ajzen, I. (1985) "From Intentions to Actions: A Theory of Planned Behaviour," In Action Control: From Cognition to Behaviour, Kuhl, J. and Beckmann, J., Editors, New York: Springer Verlag, pp. 11-39.

Ajzen, I., & Fishbein, M. (2005). Understanding Attitudes and Predicting Social Behaviour. Englewood Cliffs, NJ: Prentice-Hall

Al- Adwan, A., Al- Adwan, A., & Smedley, J. (2013). Exploring Students Acceptance of E-Learning Using Technology Acceptance Model in Jordanian Universities, 9(2), 4–18.

Al-Haderi, S. M. S. (2013). The Effect of Self-Efficacy in the Acceptance of Information Technology in the Public Sector - Malaysia, *4*(9), 188–198.

Alkandari, B. (n.d.). An Investigation of the Factors Affecting Students' Acceptance and Intention to Use E-Learning Systems at Kuwait University: Developing A Technology Acceptance Model In E-Learning Environments.

Al-Rahmi, M. W., Othman, S. M., & Yusuf, M. L. (2015). Exploring the Factors that Affect Student Satisfaction through Using E-Learning in Malaysian Higher Education Institutions, *6*(4), 299–310.

Alshammari, H. S., Ali, B. M., & Rosli, S. M. (2016). The Influences of Technical Support, Self Efficacy and Instructional Design on the Usage and Acceptance of LMS : A Comprehensive Review, *15*(2), 116–125.

Amornkitpinyo, T., & Wannapiroon, P. (2015). Causal Relationship Model of the Technology Acceptance Process of Learning Innovation in the 21ST Century for Graduate Students. *Procedia- Social and Behavioural Sciences*, *174*, 2090–2095.

Bandura, A. (1997) "Self-Efficacy: The Exercise of Control," Freeman Press, New York, 1997.

Blut M., & Wang C, Schoefer K. (2016). Factors Influencing the Acceptance of Self-Service Technologies : A Meta-Analysis.

Chang, S. C., & Tung, F. C. (2008). An Empirical Investigation of Students' Behavioural Intentions to Use the Online Learning Course Websites. *British Journal of Educational Technology*, 39(1), 71-83.

Chen, K., Chen, J., & Yen, D. (2011). Dimensions of Self-Efficacy in the Study of SmartPhone Acceptance. Computer Standards and Interfaces, 33, 422–431.

Chen, Y. C., Lin, Y. C., Yeh, R. C., & Lou, S. J. (2013). Examining Factors Affecting College Students' Intention to Use Web-Based Instruction Systems: Towards an Integrated Model. *Turkish Online Journal of Educational Technology*, 12(2), 111–121.

Cheng, Y.M. (2012) 'Effects of Quality Antecedents on E-Learning Acceptance Internet'. Internet Research, 22(3), pp. 361-390.

Compeau, D. R., & Higgins, C. A. (1995). Computer Self-Efficacy: Development of a Measure and Initial Test. *MIS Quarterly*, *19*(2), 189-211.

Davis, F. D. (1989). Perceived Usefulness, Perceived Ease of Use, and User Acceptance of Information Technology. MIS Quarterly, 13(3), 319-339.

Dishaw, T. M., Strong, M. D., & Bandy, D. B. (2002). Extending the Task-Technology Fit Model with Self-Efficacy Constructs.

Downey, J. (2006). Measuring General Computer Self-Efficacy: The Surprising Comparison of Three Instruments in Predicting Performance, Attitudes, and Usage. Proceedings of The 39th Annual Hawaii International Conference on System Sciences (pp. 210-220). IEEE.

Durodolu, O. O. (2016). Technology Acceptance Model as a Predictor of Using Information System to Acquire Information Literacy Skills, (November).

Field, A. P. (2009). Discovering Statistics Using SPSS, 2nd Edition. Sage Publications.

Fisher, C. (2010). Researching and Writing a Dissertation- for Business Students, Prentice-Hall,

Gelbrich, K. & Sattler, T. (2014), "Beyond Just Being Dissatisfied: How Angry and Helpless Customers React to Failures when Using Self-Service Technologies," Schmalenbach Business Review, 61, 40-59

Grandon, E. E., Alshare, K., & Kwun, O. (2005). Factors Influencing Student Intention to Adopt Online Classes: A Cross-Cultural Study. *Journal of Computing Sciences in Colleges*, 20(4), 46-56.

Guo, Y., & Barnes, S. (2007). Why People Buy Virtual Items in Virtual Worlds with Real Money. ACM SIGMIS Database, 38(4), 69-76.

Hasan, B. & Ali, J.M. 2004, 'An Empirical Examination of a Model of Computer Learning Performance. *Journal of Computer Information Systems*, (),.' Vol. 44, No. 4, pp.27-34

Hayashi, A., Chen, K., Ryan, A & Wu, L., 2004, 'The Role of Social Presence and Moderating Role of Computer Self Efficacy in Predicting the Continuance Usage of E-Learning Systems', *Journal of Information Systems Education*, Vol. 15, No. 2, pp. 139-54.

Hernandez, B., Jimenez, J.,& Jose Martin, M. (2009). The Impact of Self-Efficacy, Ease of Use and Usefulness on E-Purchasing: An Analysis of Experienced E-Shoppers. Interacting with Computers, 21(1/2), 146-156.

Hsiao, K.-L., & Chen, C.-C. (2015). How Do We Inspire Children to Learn With E-Readers? Library Hi Tech, 33(4), 584–596.

Hsu, M. H., & Chiu, C. M. (2004). Internet Self-Efficacy and Electronic Service Acceptance. *Decision Support Systems*, *38*(3), 369-381.

Ibrahim, A. M., Adamu, M. A., & Gujbawu, M. (2017). Analysis of the Expectation of Effort Expended when ICT is used in Academic Learning Activity …., *1*(1), 19–38.

Iconaru, C. (2013). The Moderating Role of Perceived Self-Efficacy in the Context of Online Buying Adoption, *4*(1), 20–29.

Jaradat, M.-I. R. M., & Faqih, K. M. S. (2014). Investigating the Moderating Effects of Gender and Self-Efficacy in the Context of Mobile Payment Adoption : A Developing Country Perspective, *9*(11), 147–169. https://doi.org/10.5539/ijbm.v9n11p147

Lee, B. C., Yoon, J. O., & Lee, I. (2009). Learners' Acceptance of E-Learning in South Korea: Theories and Results. Computers and Education, 53(4), 1320-1329.

Lee, J., & Mendlinger, S. (2011). Perceived Self-Efficacy and Its Effect on Online Learning Acceptance and Student Satisfaction, *43029*, 243–252.

Lee, Y.C. (2006) 'An Empirical Investigation into Factors Influencing the Adoption of an E-Learning System', Online Information Review, (30)5, pp. 517-541.

Liaw, S.-S.(2008). Investigating Students' Perceived Satisfaction, Behavioural Intention, and Effectiveness in E-Learning: A Case Study of the Blackboard System. Computers & Education, 2008. 51(2): P. 864-873.

Liu, I. F., Chen, M.C., Sun, Y. S., Wible, D., & Kuo, C. H. (2010) 'Extending The TAM Model to Explore the Factors that Affect Intention to Use an Online Learning Community', Computers & Education, 54(2), pp. 600-610.

Louho, R., Kallioja, M., & Oittinen, P. (2006).Factors Affecting the Use of Hybrid Media Applications. Graphic Arts in Finland, 35 (3), pp. 11-21.

Luan, S. W., & Teo, T. (2009). Investigating the Technology Acceptance Among Student Teachers in Malaysia : An Application of the Technology Acceptance Model (TAM), *2*, 261–272.

Madorin, S., & Iwasiw, C. 1999, 'The Effects of Computer-Assisted Instruction on the Self-Efficacy of Baccalaureate Nursing Students', *The Journal of Nursing Education*, Vol. 38, No. 6, pp. 282-95.

Miguel, S. O., & Garc, F. J. (2016). Informal Tools in Formal Contexts: Development of A Model to Assess the Acceptance of Mobile Technologies Among Teachers, 519–528.

Mohamadali N.A.K.S., & Garibaldi J.M (2010) "A Novel Evaluation Model of User Acceptance of Software Technology in Healthcare Sector"

Mugo, D. G., Njagi, K., Chemwei, B., & Motanya, J. O. (2017). The Technology Acceptance Model (TAM) and Its Application to the Utilisation of Mobile Learning Technologies, 20(4), 1–8.

Muthén, L. K., & Muthén, B. O. (2007). Mplus User's Guide, 5th Edition. Los Angeles, CA:

Ong, C., & Lai, J. (2006). Gender Differences in Perceptions and Relationships among Dominants of E-Learning Acceptance, 22, 816–829. https://doi.org/10.1016/j.chb. 2004. 03.006

Oye, N. D, Noorminshah, A., & Norzairah Ab, R. (2011). Examining the Effect of Technology Acceptance Model on ICT Usage in Nigerian Tertiary Institutions, *2*(10), 533–545.

Park, S. Y. (2009). An Analysis of the Technology Acceptance Model in Understanding University Students. Behavioural Intention to Use E-Learning. Educational Technology & Society. 2009; 12(3): 150-162.

Ratna, P.A., & Saloni, M. (2015). Exploring the Acceptance for E-Learning Using Technology Acceptance Model among University Students in India, (January). https://doi.org/10.1504/IJPMB.2015.068667

Saadé, R. G., & Kira, D. (2009). Computer Anxiety in E-Learning : The Effect of Computer Self-Efficacy Development of Research Hypotheses, 8.

Samaradiwakara, G. D. M. N., & Gunawardena, C. G. (2014). Comparison of Existing Technology Acceptance Theories and Models to Suggest a Well Improved Theory / Model, *1*(1), 21–36.

Sharp, J. H. (2006). Development, Extension, and Application: A Review of the Technology Acceptance Model. *Information System Education Journal*, 5(9), 1-10.

Smeda, A. M., Shiratuddin, M. F., & Wong, K. W. (2017). Measuring the Moderating Influence of Gender on the Acceptance of E-Book amongst Mathematics and Statistics Students at Universities in Libya, *9*(2), 177–199.

Straub, D., & Burton-Jones, A. (2007). Veni, Vidi, Vici: Breaking the TAM Logjam. *Journal of the Association for Information Systems,* 8(4), 223-229.

Šumak, B., Heričko, M., Pušnik, M. & Polančič, G. (2011) 'Factors Affecting Acceptance and Use of Moodle: An Empirical Study Based on TAM', Informatica, 35(1), pp. 91-100 [Online].

Sun, H. & Zhang, P. (2006) The Role of Moderating Factors in User Technology Acceptance. *International Journal of Human-Computer Studies*, 2006. 64(2): P. 53-78.

Suvarna, J. S., & Godavari, J. (2012). Higher Education through ICT in Rural Areas. Golden Research Thoughts, 1(X), pp.1-4.

Taipjutorus, W., Hansen, S., & Brown, M. (2012). 'Investigating A Relationship between Learner Control and Self-Efficacy in an Online Learning Environment', *Journal of Open, Flexible and Distance Learning,* 16(1), pp. 58-69.

Tarhini, A., & Hone, K. (2014). Measuring the Moderating Effect of Gender and Age on E-Learning Acceptance in England : A Structural Equation Modeling ..., (October).

Teo, T. (2009). Modelling Technology Acceptance In Education: A Study of Pre-Service Teachers. Computers & Education, 52(2), 302-312.

Teo, T. (2011a). Factors Influencing Teachers' Intention to Use Technology: Model Development and Test. Computers and Education, 57, 2432–2440.

Teo, T. (2014). Unpacking Teachers' Acceptance of Technology: Tests of Measurement Invariance and Latent Mean Differences. Computers and Education, 75, 127–135.

Teo, T., & Zhou, M. (2014). Explaining the Intention to Use Technology among University Students : A Structural Equation Modeling Approach, 124–142.

Tung, F. C., & Chang, S. C. (2008). Nursing Students' Behavioural Intention to Use Online Courses: A Questionnaire Survey. *International Journal of Nursing Studies*, 45, 1299–1309.

UNESCO (2003). Feasibility Study on the Development of a Virtual Library by Institution of Higher Education in Nigeria; *A Report Prepared with Funds from Japan-Funds-in-Trust with UNESCO.*

Venkatesh, V. (2000) "Determinants of Perceived Ease of Use: Integrating Control, Intrinsic Motivation, and Emotion into the Technology Acceptance Model," Information Systems Research (11:4), December 2000, pp. 342-365.

Venkatesh, V., & Davis, F. D. (2000). A Theoretical Extension of the Technology Acceptance Model: Four Longitudinal Field Studies. Management Science, 46(2), 186-204.

Venkatesh, V., & Davis, F.D.(1996). "A Model of the Antecedents of Perceived Ease of Use: Development and Test," Decision Sciences (27:3), Summer 1996, pp. 451-481.

Venkatesh, V., & Morris, M. G. (2000). Why Don't Men Ever Stop to Ask for Directions? Gender, Social Influence, and Their Role in Technology Acceptance and Usage Behaviour. MIS Quarterly, 24(1), 115-139.

Venkatesh, V., Morris, M. G., Davis, G. B., & Davis, F. D. (2003). User Acceptance of Information Technology: Toward a Unified View. MIS Quarterly, 27(3), 425–478.

Waheed, M., Kaur, K., Ain, N., & Sanni, S. A. (2015). Emotional Attachment and Multidimensional Self-Efficacy: Extension of Innovation Diffusion Theory in the Context Of E-book Reader. Behaviour & Information Technology, 34(12), 1147–1159.

Walker, S.C and Pearson, J. (2012) Intent to Use Technology: Facilitation Effect of Group Presence. *International Journal of Business Information and Technology*. Vol. 1 No. 1, pp. 1-15

Wong, S., & Teo, T. (2009). Determinants of the Intention to Use Technology: Comparison between Malaysian and Singaporean Female Student Teachers Proceedings of the 17th International Conference on Computers in Education. Held in Hong Kong Asia-Pacific Society, 2009, pp 784-791

Yang, H.-H. (2007). The Effect Of Technology Acceptance On Undergraduate Students' Usage Of WebCT as a Collaborative Tool.

Yi, M. Y. & Im, K.S. 2004, 'Predicting Computer Task Performance: Personal Goal and Self-Efficacy', *Journal of Organisational and End-User Computing,* Vol. 16, No. 2, pp. 20-38.

Yuen, A. H. K., & Ma, W. W. K. (2008). Exploring Teacher Acceptance of E-Learning Technology. *Asia Pacific Journal of Teacher Education*, 36(3), 229-243.

1. INTERNATIONAL AFRICAN CONFERENCE ON CURRENT STUDIES

EFFECT OF MARKETING ON PROFITABILITY OF MICRO AND SMALL ENTERPRISES: A STUDY OF MARARABA BUILDING MATERIALS MARKET, KARU LGA OF NASARAWA STATE, NIGERIA

EMMANUEL JAMES RAINEH
KUSA D. NANFA
SHITNAAN E. WAPMUK
University of Jos, Nigeria

Abstract
Growing and sustaining micro and small businesses in Nigeria have become difficult due to the absence of marketing skills and strategies. This research investigates the impact of marketing on profit of micro and small enterprises using some key elements of marketing strategy (strategy to grow market demand, strategy to increase market share, strategy to increase revenue per customer, strategy to lower variable cost and strategy to increase market efficiency). The questionnaire was designed using 5-point Likert scale to obtain ordinal data from traders in Mararaba Building Materials market, Karu LGA, Nasarawa State, Nigeria. Due to the ordinal nature of collected data, the median was used for each of the marketing strategy elements to obtain data for regression analysis. Sitting on a land area of 500m by 100m with a population of 400 shops, a representative sample of 200 was therefore taken using Slovin's formula. The land area has good concentration of traders, with particular focus building materials. Spearman correlation matrix was used to obtain the correlation coefficients (r_s). The results revealed no correlation between strategy to grow market demand and profit. While a very strong relationship exists between strategy to increase market efficiency / strategy to increase revenue per customer and profit. Strategy to increase market share and strategy to increase revenue per customer best predict profit. Although the correlation between strategy to increase market efficiency and profit is strong and relationship between strategy to increase market share and profit very strong, the significance for the two is poor. This research adds value to the academic community in the sense that it raises awareness on marketing as a tool for achieving profit (productivity), especially for micro and small enterprises. Thus, marketing strategies should be appropriately applied because of their positive effect on profit margins.

Keywords: Marketing, Marketing Strategies, Profitability, Micro and Small Enterprises and Family Businesses

1.0 INTRODUCTION

1.1 BACKGROUND TO THE STUDY

After moving the Federal Capital Territory (FCT) to Abuja on December 12, 1991, by the Nigerian Federal Government, suburbs around the FCT, started enjoying speedy growth. One of such is Karu local government area of Nasarawa State. With a population of about 2 million humans and rapidly growing in infrastructure; businessmen/women and especially micro and small entrepreneurs find the area very attractive to conduct business. One location

that serves as a hub for business activities is the Mararaba market (stretching from Aso junction to Mararaba building materials market), others include, but not limited to, Orange market, Kabai market, Aso market, Aku market, Karu market, Tudun Wada market, Ado Kasa market and Masaka market.

Mararaba market is a very busy location characterised by all manner of trade. No exact number of micro and small enterprises is known to the local government council. Mararaba building materials market is, however, a concentrated market – a typical example of a concentrated market with about 300 shops in the market and about 100 side shops. This gives a total of about 400 shops sitting on a land area of 500m by 100m.

Just like many others, micro and small enterprises rarely outgrow challenges. This research will focus on how the application of marketing strategy (market-based) will enable profitability. Also, since the local government area has a population that other local government areas in Nigeria rarely have; and also the development that others rarely have, the result of this study can be generalised within the country as applicable to each local government area.

In a study conducted in South Africa on grocery shops, Chiliya, Herbst & Roberts-Lombard (2009) agreed in their study and argued that a complete "paradigm shift" in the grocery shop business sector is necessary. They attest that this will result in interventions which will improve the quality of strategic marketing decisions and consequently profitability of the grocery shops.

Chiliya et al (2009) wrote that retailing can be a complicated business, made even more difficult by financial problems and multiple competitions. They emphasised that for business owners to cope successfully with these challenges requires a certain level of personal and family commitment and skill, as well as an aptitude for such a trade. Appropriate training and advice could, arguably, enhance this aptitude.

The general business problem is that most small businesses fail within the first 5 years. The specific business problem is that some small business owners have limited information on factors, especially market-based strategies, which might contribute to business sustainability for longer than 5 years (Buowari, 2015).

The survival of new businesses is crucial to the Nigerian economy and her people. Successful small businesses create a positive chain effect by helping employees, families, communities, and the government. (Buowari, 2015).

Kale, (2015) gave the following statistics: number of the MSMEs in Nigeria in 2010 as 17, 284, 671. Micro enterprises constituted 17, 261, 753 or 99.87%, small enterprises accounted for 21, 264 or 0.12% and medium scale enterprises were 1, 654 in number or 0.01%. Yet, little attention is given to micro-enterprises and research seldom done on them.

1.2 STATEMENT OF THE PROBLEM

Entrepreneurs that engage in micro and small businesses mostly do so to sustain a living and seldom for the sustainability of the enterprise. Most of these enterprises are family businesses and hardly have any variable cost. They hardly undertake any form of marketing and so profitability is low. Where they embark on marketing engaging family members, friends and associates, it is not intensive. Hence, that aspect of their activity can better be described as selling not marketing. There is a need to research to define whether an extra effort on the

application of marketing strategy (market-based) can increase profit, thereby encouraging the sustainability of such enterprises.

As can be seen in the literature review, most research works are on small and medium enterprises – focus rarely turns to micro-enterprises. Micro enterprises surely form the base of the pyramid for businesses in Nigeria. Micro enterprises constituted 17, 261, 753 or 99.87% (Kale, 2015). If researchers can focus more on micro and small enterprises, Nigeria will eradicate the problem of unemployment because all school graduates and the uneducated can then be gainfully engaged. The study, therefore, aims at measuring the effect of marketing on the profitability of micro and small enterprises – conducted at Mararaba building materials market, Karu LGA, Nasarawa state.

1.3 AIM AND OBJECTIVES OF THE STUDY

The aim is to ascertain the effect of the application of marketing strategies (market-based) in micro and small enterprises (family businesses) on profitability. Specifically, the objectives are: to establish whether an increase in marketing effort will yield a corresponding increase in profit margin for an enterprise; to establish whether consistency in marketing will enable the sustainability of an enterprise; to evaluate whether more profit will guarantee enterprise sustainability; to establish whether the combination of marketing and profit will improve an enterprise, and to establish what can be done to prevent failure of micro and small enterprises.

1.4 THEORETICAL / CONCEPTUAL FRAMEWORK

The selling and marketing concepts form the basis of this research. The selling and marketing concepts were adopted because they help explain what Best, (2005) puts forth when considering marketing strategy and profitable growth: strategy to grow market demand; strategy to increase market share; strategy to increase revenue per customer; strategy to lower variable cost; and strategy to increase market efficiency.

The selling concept stems from the idea that consumers will not buy enough of the firm's products unless it undertakes a large-scale selling and promotion effort (Kotler and Armstrong, 2013). Whereas the marketing concept is a philosophy that holds that achieving organisational goals depends on knowing the needs and wants of target markets and delivering the desired satisfactions better than competitors do (Kotler and Armstrong, 2013).

The selling concept takes an inside-out view that focuses on existing products and heavy selling. The aim is to sell what the company makes rather than making what the customer wants (by growing market demand and increasing market share). Then the marketing concept takes an outside-in view that focuses on satisfying customer needs as a path to profits (increasing revenue per customer and increasing market efficiency) Kotler and Armstrong, 2013).

This research will be based on marketing strategy (market-based) by which the company/firm/enterprise hopes to create customer value and achieve profitable customer relationships (Kotler and Armstrong, 2013).

Basic marketing theory states that to maximise sales, a company must position its products or services in the marketplace in such a way that consumers believe they need a particular product or service or that a product or service they need has a particular benefit. That is also known as creating an image or brand. Finding a difference between your product and others is

often called finding your unique selling proposition or unique selling differential (Ashe-Edmunds, 2018).

Ashe-Edmunds, (2018) stated that choosing a price for your product or service depends on more than just knowing your costs and desired profit margin. The perceived-value theory of marketing states that if you price your product higher than your competitors', consumers may believe yours is superior. If you price your product below that of your competitors, you will attract customers who believe you and your competitors offer the same basic quality and shop exclusively on price.

Chiliya et al, (2009) stated that retailers in Mdantsane, regarded price as the most important aspect when applying the marketing strategy mix.

2.0 LITERATURE REVIEW

2.1 THEORETICAL REVIEW

2.1.1 Marketing Strategies and Profitable Growth

Best, (2005) gave the under listed to be considered when considering marketing strategy and profitable growth:

1. Strategy to grow market demand.
2. Strategy to increase market share.
3. Strategy to increase revenue per customer.
4. Strategy to lower variable cost.
5. Strategy to increase market efficiency.

Chiliya et al, (2009) also gave the following for assessing marketing strategies: customer care, product differentiation, pricing, research, advertising, quality, packaging and distribution. These can still be summarised under Best, (2005) five categorisation above.

1. Strategies to Grow Market Demand.

Bringing more customers into the market can do some good. A good portion of profitable growth can come from new customers thus marketing strategies to attract more customers and grow market demand offer one way to grow the net profits of a business (Best, 2005).

2. Strategies to Increase Market Share.

The most common marketing strategy to grow revenue and profits is market share penetration. For any served market, a strategy is developed to grow the business's share of its served market. A market penetration strategy is likely to cost money, margin, or both (Best, 2005).

3. Strategies to Increase Revenue per Customer.

A business may not find it feasible or profitable to grow market demand or market share in a matured market with a strong share position. However, existing customers can remain the business's strategic asset and an examination of customers needs might reveal new products and services to better serve those needs and grow revenues. To evaluate the overall profit impact of such a marketing strategy, a business would have to project what higher prices could be attained and what increases in the average cost per unit would be required. Also to be considered are potential additional marketing expenses, such as the additional advertising dollars that would be necessary to make existing customers aware of product or service improvements. It is important to examine all aspects of the strategy to ensure that a strategy to increase the price per unit leads to an increase in net marketing contribution (Best, 2005).

4. Strategies to Lower Variable Cost.

Another way to grow net profits is by lowering the variable cost per unit. For example, perhaps transportation costs and sales commissions could be lowered with a new distribution strategy for a given market or market segment. This strategy would lower variable expenses per unit and increase margin per unit, but the business has to be concerned about the level of customer satisfaction that will be delivered by this alternative distribution system. If customer satisfaction drops, so will customer retention, and in the long run, net profits will erode even though the business has achieved a lower variable cost and higher margins per unit. Thus, a successful marketing strategy must hold or increase customer satisfaction while growing net profits through increases in NMC (Best, 2005).

5. Strategies to Increase Market Efficiency.

Another way to improve the profitability of a marketing strategy is to lower fixed marketing expenses; that is, to be more efficient in the use of marketing expenses to achieve a particular performance objective. The more focused a business is concerning target customers, the fewer marketing dollars it has to expend to achieve the desired marketing objective (Best, 2005).

"In each case, the NMC of a proposed strategy must exceed the current NMC to grow the net profits of the business (Best, 2005, p. 47)."

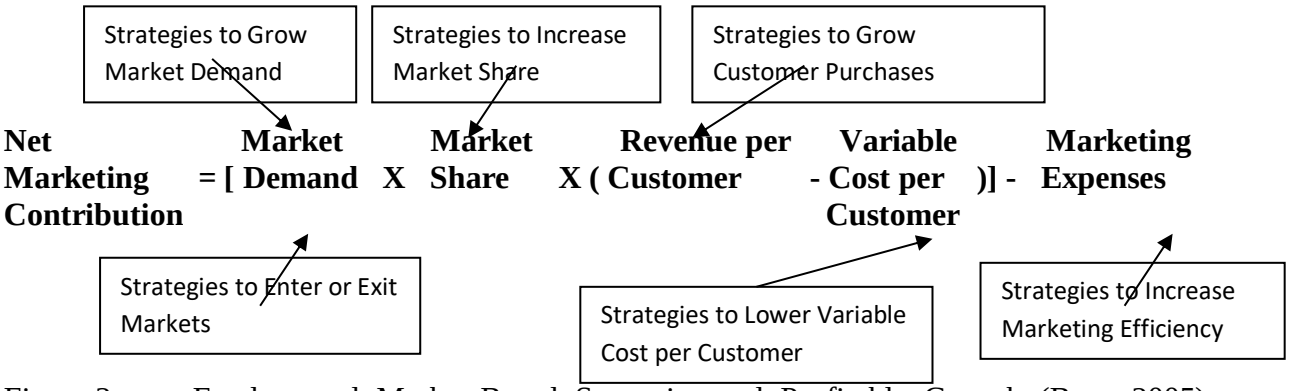

Figure 2 Fundamental Market-Based Strategies and Profitable Growth (Best, 2005), p. 48, Fig. 2.12.

2.2 MARKETING

According to Ashe-Edmunds, (2018) marketing is more of a science than a creative discipline of advertising, public relations and promotions. Marketing research helps you analyze your distribution channels, price points, branding strategies and media buying success. Using objective measurement tools to track the results of your marketing efforts will help your small business identify its best sales opportunities.

Website data – Go beyond page views to determine if your website marketing strategies work. You can get detailed information about your visitors using tools such as Webtrends, Google's Analytics or similar programs that often come free with hosting packages. Learn as much as you can about your visitors, such as whether they are male or female, old or young, one-time visitors or frequent guests. If you offer free downloads, see how many visitors download what

you offer. Check where visitors come from to see if your banner ads draw traffic or if visitors arrive based on entering specific keywords into search engines (Ashe-Edmunds, 2018).

Call data – If you take sales by phone, ask callers how they heard of you. This will let you know if a certain print or broadcast ad is driving sales calls; if people are finding your website and calling; or if another source generates a significant percentage of your business (Ashe-Edmunds, 2018).

Coupons – Coupons provide evidence of the performance of a marketing strategy, though they might not tell the whole story. If you receive a good response to a coupon campaign in a particular magazine or newspaper, you can take that as a signal that you made a good media buy. If a coupon offer does not work well, it might be a reflection of what you offered or the perceived value of the coupon. A restaurant, for example, should have its servers ask guests how they heard of the business. Maybe they read a publication in which you advertised and it enticed them to come to you, but they did not use the coupon because it was more trouble than the offer was worth. Using promotional codes for online offers lets you create "virtual coupons" (Ashe-Edmunds, 2018).

Time-sensitive offers – Use limited-date sales and promotions to pinpoint the effectiveness of marketing efforts. If you see a spike in sales or website visits during a specific promotion – then a sharp drop-off immediately after the promotion ends – you can assume that your promotion increased sales or traffic (Ashe-Edmunds, 2018).

Distribution channels – Where you sell your product can be just as important as how you promote it. Analyse where your sales are occurring to determine if you need to rethink your distribution. For example, if you are a retailer of golf clubs, you might put most of your stock in golf speciality stores and pro shops. An analysis of your sales might reveal that you are selling lower-priced clubs more quickly in big box stores, relative to the small amount of inventory you place in those venues (Ashe-Edmunds, 2018).

2.2.1 Evolution of the Market Orientation

According to Rudelius, (1986), many American manufacturers have experienced four distinct stages in the lives of their firms. The first stage is the production era; this covers the early years of the United States up until the 1920s. Goods were scarce and buyers were willing to accept virtually any goods that were available and make do with them. In the sales era from the 1920s to the 1960s, manufacturers found they could produce more goods than buyers could consume. Competition grew and firms hired more salespeople to find new buyers. This sales era continued into the 1960s for many American firms.

The study further stated that starting in the late 1950s, marketing became the motivating force among many American firms and the marketing concept era dawned. The **marketing concept** is the idea that an organisation should first strive to satisfy the needs of consumers then secondly also trying to achieve the organisation's goals. (Rudelius, 1986)

Rudelius, (1986) buttressed that firms such as General Electric, Marriott and Toyota have achieved great success by putting huge effort into implementing the marketing concept, giving their firms what has been called a market orientation. An organisation that has a **market orientation** focuses its efforts on first continuously collecting information about customers' needs and secondly sharing this information across departments then thirdly using it to create customer value.

He further stated that an important outgrowth of this focus on the customer is the recent attention placed on **customer relationship management (CRM),** the process of identifying prospective buyers, understanding them intimately and developing favourable long-term perceptions of the organisation and its offerings so that buyers will choose them in the market place. This process requires the involvement and commitment of managers and employees throughout the organisation and a growing application of information, communication and internet technology (Rudelius, 1986).

2.2.2 Marketing Process

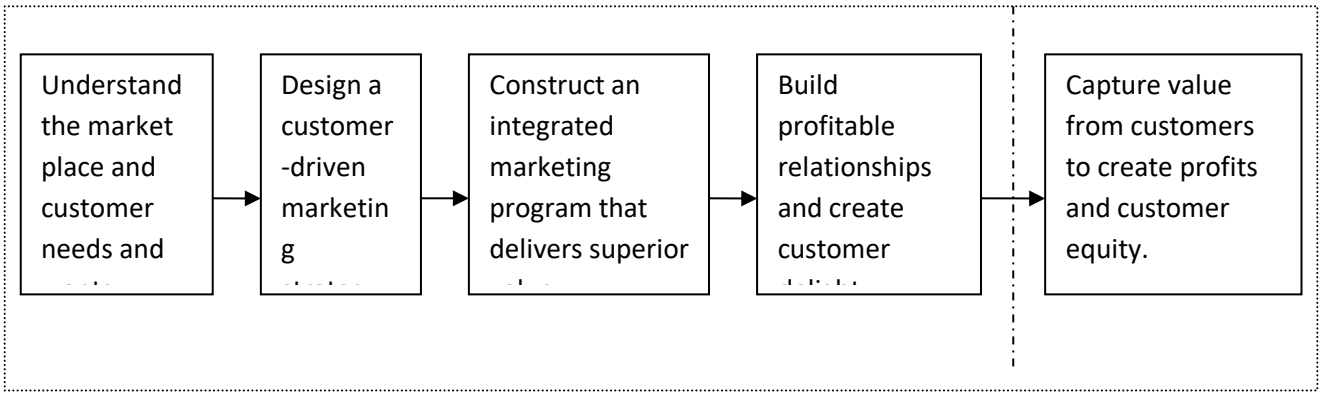

Figure 3 Marketing Process. A Simple Model of the Marketing Process (Kotler and Armstrong, 2013) p. 29, Fig. 1.1.

2.2.3 Marketing Strategy

This is the marketing logic by which the company hopes to create customer value and achieve profitable customer relationships. (Kotler and Armstrong, 2013)

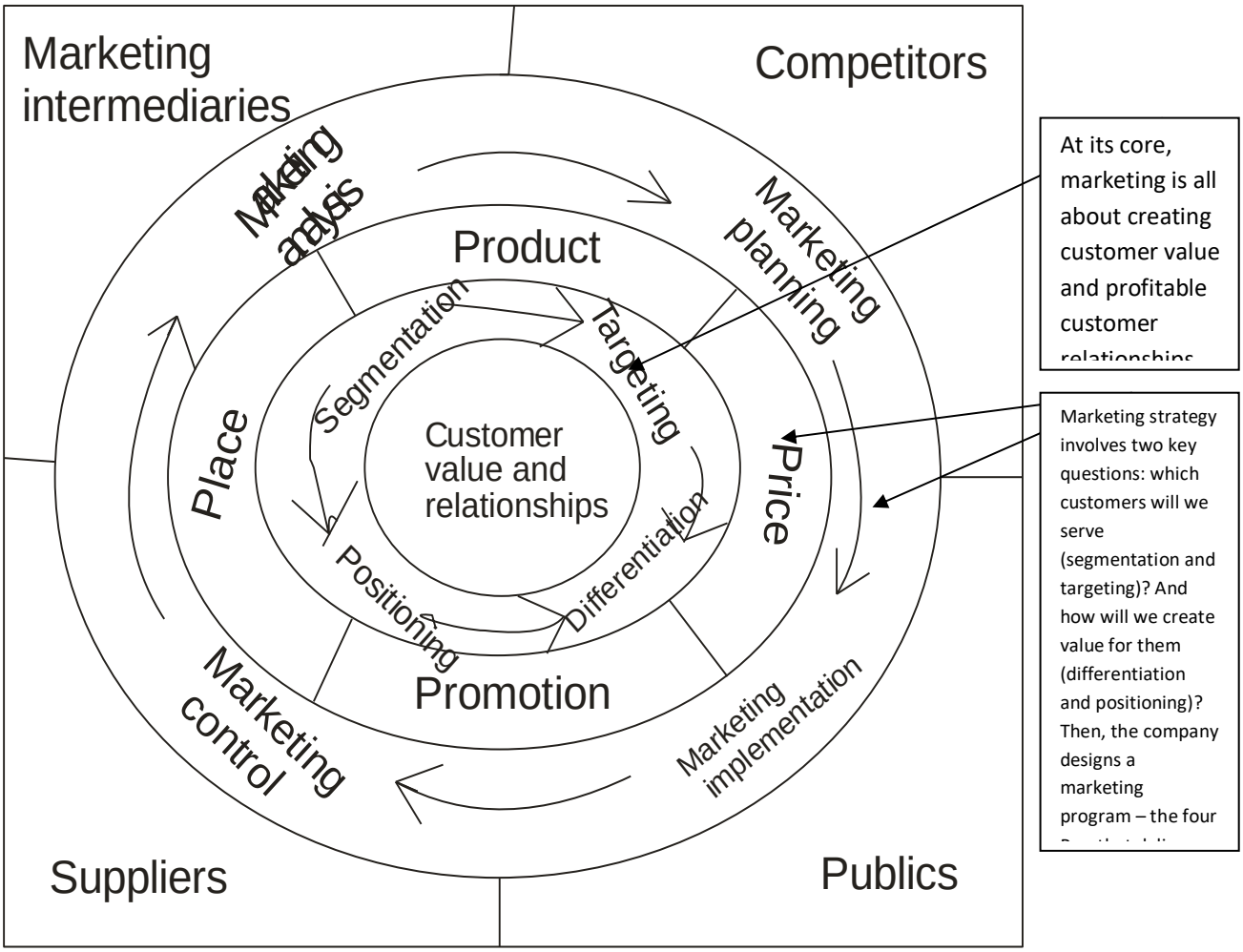

Marketing mix made up of factors under its control – product, price, place and promotion (the four p's).

Figure 4 Managing Marketing Strategies and the Marketing Mix (Kotler and Armstrong, 2013) p. 72, Fig. 2.4.

2.3 MARKETING PERFORMANCE AND MARKETING PROFITABILITY

Best, (2005) gave the following equations:

1. Net profits (before taxes) = Revenue – Expenses.
2. Net Profits (before taxes) = Sales Revenue – Cost of Goods Sold – Operating Expenses.
3. Net Profits (before taxes) = Sales Revenue – Cost of Goods Sold – Marketing and Sales Expenses – Other Operating Expenses.
4. Net Profits (before taxes) = (Net Marketing Contribution) – Other Operating Expenses.
5. Net Marketing Contribution = Gross Profit – Marketing and Sales Expenses.

6. Net Marketing Contribution = Market Demand X Market Share X {Price (per unit) – Variable Cost (per unit)} – Marketing and Sales Expenses.
7. Marketing Return on Sales = (Net Marketing Contribution / Sales Revenue) X 100%.
8. Marketing Return on Investment = (Net Marketing Contribution / Marketing and Sales Expenses) X 100%.

2.4 MICRO AND SMALL ENTERPRISES

Kale, (2015) gave the following as categorisation of MSMEs in Nigeria:

Table 1
Classification of SMEs in Nigeria (Kale, 2015) p. 8.

S/N	Size/Category	Employment	Assets – Excluding land and buildings (#million)
1.	Micro enterprises	Less than 10	Less than 5
2.	Small enterprises	10 – 49	5 to less than 50
3.	Medium enterprises	50 and 199	50 to less than 500

It is possible under these criteria that a conflict of classification may arise. In such cases, the employment-based classification will take precedence.
Micro enterprises constituted 17, 261, 753 or 99.87% of Nigerian MSMEs. (Kale, 2015)
The general business problem is that most small businesses fail within the first 5 years. The specific business problem is that some small business owners have limited information on factors that might contribute to business sustainability for longer than 5 years. (Buowari, 2015)
Small businesses play a crucial role in economic development and survival and are strong drivers of innovation which are an impetus to job creation and economic rejuvenation (Adegbuyi, Akinyele and Akinyele, 2015).

2.5 FAMILY BUSINESS

Family-owned and managed businesses in Cameroon have not been an exemption to the issues that plaque the existence of family enterprises around the world, given that they face a considerable number of challenges ranging from their initiation to management and consequently their lifespan. This situation has been observed with many family businesses in Cameroon. Given the importance of this sector and its contributions to the economy of Cameroon, the worry is the fact that most of these family businesses in Cameroon close down when their initiators die, leaving many people unemployed. This inevitably hurts the economic development of Cameroon (Cho, Okuboyejo and Dickson, 2017).

2.6 ENTERPRISE SUSTAINABILITY

The general business problem is that most small businesses fail within the first 5 years. The specific business problem is that some small business owners have limited information on

factors that might contribute to business sustainability for longer than 5 years (Buowari, 2015).

2.7 REGRESSION ANALYSIS

Developed in 1932 by Rensis Likert to measure attitudes, the typical Likert scale is a 5- or 7-point ordinal scale used by respondents to rate the degree to which they agree or disagree with a statement. In an ordinal scale, responses can “often,” and “sometimes” on a frequency response Likert scale, are not necessarily equal. In other words, one can not assume that the difference between responses is equidistant even though the numbers assigned to those responses are. This is in contrast to interval data, in which the difference between responses can be calculated and the numbers do refer to a measurable "something" (Gail and Anthony, 2013).

Table 2
Summary of Data Types and Scale Measures. www.mymarketresearchmethods.com/types-of-data-nominal-ordinal-interval-ratio

S/N	Provides	Nominal	Ordinal	Interval Ratio	
1.	The “order” of value is known	No	Yes	Yes	Yes
2.	“Counts” aka “Frequency Of Distribution”	Yes	Yes	Yes	Yes
3.	Mode	Yes	Yes	Yes	Yes
4.	Median	No	Yes	Yes	Yes
5.	Mean	No	No	Yes	Yes
6.	Can quantify the difference between each value	No	No	Yes	Yes
7.	Can add or subtract values	No	No	Yes	Yes
8.	Can multiply and divide values	No	No	No	Yes
9.	Has “true zero”	No	No	No	Yes

Regression analysis is a statistical tool for the investigation of relationships between variables. Usually, the investigator seeks to ascertain the causal effect of one variable upon another – for instance, the effect of a price increase upon the inflation rate. To explore such issues, the investigator assembles data on the underlying variables of interest and employs regression to estimate the quantitative effect of the causal variables upon the variable that they influence. The investigator also typically assesses the "statistical significance" of the estimated relationships, that is, the degree of confidence that the true relationship is close to the estimated relationship (Sykes, 2018).

3.0 METHODOLOGY

3.1 METHODS AND TECHNIQUES OF ANALYSING THE DATA

3.1.1 Method of Data Analysis

Data shall be analysed using Ordinal Logistic Regression.

The items identified by Best, (2005) for considering marketing strategy and profitable growth (strategy to grow market demand, strategy to increase market share, strategy to increase revenue per customer, strategy to lower variable cost, and strategy to increase market efficiency) shall be measured on 5-point Likert-scale ranging from 5 (strongly agree) to 1 (strongly disagree). While the demographics use dichotomous and categorical rating scales.

3.1.2 Methods of Interpreting and Reporting the Data

The Spearman rank correlation was first used to get the correlation coefficient between variables because the data is ordinal. T-statistics was thereafter obtained from the correlation results. Then test for significance was done for each of the variables. The results were then summarised along the lines of correlation and significance of the results. Relationship between marketing and profit was analysed. Research questions were thereafter answered and objectives ascertained. Implications for the academic community, economy (business owners) and government were deduced from the results.

4.0 RESULTS AND DISCUSSION

4.1 DATA ANALYSIS

4.1.1 The Analysis

The descriptive statistics

The descriptive statistics gives us a picture of the type of people we are dealing with. It gives us an idea of the market and the type of entrepreneurs that exist there-in.

Below table gives us an insight:

Table 3

Demographic Details of Sample of Traders at Mararaba Building Materials Market

S/N	TITLE	DETAILS	NUMBER	PERCENTAGE %
1.	Sex	Male	179	89.50
		Female	21	10.50
2.	Ethnicity	North-East	4	2.00
		North-West	0	0.00
		North-Central	14	7.00
		South-South	6	3.00
		South-West	7	3.50
		South-East	169	84.50
3.	Academic background	Primary	0	0.00
		Secondary	136	68.00
		Graduate	64	32.00
		Post-graduate	0	0.00
4.	Age	18 – 21	0	0.00
		22 – 35	67	33.50
		36 – 40	84	42.00

		41 – 50	33	16.50
		51 and above	16	8.00
5.	Position	Owner/Chairman	134	67.00
		MD	22	11.00
		Manager	24	12.00
		Supervisor	6	3.00
		Sales	14	7.00
6.	Experience	0 – 5	22	11.00
		6 – 10	79	39.50
		11 – 15	51	25.50
		16 – 20	15	7.50
		21 and above	33	16.50
7.	Number of employees	Below 10	178	89.00
		Between 10 and 49	22	11.00
		50 and 199	0	0.00
8.	Age of Business	0 – 3	10	5.00
		4 – 6	59	29.50
		7 – 9	63	31.50
		10 – 12	28	14.00
		13 and above	40	20.00

Table 4
Survey Result from Mararaba Building Materials Market: Response to the Independent Variables.
Figure against Percentage.

S/N	Notation	Details	(i) Strongly disagree	%	(ii) Disagree	%	(iii) We do nothing	%	(iv) Agree	%	(v) Strongly agree	%
1.	1A	We engage in product enhancement	23	11.50	32	16.00	45	22.50	82	41.00	18	9.00
2.	1B	We engage in advertising, online marketing (promotion) etc	14	7.00	55	27.50	34	17.00	93	46.50	4	2.00
3.	1C	We allow our customers to have a feel of what we are	0	0.00	14	7.00	0	0.00	176	88.00	10	5.00

		offering before purchase										
4.	1D	We use price reduction to grow market demand	0	0.00	0	0.00	3	1.50	126	63.00	71	35.50
5.	2A	We put innovation into what we offer	11	5.50	7	3.50	13	6.50	151	75.50	18	9.00
6.	2B	We strengthen our relationship with customers	0	0.00	0	0.00	0	0.00	64	32.00	136	68.00
7.	2C	We pay attention to the kind of staff we employ	0	0.00	3	1.50	0	0.00	139	69.50	58	29.00
8.	2D	We try to acquire competitors	12	6.00	30	15.00	51	25.50	67	33.50	40	20.00
9.	3A	We charge more on per item basis	7	3.50	65	32.50	35	17.50	89	44.50	4	2.00
10.	3B	We increase average transaction size per customer	4	2.00	20	10.00	10	5.00	138	69.00	28	14.00
11.	3C	We increase the frequency of purchase per customer	4	2.00	8	4.00	7	3.50	161	80.50	20	10.00
12.	3D	We increase the number of customers	7	3.50	13	6.50	34	17.00	142	71.00	4	2.00
13.	4A	We seek for ways to get cheaper goods	4	2.00	3	1.5	0	0.00	92	46.00	101	50.50
14.	4B	We stop selling/producing goods with the least profit	4	2.00	22	11.00	4	2.00	76	38.00	94	47.00
15	4C	We reduce the number of staff	7	3.50	23	11.50	43	21.50	108	54.00	19	9.50
16.	4D	We keep an eye constantly on costs	0	0.00	4	2.00	0	0.00	68	34.00	128	64.00
17.	5A	We make use of any available information at our disposal	0	0.00	4	2.00	0	0.00	153	76.50	43	21.50
18.	5B	We are always Optimistic	8	4.00	0	0.00	3	1.50	141	70.50	48	24.00

19.	5C	We create a very good perception about ourselves	0	0.00	4	2.00	0	0.00	152	76.00	44	22.00
20.	5D	We are Conscious about Our decisions daily	0	0.00	0	0.00	4	2.00	87	43.50	109	54.50

Table 5
Survey Result from Mararaba Building Materials Market: Responses to the Dependent Variable.
Figure against Percentage.

S/N	Details	(i) Increases	%	(ii) Remain same	%	(iii) Decreases	%
1.	Profit	186	93.00	14	7.00	0	0.00

<u>The inferential statistics</u>

Table 6
Median Figures for the Independent Variables

Notation	Details	(i) Strongly disagree	(ii) Disagree	(iii) We do nothing	(iv) Agree	(v) Strongly agree
1A	We engage in product enhancement	23	32	45	82	18
1B	We engage in advertising, online marketing (promotion) etc	14	55	34	93	4
1C	We allow our customers to have a feel of what we are offering before purchase	0	14	0	176	10
1D	We use price reduction to grow market demand	0	0	3	126	71
	Median	**7**	**23**	**18.5**	**109.5**	**14**
2A	We put innovation into what we offer	11	7	13	151	18
2B	We strengthen our relationship with customers	0	0	0	64	136

2C	We pay attention to kind of staff we employ	0	3	0	139	58
2D	We try to acquire Competitors	12	30	51	67	40
	Median	**5.5**	**5**	**6.5**	**103**	**49**
3A	We charge more on per item basis	7	65	35	89	4
3B	We increase average transaction size per customer	4	20	10	138	28
3C	We increase the frequency of purchase per customer	4	8	7	161	20
3D	We increase the number of customers	7	13	34	142	4
	Median	**5.5**	**16.5**	**22**	**140**	**12**
4A	We seek for ways to get cheaper goods	4	3	0	92	101
4B	We stop selling/ producing goods with the least profit	4	22	4	76	94
4C	We reduce the number of staff	7	23	43	108	19
4D	We keep an eye constantly on costs	0	4	0	68	128
	Median	**4**	**13**	**2**	**84**	**97.5**
5A	We make use of any available information at our disposal	0	4	0	153	43
5B	We are always optimistic	8	0	3	141	48
5C	We create a very good perception about ourselves	0	4	0	152	44
5D	We are conscious about our decisions daily	0	0	4	87	109
	Median	**0**	**2**	**1.5**	**146.5**	**46**

Table 7
Spearman Rank Correlation (Spearman's rho) - r_s

Spearman correlation matrix	PROFIT	STGMD	STIMS	STIRPC	STLVC	STIME

PROFIT	1.00	0.00	0.80	0.90	0.20	0.70
STGMD	0.00	1.00	0.80	0.90	0.20	0.70
STIMS	0.80	0.80	1.00	0.50	0.50	0.70
STIRPC	0.90	0.90	0.50	1.00	0.00	0.60
STLVC	0.20	0.20	0.50	0.00	1.00	0.80
STIME	0.70	0.70	0.70	0.60	0.80	1.00

STGMD	=	Strategy to grow market demand.
STIMS	=	Strategy to increase market share.
STIRPC	=	Strategy to increase revenue per customer.
STLVC	=	Strategy to lower variable cost.
STIME	=	Strategy to increase market efficiency.

Table 8
T-Statistics (t) for the Spearman Correlation

The t-statistics (one-tailed test)	PROFIT	STGMD	STIMS	STIRPC	STLVC	STIME
PROFIT	-	0.0000	2.3094	3.5762	0.3536	1.6977
STGMD	0.0000	-	2.3094	3.5762	0.3536	1.6977
STIMS	2.3094	2.3094	-	1.0000	1.0000	1.6977
STIRPC	3.5762	3.5762	1.0000	-	0.0000	1.2990
STLVC	0.3536	0.3536	1.0000	0.0000	-	2.3094
STIME	1.6977	1.6977	1.6977	1.2990	2.3094	-

Table 9
The Significance (p) of the One-Tailed Test for the Spearman Correlation

The significance (one-tailed test)	PROFIT	STGMD	STIMS	STIRPC	STLVC	STIME
PROFIT	-	0.000	0.052	0.018	0.000	0.094
STGMD	0.000	-	0.052	0.018	0.000	0.094
STIMS	0.052	0.052	-	0.000	0.000	0.094
STIRPC	0.018	0.018	0.000	-	0.000	0.142
STLVC	0.000	0.000	0.000	0.000	-	0.052
STIME	0.094	0.094	0.094	0.142	0.052	-

Refer to appendix 3. Degree of freedom (df) = N-2 = 5 – 2 = 3.

Table 10

Regression Coefficients for All the Independent Variables

S/N	Item	B	T-statistics	Significance
1.	CONSTANT	(25.7694)		
2.	STGMD	1.9119	2.0322	0.068
3.	STIMS	1.6888	2.1494	0.061
4.	STIRPC	1.4406	2.4062	0.048
5.	STLVC	0.8761	3.1477	0.025
6.	STIME	1.2219	3.0142	0.029

4.2.2 Presentation and Discussion of Findings

From the demographics (table 3)

The market is male-dominated with 89.5%, this is so because the construction industry is a male dominant one in Nigeria. Female spouses sometimes just render support to their husbands. As is the case in Nigeria, trade is dominantly being done by the South East indigenes; this is reflected in the result with 84.5%. Because of the "Igba-Odibo" (Igbo traditional business school) being practised by the people of South East, it is not surprising that secondary school leavers accounted for 68% while graduates accounted for 32%. It is also interesting to note that all traders have advanced beyond primary school – this is good news for Nigeria. The educational level of traders implies that they will understand the importance of applying some key principles like marketing; it also means that when they are to be coached on some aspects of the trade they will comprehend easily. This has also made the research a bit easier because traders can form their opinion and apply on the questionnaire without much interference. Majority of the traders fall within the age group of 22 – 40, this means micro and small enterprises form a veritable base for youth employment in Nigeria. Only about 25% are above 41 years of age. Majority of the respondents are owners in their own right which means they undertake the business in a full-time capacity with experiences ranging from 6 – 15 years (period of "Igba-Odibo" inclusive).

By the categorization of the Nigerian Bureau of Statistics about 89% of enterprises at the market are micro while 11% accounted for small enterprises. None belong to the medium enterprise-class. The enterprises have existed for quite some time, first 7 – 9 years then 4 – 6 years, in the ranking. Beginners in the market are very rare, about 5%.

From inferential statistics

Table 4 and 5 gives the percentage of the level of application of marketing strategies by the traders. Table 6 gives the median (computed) for such responses. Table 7 gives the Spearman rank correlation (r_s) of the independent and dependent variables. From the correlation table, there's no correlation between STGMD and profit, a weak correlation between STLVC and profit, a strong correlation between STIME and profit, and very strong relationship between STIMS/STIRPC and profit. STIMS and STIRPC can best predict profit.

The positive values signify near-perfect positive correlation between ranks and there's no tied rank.

T-statistics (t) was given in table 8 while Table 9 gives the significance of the variables. Although the correlation between STIME and profit is strong and the relationship between STIMS and profit is very strong, the significance for the two is poor. Therefore, the significance of STIME/STIMS to predict profit is low. However, the significance for STGMD, STLVC and STIRPC to predict profit is high.

Regression values for the independent variables and the constants are given in table 10. Again STIMS shows no much significance. And also this time around STGMD shows no much significance too. Regression significance for STIME, STLVC and STIRPC is high. The highest positive relationship is 1.9119 (STGMD) and the lowest is 0.8761 (STLVC).

Given that the relationship among variables is:

$$Y = A + B_1X_1 + B_2X_2 + B_3X_3 + B_4X_4 + B_5X_5 + E.$$

Y = Predicted value of profit.
A = The intercept, the value of Y when all Xs are zero.
B_1 = Regression coefficient for STGMD.
X_1 = STGMD.
B_2 = Regression coefficient for STIMS.
X_2 = STIMS.
B_3 = Regression coefficient for STIRPC.
X_3 = STIRPC.
B_4 = Regression coefficient for STLVC.
X_4 = STLVC.
B_5 = Regression coefficient for STIME.
X_5 = STIME.
E = Error. (≈ 0)

The equation can thus be re-written as:

$$\text{Profit} = -25.7694 + 1.9119X_1 + 1.6888X_2 + 1.4406X_3 + 0.8761X_4 + 1.2219X_5$$

5.0 SUMMARY OF FINDINGS, CONCLUSION, AND RECOMMENDATIONS

5.1 SUMMARY OF FINDINGS

1. From the regression equation, when none of the marketing strategies is applied, profit will be negative. It then means that micro and small enterprises must put sincere effort into marketing if sustainability of the business is anything to hold on to, for them.
2. Strategy to grow market demand is not necessarily needed to predict profit. Strategy to lower variable cost can only slightly predict profit. Strategy to increase market share, strategy to increase market efficiency and strategy to increase revenue per customer is the real combination that can predict profit – each of the three is important in predicting profit.
3. Degree of confidence for STGMD, STLVC and STIRPC are very high but not same for STIME and STIMS – for the latter the degree of confidence is low.

4. Lack of marketing or application of marketing strategies will cause profit to decline. As such, every additional unit of marketing effort adds to the profit of an enterprise. Marketing is directly proportional to profit.
5. Consistency in marketing will mean consistent profit thereby enabling the sustainability of the enterprise. More profit if deployed correctly can grow an enterprise thereby keeping it afloat.
6. Any entrepreneur who focuses on marketing and profit will add value to his/her enterprise. To prevent the death of micro and small enterprises, entrepreneurs must engage in consistent marketing, hatching enough profit thereby encouraging sustenance over a long period.
7. The equation, Profit = $- 25.7694 + 1.9119X_1 + 1.6888X_2 + 1.4406X_3 + 0.8761X_4 + 1.2219X_5$ holds true for marketing and profit.

5.2 CONCLUSION

Micro and small enterprises/entrepreneurs should imbibe and inculcate amongst themselves and their staff the culture of marketing. Marketing is the driver of profit in today's world, especially for micro and small enterprises – leaving sales to market minimum alone is detrimental to every business. Entrepreneurs that depend only on 'market minimum' will face a tough time immediately or in time to come. Businesses are encouraged to take marketing very seriously and either employ marketers or partner with marketing firms for an improved result.

5.3 RECOMMENDATIONS

The following are hereby recommended for immediate action:

1. The academic community should have more interest in researching micro-enterprises. Doing so will ensure that enough work is done to propel the sector to a point that the failure of micro-enterprises will be eradicated and youths gainfully employed.
2. Government and the traders themselves can arrange for training and coaching in marketing and marketing skills. The apathy for marketing must be discouraged; beginners and fresher in business must-see marketing as an accompanying prerequisite for kick-starting any business.
3. The media should subsidise advertising fees to enable all and sundry advertise their brand, products and services.
4. Advertising Practitioners Council of Nigeria (APCON) should create a platform for traders at the base of the pyramid (micro-enterprises) to access advertisement.
5. Every business should have a marketer or partner with a marketing firm.

REFERENCES

Adegbuyi, O. A., Akinyele, F.A., & Akinyele, S.T. (2015). Effect of social media marketing on small scale business performance in Ota-metropolis, Nigeria. *International Journal of Social Sciences and Management*, 2. DOI: 10.3126/ijssm.v2i3.12721.

Ahmad, A. M. K., Al-Qarni, A. A., Alsharqi, O. Z., Qalai, D. A., & Kadi, N. (2013). The impact of marketing mix strategy on hospitals performance measured by patient satisfaction:

An empirical investigation on Jeddah private sector hospital senior managers perspective. *International Journal of Marketing Studies* (5, 6). http://dx.doi.org/10.5539/ijms.v5n6p210.

Ashe-Edmunds, S. (2018, April 20). Examples of marketing theory. www.smallbusiness.chron.com/examples-marketing-theory-21058.html.

Ashe-Edmunds, S. (2018, April 20). Marketing measurement tools. http://smallbusiness.chron.com/marketing-measurement-tools-39448.html.

Best, R. J. (2005). *Market-based management: Strategies for growing customer value and profitability* (4th ed.). New Jersey, USA: Pearson Prentice Hall.

Buowari, P. E. (2015). *Factors required for small business sustainability in Nigeria.* Walden: Walden University. http://scholarworks.waldenu.edu/dissertations.

Chiliya, N., Herbst, G., & Robert-Lombard, M. (2009). The impact of marketing strategies on the profitability of small grocery shops in South African townships. *African Journal of Business Management, 3*(3), 070 – 079. http://www.academicjournals.org/AJBM.

Cho, N. M., Okuboyejo, S., & Dickson, N. (2017). Factors affecting the sustainability of family businesses in Cameroon: An empirical study in NorthWest and SouthWest regions of Cameroon. *Journal of Entrepreneurship: Research and Practice, 2017.* http://ibimapublishing.com/articles/JERP/2017/658737/ DOI: 10.5171/2017.658737.

Gail, M. S. & Anthony, R. A. (2013). Analyzing and interpreting data from Likert-type scales. *Journal of Graduate Medical Education, 5*(4). https://doi.org/10.4300/JGME- 5-4-18.

Iheake, E. (1986). *Marketing profitability analysis (A case study of companies/firms in Jos, Nigeria).* Unpublished manuscript.

Jenkins, W. Y. (2015). *Marketing strategies for profitability in small independent restaurants.* Walden: Walden University. http://scholarworks.waldenu.edu/dissertations.

Kale, Y. (2015). Micro, small and medium enterprises national survey 2013. http://nigerianstat.gov.ng.

Kokemuller, N. (2018). Ways to increase product demand. http://smallbusiness.chron.com/ways-increase-product-demand-60210.html.

Kotler, P., & Armstrong, G. (2013). Principles of Marketing (14th ed.). Harlow, England: Pearson Education Limited.

Obunike, C. L. (2016). Induction strategy of Igbo entrepreneurs and micro-business success: A study of household equipment line, main market Onitsha, Nigeria. DOI: 10.1515/auseb-2016-0003.

Rudelius, K. H. (1986). Marketing (10th ed.). NY, US: McGraw-Hill Companies Inc.

Ryan, T. P. (2013). Sample size determination and power. New Jersey, Canada: John Wiley and Sons.

Sykes, A. O. (2018). An introduction to regression analysis. www.pdfs.semanticscholar.org.

Tarnongu, D. U. (1987). *Marketing planning and strategic analysis for small firms (A case study of selected small business operations in Jos and Makurdi).* Unpublished manuscript.

THE ROLE OF CROSS-TRAINING IN REDUCING THE LEVEL OF LABOR TURN OVER APPLIED STUDY ON SOME HOTELS IN TRIPOLI - LIBYA

Atiya Thabet Abuharris
The Libyan Academy, Tripoli - Libya

Abstract
Cross-Training is an effective training technology which results in employee motivation and problem-solving. A good cross-training plan can encourage employees to learn more about all sides of the business and is able to jump in to help anytime, anywhere when other departments need to be supported. The tourism industry is a labor-intensive service industry dependent for survival and competitive advantage on the availability of good quality personnel to deliver, operate and manage the tourist product. Cross-training is presented as a learning opportunity whose main purpose is to build employee motivation, reduce turnover and increase productivity for industries. The interaction between tourist and tourism industry personnel is an integral part of the total tourist experience. Generally speaking, hospitality industry has one of the highest levels of skill shortages and Libya is no exception.
This paper focuses on skills relating to cross training in hotels industry. The paper considers the key arguments from Libya's perspective in the context of hotels industry regarding cross training and its effect on labor turnover .Three hotels have been selected for the study by distributing and collecting questionnaire on 91 employees. The Statistical Package for the Social Sciences (SPSS) was used to analyze the data. Both hypothesis of the study were tested. The first one indicated that there is a negative relationship between the level of per capita income and labor turnover and the other one tested if cross training has an effect on labor turnover rates.

The effect of employee's income on labor turnover has been tested, in order to find out if employees' income is the only factor effects labor turnover, or cross training is another factor which has its effect on labor turnover too. Labor turnover average in selected hotels illustrated. Justifications of labor turnover will be tested and solutions for reducing labor turn over will be presented.

Keywords: cross-training, labor turnover, hotels, employees' income, Libya

Introduction

Libya has an extensive and varied range of tourism resources that are spread widely throughout the country. These include attractive natural features and many different landscapes of the vast Libyan desert, human achievements in the form of buildings, town, art history as well as modern man-made attractions etc. These unique attractions need the provision of additional facilities to improve the presentation and interpretation at the major

sites as well as leisure facilities to improve visitor comfort (WTO, 1998) . All hotels, beach resorts and restaurants should be staffed with skilled managers and technical services personnel to be more familiar with customers' needs and wants, help them to handle their enquiries and complaints as well as to meet an international standard of skills that cross training brings (Abuharris, 2005).

Training is planned effort to provide employees with specific skills to perform their present jobs. Effective training can increase business income, make employees confident to perform their professional skills successfully and take their responsibilities efficiently for industries. Poor, inappropriate, or inadequate training can be a source of frustration for everyone involved. Cross training is a method of training in which employees are assigned to different jobs to expand their skills base and to learn more various parts of the organization (Hsin et al, 2005).

Simply speaking, cross training involves moving trainees from one job to another. For example, housekeeping can cross-train in front office and vice-versa; front office in marketing, sales, public relations, food & beverage, banquets, security; marketing & Sales in front office, food & beverage, purchasing; food & beverage service in the culinary department and vice versa. Moving human resources in different departments and vice versa. It can benefit workers since cross training is the chance for entry-level workers to learn a new skill and see how work is performed in many different jobs. In addition, it could be potential to lead to a promotion.

Employees are considered an important input for the production and delivery of services. Understanding what motivates employees would play an important role in gaining competitive advantage. This is also a well known fact that motivation is an essential element in attaining quality (Juran, 1992: 4).

Turnover- A serious labor problem

Turnover can be defined as each time a position is vacated, either voluntarily or involuntarily, a new employee must to be hired and trained. The replacement cycle is known as Turnover" (Woods, 2002).

If employees are not satisfied, they will not perform to expected norms. Workplace dissatisfaction and poor performance usually lead to high employee turnover in the hotel industry (Lam et al, 2001). Balta (2006) reported that in order to reduce labor turnover and retain productive employees, management has to improve working conditions and keep the employees properly motivated. Cross training is considered as motivated element may help to reduce labor turnover and increase employees loyalty.

Turnover is a big labor problem that hospitality managers must cope with. According to the National Restaurant Association, median turnover for the restaurant industry is between 90 percent and 130 percent annually, depending on the type of restaurant. One hotel operator

reports that most departing employees are room attendants, food service ,and bus help, and nearly half of them leaving during the first two weeks of employment. One result of this high turnover rate is that many hotel and restaurant employees are not well trained or experienced enough to provide the quality of service customers expect (Angelo &Vladimir, 1998).

Also, the 1997 American Hotel and Lodging Function survey on turnover, the largest study of this kind over conducted, found that employee turnover in the lodging industry was about 50.4 percent annually overall. Turnover varies by region, by segment, and by company, but the lodging industry turnover rate is about five times the average of all industries in the United States (Woods, 2002).

Typically speaking, it takes about a year for a new manager to become fully productive. Table 1. shows the number of labor turnover in the hotels which entered the study. Due to the circumstances the country has been through during the new revolution hotels opening hours were not stable, in addition to low rooms rate, the researcher decided to collect the information listed in (table no. 1) during the years 2009 , 2010.

Table no. 1 labor turnover average in the hotels entered the study

Hotel Name	Job title	Number of employees	Labor turnover (2009)	Labor turnover (2010)
Alwadan(Foreign)				
	Front office	14	3	7
	Cook	28	4	6
	Water	36	8	10
	Kitchen Cleaner	16	3	4
	Roommate	42	14	12
	Maintenances	14	0	0
	Security	24	4	0
	Porter	5	2	3
	Accountant	8	1	0
	Manager	5	4	5
Babalbahar(Public)				
	\Front office	15	0	1
	Cook	25	8	2
	Water	63	21	7
	Kitchen cleaner	21	3	3
	Roommate	41	7	3
	Maintenances	30	2	0
	Security	34	4	0
	Porter	6	0	0
	Accountant	18	0	0
	Manager	6	1	0
Alfsoal alarbia(Private)				
	Front office	5	3	3
	Cook	2	1	1
	Water	2	0	0

	Kitchen cleaners	2	1	1
	Roommate	5	5	5
	Maintenances	1	0	0
	Security	3	3	3
	Porter	1	0	0
	Accountant	1	0	0
	Manager	1	0	0

Source: field study using face to face interview

The Importance of Cross Training

There is no doubt that trained employees have higher productivity than new employees do. For example, trained employees could serve more tables and sell more items than do trainees. Studies found that it takes about three months for a new employee to reach the level of productivity of a trained employee (Angelo & Vladimir, 1998). According to Hinkin (1995), approximately 68 percentage of money is spent on the salaries of training personnel. A research conducted by the American Society for Training and Development showed that employer-provided training is on the rise in terms of the amount of money invested and the percentage of employees being trained. Today, 37 percentage of hospitality companies' list training is as a line item in budget (Woods, 2002)

The principles of effective training dictate that training needs to be tailored to suit individual needs. If these principles are followed and understood the following benefits can be obtained which may result in reducing labor turnover (Hsin et al, 2005): minimize learning costs, Improve individual, team and corporate performance in terms of output, quality,speed and overall productivity. Improve operational flexibility by extending the range of skills possessed by employees (multi skilling). Attract high quality employees by offering them learning and development opportunities increasing their levels of competence and enhancing their skills thus enabling them to obtain more job satisfaction to gain higher rewards and to progress within the organization. Increase the commitment of employees by encouraging them to identify with the mission& objectives of the organization. Help to manage change by increasing understanding of the reasons for change and providing people with the knowledge and skills they need to adjust to new situations. •Help develop a positive culture in the organization, one for example that is orientated towards performance improvement. Provide higher levels of service to customers (Hsin et al, 2005).

The effect of management training at the top filters can be downward throughout the entire organization where well trained staffs build stronger teams of employees, in turn leading to better financial results.

Types of Cross-Training

Cross training can be used in almost any position in almost any industry. For instance, He cross trained some of his design engineers to go on field installation trips and get first hand knowledge of how their designs worked, or didn't work, in the field. He emphasized, "Cross training is good for managers, because it provides more flexibility in managing the work force to get the job done. However, done right, cross training is good for the employees too. It lets them learn new skills, makes them more valuable, and can combat worker boredom." Cross training brings an effective and efficient effect for the entire organization where well-trained staff builds up stronger teams of employees, in turn leading to better financial results.

Cross training is divided into three types on the basis of the depth of information provided. The three types of cross training are positional clarification, positional modeling, and positional rotation.

Positional Clarification

Positional clarification is a form of awareness training aimed at providing employees with general acknowledge of each worker's general position and associated responsibilities. The end result is knowledge about the overall department's structure or architecture and knowledge about the general responsibilities of each worker's respective role and the general requirements of the department. Training methods for positional clarification include discuss, lecture, and demonstration (Cannon et al, 1998).

Positional Modeling

Positional Modeling is a training procedure in which the duties of each employee are discussed and observed. The emphasis is on direct observations, so positional modeling provides details beyond what is learned in positional clarification. Positional modeling provides detail information involving the general dynamics of the department, knowledge about each worker's duties, and an understanding of how those duties relate to and affect those of the other employees. This method, behavior observation has been used successfully to teach concrete behavior such as how to operate equipment, assemble a machine, and perform a surgical procedure (Cannon bowers, 1998).

Positional Rotation

Positional rotation provides employees with a working knowledge of each worker's specific tasks and how those tasks interact through direct, hand-on practice. The method is similar to job rotation in that workers gain first-hand knowledge and experience in the specific tasks of other departments. The goal is for employees to gain improved understanding of the interaction between departments and to develop different perspectives of tasks. Ideally, employees can be trained in those tasks that demand cooperation and high interdependencies among departments (Cannon et al, 1998).

Varies Cross Training involves in Varies industries. Position rotation involves moving trainees from one job to another. This training method is widely used in training hospitality managers. (Woods, 2002) Many of whom spend a certain number of weeks in each job before assuming their managerial duties. An advantage of position rotation is that trainees can see how work is performed in many different jobs. Trainees also get to know the employees in each position involved in their position.

Methodology

Participants for this study were employees of three different hotels: Bab albahair Hotel (five stars/ public) Four season Hotel (four stars/ private) , Alwadan Hotel (five stars/ foreign investment). Those hotels have been identified as well known in Tripoli. A self-administered questionnaire was constructed to obtain the required data. The preparation of the questionnaire began with a review of literature. The relevant literature, survey instruments used by past studies, and information derived from the particular hotel‘s human resources manager and the academia provided the basis for developing the questionnaire. The insight drawn from the analysis of the pilot study that took place in the first phase of the research was also taken into account. The questionnaire divided into two parts, The first part of the questionnaire contained questions relating to socio-demographic data about the participants. The second part was designed to gather information about the role of cross training in reducing labor turnover at the above mentioned hotels. Ten factors were listed in the questionnaire to find out about the employees point of view regarding cross training and its effect on labor turnover. An ordinal scale of 1 = No 2 = Not Sure, and 3= Yes was used in this part of the questionnaire.

Procedure

Before commencing the application of the questionnaires, contact was made with senior personal of the hotels and permission granted for the researcher to visit the hotel and distribute the questionnaires. First, a pilot test was undertaken to ensure that the wordings of the questionnaire were clear. The main study was conducted during two weeks in May, 2013. The target population of the study was full time employees who worked in these particular hotels during the data collection period. The questionnaires were distributed among theme. A convenience sampling approach was employed and (91) questionnaires were distributed to the employees who inclined to take the questionnaires. All questionnaires were completed and upon completion were returned to researcher. The Statistical Package for the Social Sciences (SPSS) was used to analyze the data.

Data analysis and findings

Hypothesis of the study tested using the Statistical Package for the Social Sciences (SPSS) as follows:

Hypothesis(1) : There is a negative relationship between the level of per capita income and labor turnover.

Table (no. 2) Shows that the value of the correlation coefficient is – 0.568 which suggest that there is a negative relationship between the level of monthly income and labor turnover, The value of statistical significance is 0.000 which It refers to the significant relationship.

Table no. 2 Shows the relationship between the level of monthly income and labor turnover

labor turnover	**level of monthly income**		
-0.568(**)	1	Pearson Correlation	level of monthly income
0.000		Sig. (2-tailed)	
91	91	N	
1	-0.568(**)	Pearson Correlation	labor turnover
	0.000	Sig. (2-tailed)	
91	91	N	

Source: field study

** Correlation is significant at the 0.01 level (2-tailed).

To test hypothesis (2) the following scale has been used:

Table no. 3.a The length of the scale cells

The direction of opinion	**Mean**
No	1 – 1.66
Not Sure	1.67 – 2.33
Yes	2.34 - 3

Hypothesis(2) : Cross training has an effect on labor turnover rates.

Table (nr. 3.b) Shows that the mean value of the Cross-Training and labor turnover pivots is 2.34 which is Moving towards accepting of the research sample on the relationship between Cross-Training and labor turnover, In other words, for training in the area of specialization impact on the survival of workers in the workplace and do not search for jobs in other places.

Table no. 3.b Statistical Description for Cross-Training and labor turnover pivots

Questions	Yes		Not Sure		No		Mean	Std. Deviation	direction of opinion
	Percent %	Frequency	Percent %	Frequency	Percent %	Frequency			
Received training on the practice of other works in the field of specialty in addition to my current.	51.6	47	20.9	19	27.5	25	2.24	0.86	Not Sure
You exercise more than a specialized function in the field during my time in hotel.	38.5	35	31.9	29	29.7	27	2.09	0.83	Not Sure
Training on more than one function in the field of specialty will provide you with additional information and gives you the opportunity to become a future leader.	42.9	39	33	30	24.2	22	2.19	0.80	Not Sure
Training on more than one function in the field of specialty gives you self-confidence.	63.7	58	25.3	23	11	10	2.53	0.69	yes
Training on a variety of functions and practice in the field of specialty eliminates job boredom .	50.5	46	33	30	16.5	15	2.34	0.75	yes
Training on a variety of functions and practice in the field of specialty raise the level of loyalty for the hotel.	61.5	56	27.5	25	11	10	2.53	0.69	yes
Training on a variety of functions and practice in the field of specialty gives you the skills and abilities to work any job in the field of specialty.	65.9	60	24.2	22	9.9	9	2.56	0.67	yes
Training on a variety of functions and practice in the field of specialty prolongs the period of your stay in the hotel you work for.	52.7	48	31.9	29	15.4	14	2.37	0.74	yes
Training on a variety of functions and practice in the field of specialization encourages you to accept the delegation of authority.	41.8	38	30.8	28	27.5	25	2.14	0.82	Not Sure
Training on a variety of functions and practice in the field of specialty helps you work places where there is a shortage to help colleagues in exceptional circumstances.	73.6	67	18.7	17	7.7	7	2.66	0.62	yes
Training on a variety of functions and practice in the field of specialization reduces thinking about moving to other institutions give better salaries and incentives.	45.1	41	19.8	18	35.2	32	2.10	0.90	Not Sure
Total							2.34	Yes	

Source: field study

Table (no. 3.c) Shows that all members of the research sample which the level of income is less than 300 L.D and another members they had a different levels of income answered that Training on a variety of functions and practice in the field of specialty prolongs the period of work in the hotel, This means that Income is not the main reason for the reduction of labor turnover but also Training in the area of specialization is considered a major cause of the reduction of labor turnover.

Table no. 3.c Cross tabulation between Level of Income and Training on a variety of functions and practice in the field of specialty prolongs the period of the hotel you stay to work.

			Training on a variety of functions and practice in the field of specialty prolongs the period of the hotel you stay to work			Total
			No	Not Sure	Yes	
Level of Income	Less than 300 L.D	Frequency	0	0	2	2
		Percent %	0	0	100	100
	300 D.L - Less than 600 L.D	Frequency	2	9	14	25
		Percent %	8	36	56	100
	600 D.L - Less than 900 L.D	Frequency	9	13	24	46
		Percent %	19.6	28.3	52.2	100
	Greater than 900 L.D	Frequency	3	7	8	18
		Percent %	16.7	38.9	44.4	100
Total		Frequency	14	29	48	91
		Percent %	15.4	31.9	52.7	100

Source: field study

The results in table no. 3.d, also emphasizes not high salary and incentives are the only reason that contribute to the reduction of labor turnover but Training on a variety of functions and practice in the field of specialization reduces thinking about moving to other institutions give better salaries and incentives, Where the highest rates were for approval of all respondents for all income groups.

Table no. 3.d Cross tabulation between Level of Income and Training on a variety of functions and practice in the field of specialization.

			Training on a variety of functions and practice in the field of specialization reduces thinking about moving to other institutions give better salaries and incentives.			Total
			No	Not Sure	Yes	
Level of Income	Less than 300 L.D	Frequency	0	1	1	2
		Percent %	0	50	50	100
	300 D.L - Less than 600 L.D	Frequency	9	4	12	25
		Percent %	36	16	48	100
	600 D.L - Less than 900 L.D	Frequency	18	8	20	46
		Percent %	39.1	17.4	43.5	100
	Greater than 900 L.D	Frequency	5	5	8	18
		Percent %	27.8	27.8	44.4	100
Total		Frequency	32	18	41	91
		Percent %	35.2	19.8	45.1	100

Source: field study

Conclusion

Training is often seen as a way to facilitate change, but it must be recognized that training affects everyone in an organization directly or indirectly. If well done, increased profits, promotions, and new jobs may result. If poorly conducted, there can be many negative effects, such as loss of credibility with employees, decreased performance, and increased conflict. In today's hospitality industries are seeking to minimize their training expensive by relying more on colleges and universities to prepare students for careers in the industry. For accounting purpose, training is viewed as an expensive, but it should also be viewed as an investment in the future of an organization if employees are retained and continue to develop their knowledge and abilities.

A long discussion with senior staff and mangers has been made to find out the most major reasons of labor turnover in the hotels included in the study. The first reason was competitive hotels in the area, as a new private and foreign investment hotels has been emerged, employees started to move to these hotels where they have been offered better salaries. The second reason was related to changing job environment by moving to other organizations, such as oil companies where they also offered higher salaries and better working conditions. This may confirm that, employees always look for better incentives.

However, from the above findings, cross training may play a role in increasing employees knowledge, competent, capability, self confidence and moral. This may has an effect on the employees' loyalty towards their organizations which may result in reducing labor turnover and make employees feel and touch the high care and attention of the organization towards them.

As the findings results shows, it can be seen that employees income is not the only factor which may effect on labor turn over. Also, cross training is another factor which has its effect on labor turnover in hotels. In order to mitigate labor turn over in hotels industry. Both income and cross training should be carefully considered. This will result in achieving both the organization and the individual objectives.

References

Abuharris, A.T. (2005) *Tourism and Sustainable Economic Development, marketing implications and Strategic Framework: The Case Study of Libya*, PhD Research Submitted to Salford University, Manchester.

Angelo, M., &Vladimir., N. (1998). *Hospitality Today*. Orlando: The Educational Institute of the American Hotel and Motel Association.

Balta, S. (2006). *The satisfaction and motivation of hospitality employees related to their jobs*: a study at Altinyunus Resort Hotel in ÇeĢme-Ġzmir. Turk-Kazakh International Tourism Conference 2006, 20-26 November 2006, Proceedings Book (pp. 1241-1250). Alanya, Turkey.

Cannon, B; Janis, A. & Salas, E (1998) *Making Decisions Under Stress: Implications for Individual and Team Training* Washington, DC: American Psychological Association.

Hinkin, R. (1995) *Cases in Hospitality Management*. Canada: John Wiley and Sons, Inc.

Hsin,Y . James, L. and Marc, S (2005) *Cross Training in Hospitality Industry*, Paper presented at the International Conference of Tourism development: Tourism Vehicle For Development Penang, Malaysia, 9-11 January 2005,pp98-102.

Juran, J. M. (1992). *Juran on quality by design: the new steps for planning quality into goods and services*. New York, NY: The Free Press.

Lam, T., Zhang, H., & Baum, T. (2001). *An investigation of employees' job satisfaction*: the case of Hotels in Hong Kong, Tourism Management, 22 (2001), 157-165.

Woods, H. (2002). *Managing Hospitality Human Resources*. Michigan: the Educational institute of the American Hotel and Lodging Association.

World Tourism Organization (WTO) (1998a). *Tourism Planning and Development in Libya, National Tourism Development Plan*, Vol.1, December, Madrid.

IMPACTS OF FLOOD IN THE NIGER DELTA REGION OF NIGERIA: SCIENCE AND TECHNOLOGY FOR MITIGATION

Ogidiaka Efe
Delta State School of Marine Technology, Burutu, Delta State, Nigeria

Abstract
Flooding is a large amount of water covering an area that is usually dry. Flooding has been a recurrent issue in Nigeria most especially in the Niger Delta region. The Niger delta region of Nigeria comprises primarily of nine states and they includes; Akwa Ibom, Bayelsa, Cross River, Edo, Delta, Lagos, Ogun, Ondo, and Rivers. Every year the Niger delta region experience perennial flooding such as flash flood, urban floods, channel floods, coastal inundation amongst others. The flood of 2012 took the nation by surprise, according to the National Emergency Management Agency (NEMA) it affected 30 of the 36 States of Nigeria, 7 million peopled were affected in these States, 597, 476 houses were destroyed, 2.3 million displaced and 363 death were reported with large track of farmland and other means of livelihood destroyed, animals and other biodiversity were also gravely impacted upon. The country also lost about 500,000 barrels of crude oil output per day due to the severe flooding. In terms of economic loss, the Punch Newspaper of May, 27th 2013 reported that The comprehensive Post Disaster Needs Assessment conducted from November 2012 to March 2013 with the support of the World Bank and Global Facility for Disaster Reduction and Recovery, United Nations, Development partners and relevant Ministries, Departments and Agencies put the estimated total value of infrastructure, physical and durable assets destroyed at $9.6bn. The total value of losses across all sectors of economic activity was estimated at $7.3bn. The combined value of these damages and losses was put at US$16.9bn. No flood in the history of Nigeria has been so devastating. The severe effects of flooding are linked to poverty, lack of knowledge, low livelihood sources, lack of insurance, weak institutions and problems with emergency response and early warning preparation. The objective of this research is to suggest scientific and technological solutions to mitigate the impacts of flood in the Niger delta region of Nigeria. This research would evaluated previous works of other researchers in this field to suggest practical solutions aimed at mitigating this menace.

Keywords: Science and technology, Nigeria, Floods, Niger Delta

BİR İMALAT FİRMASINDA ÇOK KRİTERLİ KARAR VERME TEKNİKLERİ İLE KONTROLLÜ KÜÇÜLME KARARININ VERİLMESİ

Tülay Korkusuz Polat
https://orcid.org/0000-0001-6693-7873
Ramazan Baran Yıldırım
Sakarya Üniversitesi

Özet
Küresel ekonominin rekabet avantajı elde etmeyi zorlaştırdığı iş dünyasında, devam etmekte olan Covid-19 salgını da işletmeleri hammadde, işgücü gibi kaynakları daha verimli kullanmaya doğru yönlendirmektedir. Tüketici ihtiyaçlarının ve satınalma biçimlerinin değişmesi, tüketici alım gücünün düşmesi ile pek çok işletme müşteri bulma konusunda sıkıntı çekmektedir. Sadece lüks tüketim malzemeleri için değil, günlük tüketimde yer alan zorunlu tüketim malzemelerinin bile talebi azalmaktadır. Bu nedenle üretimini azaltma, işçi çıkartma gibi yollara başvuran firma sayısı da oldukça fazladır. Bu çalışmada günlük tüketim malzemeleri üretimi yapan bir firmanın, beklentinin altında gerçekleşen satış miktarları nedeniyle yaşadığı darboğaza çözüm yolları aranmıştır. Firma salgın dönemini atlatabilmek ve ilerisi için planlar yapmak istemektedir. Üretimden zarar etmeden kurtulmanın yolunu "kontrollü küçülme"de aramaktadır. Kapatılması sorun olmayacak deponun belirlenmesinde çok kriterli karar verme yöntemlerinden Analitik Hiyerarşi Süreci, işten çıkarılacak işçilerin belirlenmesinde yine çok kriterli karar verme yöntemlerinden olan TOPSIS yöntemi ve ileriki dönemler için yapılacak planlamayı belirlerken de Karar Ağacı yöntemi kullanılacaktır.

Anahtar Kelimeler: Kontrollü Küçülme, Analitik Hiyerarşi Süreci, TOPSIS, Karar Ağacı

MAKING A DECISION OF CONTROLLED DOWNSIZING WITH MULTI CRITERIA DECISION MAKING TECHNIQUES IN A MANUFACTURING COMPANY

Abstract
In the business world where the global economy makes it difficult to obtain competitive advantage, the ongoing Covid-19 pandemic also directs businesses to use resources such as raw materials and labor more efficiently. With changing consumer needs and purchasing styles, decreasing consumer purchasing power, many businesses have trouble finding customers. The demand for not only luxury consumables, but even compulsory consumables in daily consumption is decreasing. For this reason, the number of companies applying for ways such as reducing production and recruiting workers is quite high. In this study, solutions were sought for the bottleneck experienced by a company that produces daily consumer goods due to sales volumes below expectations. The firm wants to overcome the epidemic period and make plans for the future. It is also looking for a "controlled downsizing" way to get rid

of production without harming it. Analytical Hierarchy Process, which is a multi-criteria decision-making method for determining the warehouse that will not be closed; TOPSIS method, which is also a multi-criteria decision-making method in determining the workers to be fired; and Decision Tree method will be used in determining the planning for future periods.

Keywords: Controlled Downsizing, Analytical Hierarchy Process, TOPSIS, Decision Tree

GİRİŞ

Pazarda çok fazla rakibin olması ile birlikte rekabet edebilirliğin düşmesi, firmaları farklı çözüm yolları aramaya yöneltmektedir. Kaynakların etkinliğini arttırmak, maliyetleri düşürmek ve daha fazla satış yapabilmek pek çok firma için oldukça önemlidir. Bunların hepsinin her zaman yapılabilmesi çok kolay olmadığından firmaların en çok tercih ettiği konulardan biri maliyetleri düşürmektir. İşletme fonksiyonları devam ederken pek çok maliyet kalemi de gerçekleşmektedir. Depolama ve işçilik maliyetleri de en önemli maliyet kalemlerinden ikisidir.

Depolama maliyetleri; yanlış yerde konumlanan depoya sahip olmak, depo içindeki yerleşimin uygun olmaması gibi pek çok nedenden ötürü artış gösterebilir. Depo yerinin en doğru şekilde seçilebilmesi için değerlendirmeye alınması gereken pek çok kriter bulunmaktadır. Bir diğer önemli maliyet kalemi olan işçilik maliyetleri de firmalar için oldukça sıkıntı olabilmektedir. İşçi ücretlerinin yüksek olması yükse işçilik maliyetleri için önemli bir etkenken, bir diğer önemli etken de performansı düşük işçinin çalıştırılmasıdır.

Depo yeri seçimi problemi de işçi seçimi problemi de, seçim yapılacağından çok fazla kriterin değerlendirilmesi gereken işlemlerdir. Bu nedenle bu tarz problemlerin çözümünde sıklıkla çok kriterli karar verme teknikleri kullanılmaktadır. Emre ve Akman (2018), Analitik Hiyerarşi Süreci (Analytical Hierarchy Process – AHP) ve TOPSIS (Technique for Order Preference by Smilarity to Ideal Solution) yöntemlerini birlikte kullanarak Barışı Destekleme Hareketi için kuruluş yeri seçimi yapmışlardır. Turgut ve Şahin (2019), Mersin İli için yaş sebze ve depo yeri seçimini AHP ile yapmışlardır. Tarcan İçigen ve İpekçi Çetin (2017), konaklama işletmelerinde AHP temelli TOPSIS yaklaşımı ile personel seçimi konusunda çalışmışlardır.

Bu çalışmada salgın döneminde ekonomik açıdan sıkıntı yaşayan, dört imalathaneye ve beş satış deposuna sahip bir firmanın ekonomik sıkıntı problemine çözüm bulunmaya çalışılmıştır. Öncelikle halihazırda beş adet olan satış deposundan en verimsiz olan (olumsuzluk puanı en yüksek olan) depo belirlenmiştir. Bunun için çok kriterli karar verme tekniklerinden olan Analitik Hiyerarşi Prosesi (AHP) kullanılmıştır. Daha sonra performansı düşük olan işçinin belirlenmesi için yine çok kriterli karar verme yöntemlerinden olan TOPSIS yöntemi kullanılmıştır. Uygulamanın son aşamasında ise karar ağacı tekniği ile yatırım planına karar verilmiştir.

YÖNTEM

Analitik Hiyerarşi Prosesi

Analitik Hiyerarşi Prosesi (AHP), Saaty (1987) tarafından geliştirilmiştir. Kullanım kolaylığı sağlaması ve farklı sektörlerde rahatlıkla uygulanabilir olması dolayısı ile çok sık kullanılan çok kriterli karar verme tekniklerinden birisidir.

Yöntemin uygulama aşamaları aşağıda sıralandığı şekildedir (Doğan ve Gencan, 2013; Şahin ve Supçiller, 2015; Kapar, 2013; Özçifçi ve Arsu, 2013):

- Çözümü gerçekleştirilecek karar probleminin belirlenmesi,
- Problem için hiyerarşik yapının oluşturulması (tüm kriter/alt kriter dahil edilerek),
- Konunun uzmanlarından destek alınarak ve AHP yöntemine has ikili karşılaştırma ölçekleri kullanılarak tüm kriter-kriter ve kriter-seçenek ikili karşılaştırmalarının yapılması ve ikili karşılaştırma matrislerinin oluşturulması,
- İkili karşılaştırma matrislerinin AHP yöntemine has şekilde normalize edilmesi,
- Normalize edilmiş ikili karşılaştırma matrislerinden kriter ve seçenekler için ağırlıkların (göreli önemlerin) bulunması,
- Çözümün tutarlı olup olmadığının kontrolü için ikili karşılaştırma matrislerinin tutarlılık analizlerinin yapılması.

TOPSIS

TOPSIS (Technique for Order Preference by Smilarity to Ideal Solution) yöntemi, alternatif çözümlerin ideal pozitife ve ideal negatife uzaklıklarının hesaplanması ve pozitife yakın negatiften uzak bir çözüm bulunması varsayımına dayanan çok kriterli bir karar verme tekniğidir (Ömürbek ve diğ., 2015).

TOPSIS yönteminin aşamaları aşağıda sıralanmaktadır (Tunca ve diğ., 2015; Karaatlı ve diğ., 2014; Koyuncu ve Özcan, 2014):

- Problemin, seçeneklerin ve değerlendirme kriterlerinin belirlenmesi,
- Seçeneklerin kriterlere göre aldıkları puanları gösteren karar matrisinin oluşturulması,
- TOPSIS yöntemine has şekilde karar matrisinin normalize edilmesi,
- Normalize edilen matrisin ağırlıklandırılması,
- İdeal pozitif ve ideal negatif çözümlerin bulunması,
- Her bir seçeneğin ideal pozitife ve ideal negatife olan uzaklıklarının bulunması,
- Her bir seçeneğin yakınlık katsayısının bulunması ve seçeneklerin buna göre sıralanması

Karar Ağacı

Karar ağaçları; tahmin ve sınıflandırma problemlerinin çözümünde sıklıkla kullanılmaktadır. Karar ağacı, örnek uzayının özyinelemeli bölümü olarak ifade edilen bir sınıflandırıcıdır. Bir karar ağacının yaprakları sınıf isimleridir, diğer düğümler her olası sonuç için bir dal ile özniteliğe dayalı testleri temsil eder. Bir nesneyi sınıflandırmak için ağacın kökünden başlarız, testi değerlendiririz ve dalı sonuca uygun olarak alırız. İşlem, bir yaprakla karşılaşılana kadar devam eder; bu sırada nesnenin yaprak tarafından adlandırılan sınıfa ait olduğu iddia edilir (Quinlan, 1986). Karar ağacının iç düğümleri gerçekleştirilen testleri,

dalları test sonuçlarını ve her bir yaprağı da düğüm sınıf etiketini temsil etmektedir (Onan, 2015).

UYGULAMA

İmalat yapan TUNAP Firması yılın ilk çeyreğinden sonra beklediği satış miktarlarına ulaşamamıştır. Beklenilen satış miktarlarına ulaşamaması; işçi çıkarması, üretim miktarlarını düşürmesi, istediği yatırım planını yapamaması gibi sorunlara neden olmaktadır. Bu problemlerden kurtulmak için kontrollü küçülmeye gitmek istemektedir. Bu çalışmada bu problemlerin çözümü amaçlanmaktadır.

Mevcut Durumun Belirlenmesi

Firmanın Gebze (Ge), İzmir (İz) ve Konya (Ko) illerinde imalathaneleri bulunmaktadır. İmalathanelerinin yanı sıra Gebze (Ge), İstanbul (İs), İzmir (İz), Konya (Ko) ve Gaziantep (Ga)'de satış depoları bulunmaktadır. Yılın ilk çeyreğinden sonra beklenen satış miktarlarına ulaşamadığı görülmektedir. Tablo 1'de, konumlara göre işçi sayısı, üretim miktarı ve satış miktarı hakkında bilgi verilmektedir.

Tablo 1. Yıllık Üretim ve Satış Tahminleri

	İMALATHANE		**DEPOLAR**	
KONUMLAR	**Üretim Miktarı**	**İşçi sayısı**	**Dağıtılan Miktar**	**İşçi sayısı**
GEBZE	120.000.000	80	60.000.000	30
İSTANBUL	-	-	60.000.000	25
İZMİR	48.000.000	40	48.000.000	25
KONYA	32.000.000	50	20.000.000	15
G.ANTEP	-	-	12.000.000	15

Tablo 2'de firmanın yapacağı üretime dair maliyet bilgileri ve gelecek yıla ait gelir-gider beklentileri gösterilmektedir.

Tablo 2: Maliyet ve Gelir-Gider Analizi

Yıllık Talep Tahmini	200.000.000 Ad.	**Tahmini Gelir**	200.000.000 TL
Birim Satış Fiyatı	1 TL	**İşçi Giderleri**	8.400.000 TL
Birim Maliyeti	0,95 TL	**Depo Kiralama Giderleri**	200.000 TL
İşçi Maaşı	120 TL/Gün	**Üretim Giderleri**	190.000.000 TL
Yıllık Çalışma Miktarı	250 Gün	**Beklenen Kar**	1.400.000 TL
Konya'daki Depo Kiralama Maliyeti	100000 TL/Yıl		
Gaziantep'teki Depo Kiralama Maliyeti	100000 TL/Yıl		

Firmanın ileriki dönemler adına yapmak istediği yatırımlar vardır. Bu konuda iki farklı karar söz konusu olabilir: ürün çeşitliliğine gitmek veya üretim hacmini artırarak yeni pazarlar keşfetmek istemektedir. Yeni Pazar kararı olarak: Yunanistan'a ihracat yapmak; ürün çeşitliliğine gitme kararı olarak: bulaşık teli üretilmesi fikirleri söz konusudur. Bu iki karardan uygun olanın seçimi için Karar Ağacı Yöntemi kullanılacaktır.

Tablo 3'de Aydın'da bir fabrikada üretilecek ve gemi yoluyla Atina'ya gönderilecek ürün ve satış miktarları, işçi sayıları belirtilmiştir.

Tablo 3: Yeni Pazar kararı (Yunanistan) için yıllık üretim ve satış tahminleri

	İmalathane		**Depo**	
Konumlar	**Üretim Miktarı**	**İşçi Sayısı**	**Dağıtılan Miktar**	**İşçi Sayısı**
Aydın	12.000.000	25	-	-
Atina	-	-	12.000.000	15

Tablo 4'de Yunanistan'a yapılacak üretim ve satış ağının maliyetleri ve gelir-gider beklentileri hakkında bilgiler verilmiştir.

Tablo 4: Yeni Pazar kararı (Yunanistan) için maliyet ve gelir-gider analizi

Yıllık Talep Tahmini	12.000.000 Adet	**Tahmini Gelir**	24.000.000 TL
Birim Satış Fiyatı	2 TL	**İşçi Giderleri**	1.500.000 TL
Birim Maliyeti	0,95 TL	**Depo Kiralama Giderleri**	200.000 TL
İşçi Maaşı (Yunanistan)	200 TL/Gün	**Üretim Giderleri**	11.400.000 TL
İşçi Maaşı (Türkiye)	120 TL/Gün	**Taşıma Giderleri**	4.000.000 TL
Yıllık Çalışma Miktarı	250 Gün	**Fabrika Kiralama Giderleri**	1.000.000 TL
Atina'daki Depo Kiralama Maliyeti	200.000 TL/Yıl	**Beklenen Kar**	5.900.000 TL
Aydın'da Fabrika kiralama Maliyeti	1.000.000 TL/Yıl		

Tablo 5'de "ürün çeşitliliğine gidilmesi" kararı için konumlara göre işçi miktarı, üretim miktarı ve satış miktarı hakkında bilgi verilmektedir.

Tablo 5: Ürün çeşitliliği kararı için yıllık üretim ve satış tahminleri

	İmalathane		**Depo**	
Konumlar	**Üretim Miktarı**	**İşçi Sayısı**	**Dağıtılan Miktar**	**İşçi Sayısı**
Gebze	5.000.000	40	2.000.000	6
İstanbul	-	-	3.000.000	9

Tablo 6'da bulaşık teli üretimi için yapılacak üretim ve satış ağının maliyetleri ve üretim-işçi-kiralama giderleri hakkında bilgiler verilmektedir.

Tablo 6: Ürün çeşitliliği kararı için maliyet analizi

Yıllık Talep Tahmini	5.000.000 Adet	**Tahmini Gelir**	10.000.000 TL
Birim Satış Fiyatı	2 TL	**İşçi Giderleri**	1.652.000 TL
Birim Maliyeti	1 TL	**Üretim Giderleri**	5.000.000 TL
İşçi Maaşı	120 TL/Gün	**Beklenen Kar**	3.350.000 TL
Yıllık Çalışma Miktarı	250 Gün		

AHP ile Depo Yeri Seçimi

Firma yılın ilk çeyreğinden sonra beklediği satış miktarlarına ulaşamamıştır. Bu durumdan kontrollü küçülmeye giderek kurtulmak istemektedir. Bunun için mevcut üç deposundan birini kapatmak istemektedir. Hangi deponun kapatılacağını belirlemek için dört değerlendirme kriteri belirlenmiştir:

1. Ulaşım giderleri (taşıma maliyetleri) (T),
2. Satışın talebi karşılama oranı (S),
3. Depo kirası (D),
4. İşçi ücretleri (İ)

Kriterlerin depolar için değerleri tablo 7'de gösterilmektedir.

Tablo 7: Depolar için kriter değerleri

	Depo Kirası (D)	Taşıma Giderleri (T)	İşçi Giderleri (İ)	Satışın Talebi Karşılama Oranı (S)
Gaziantep	100.000 TL	150.000 TL	15x120 = 1800 TL/gün	500.000/300.000=0,167
Konya	100.000 TL	80.000 TL	15x120 = 1800 TL/gün	3.000.000/5.000.000=0,6
İzmir	-	60.000 TL	25x120 = 3000 TL/gün	11.800.000/12.000.000=0,98

Tablo 7'de verilen değerlere ve uzman görüşlerine göre kriterlerin ve seçeneklerin ikili karşılaştırmaları yapılmıştır. Kriterlerin ikili karşılaştırmaları tablo 8'de verilmektedir.

Tablo 8: Kriterlerin ikili karşılaştırması

					Normalize Değerler				**Satır Ortalaması**
	D	**İ**	**S**	**T**	**D**	**İ**	**S**	**T**	
D	1	1/5	1/10	1/2	0,056	0,059	0,057	0,034	0,0515
İ	5	1	1/2	5	0,278	0,294	0,28	0,345	0,299
S	10	2	1	8	0,556	0,588	0,58	0,552	0,569
T	2	1/5	1/8	1	0,11	0,059	0,072	0,069	0,103
Toplam	18	3,4	1,725	14,5					

Tablo 9'da depo kirası kriterine göre seçeneklerin ikili karşılaştırmaları gösterilmektedir.

Tablo 9: Depo kirası kriterine göre ikili karşılaştırmalar

				Normalize Edilmiş Değerler			**Satır Ortalaması**
	Ga	**Ko**	**İz**	**Ga**	**Ko**	**İz**	
Ga	1	1	100	0,498	0,498	0,498	0,498
Ko	1	1	100	0,498	0,498	0,498	0,498
İz	0,01	0,01	1	0,004	0,004	0,004	0,004
Toplam	2,01	2,01	201				

Tablo 10'da işçi giderleri kriterine göre seçeneklerin iki karşılaştırmaları gösterilmektedir.

Tablo 10: İşçi giderleri kriterine göre ikili karşılaştırmalar

				Normalize Edilmiş Değerler			Satır Ortalaması
	Ga	**Ko**	**İz**	**Ga**	**Ko**	**İ z**	
Ga	1	1	0,6	0,272	0,272	0,272	0,272
Ko	1	1	0,6	0,272	0,272	0,272	0,272
İz	1,67	1,67	1	0,456	0,456	0,456	0,456
Toplam	3,67	3,67	2,2				

Tablo 11'de satışın beklenen talebi karşılama kriterine göre seçeneklerin ikili karşılaştırmaları gösterilmektedir.

Tablo 11:Satışın beklenen talebi karşılama oranı kriterine göre ikili karşılaştırmalar

				Normalize Edilmiş Değerler			Satır Ortalaması
	Ga	**Ko**	**İz**	**Ga**	**Ko**	**İz**	
Ga	1	3,593	5,868	0,691	0,691	0,691	0,691
Ko	0,278	1	1,633	0,192	0,192	0,192	0,192
İ z	0,17	6,61	1	0,117	0,117	0,117	0,117
Toplam	1,448	5,203	8,501				

Tablo 12'de taşıma maliyetleri kriterine göre seçeneklerin ikili karşılaştırmaları gösterilmektedir.

Tablo 12: Taşıma maliyetleri kriterine göre ikili karşılaştırmalar

				Normalize Edilmiş Değerler			Satır Ortalaması
	Ga	**Ko**	**İz**	**Ga**	**Ko**	**İ z**	
Ga	1	0,75	0,4	0,205	0,207	0,207	0,206
Ko	1,33	1	0,533	0,273	0,276	0,276	0,275
İz	2,5	1,875	1	0,512	0,517	0,517	0,515
Toplam	4,88	3,625	1,933				

Tablo 13'de, seçeneklerin kriterlere göre değerlendirmesindeki satır ağırlıklarından elde edilen ölçüt matrisi ve kriterlerin kriterlere göre değerlendirmesindeki satır ağırlıklarından oluşan tercih vektörünün bütünleştirme (sentez) işlemine tabi tutulması gösterilmektedir. AHP yöntemine göre bütünleştirme işlemi ile seçeneklerin puanları belirlemiş olmaktadır.

Tablo 13: Ölçüt matrisi ile tercih vektörünün matris

	D	**İ**	**S**	**T**
Gaziantep	0,498	0,272	0,691	0,206
Konya	0,498	0,272	0,192	0,275
İzmir	0,004	0,476	0,117	0,515

X

	Satır Ort.
D	0,0515
İ	0,299
S	0,569
T	0,103

Bütünleştirme işleminden sonra seçenekler için hesaplanan olumsuz puanlar: Gaziantep için 0,521, Konya için 0,237 ve İzmir için 0,262 dir. Buna göre en yüksek olumsuz puanı alan Gaziantep deposunun kapatılması en iyi seçenek olmaktadır.

TOPSIS ile İşçi Seçimi

Firma, Gaziantep'teki depoyu kapatma kararı ile birlikte Konya imalathanesinde de üretimi azaltmayı planlamaktadır. Bu nedenle Konya imalathanesinde çalışan en kötü sekiz işçi belirlenmiş ve sekiz işçinin dördünü işten çıkartma dördünü ise eğitime göndererek performanslarını arttırmayı planlamaktadır.

İşçi seçimi yapılırken, öncelikle firma politikalarına göre yetenek, performans, yaş, kurallara uyma becerisi olmak üzere dört kriter belirlenmiştir. Yetenek, performans ve kurallara uyma becerisi kriterleri; 1 ile 5 sayıları arasında puanlanacaktır. Yaş kriteri için ise; 18-25 yaş arası 3 Puan, 26-35 yaş arası 5 Puan, 36-45 yaş arası 4 puan, 46 ve üzeri 2 puan olacak şekilde puanlama yapılacaktır

Tablo 14'de sekiz işçinin belirlenen kriterlere göre puanlandırmaları gösterilmektedir. Kriterlerin ağırlıklar, firma politikalarına göre firma uzmanları ile birlikte belirlenmiştir.

Tablo 14: İşçilerin kriterlere göre değerlendirmeleri

Ağırlıklar	**0,2**	**0,4**	**0,25**	**0,15**	**Normalize değerler**			
	Yetenek	**Performans**	**Yaş**	**Kurallara Uyma becerisi**	**Yetenek**	**Performans**	**Yaş**	**Kurallara Uyma becerisi**
İşçi-1	4	3	2	5	0,383131	0,3198011	0,2374	0,478913143
İşçi-2	5	1	3	3	0,478913	0,1066004	0,356	0,287347886
İşçi-3	2	5	4	4	0,191565	0,5330018	0,4747	0,383130514
İşçi-4	5	5	4	4	0,478913	0,5330018	0,4747	0,383130514
İşçi-5	2	3	3	3	0,191565	0,3198011	0,356	0,287347886
İşçi-6	5	3	2	3	0,478913	0,3198011	0,2374	0,287347886
İşçi-7	3	3	3	4	0,287348	0,3198011	0,356	0,383130514
İşçi-8	1	1	2	3	0,095783	0,1066004	0,2374	0,287347886

Tablo 14'e göre işçi 1 için; yetenek puanı 4, performans puanı 3, yaş puanı 2, kurallara uyma becerisi puanı ise 5'tir. Benzer şekilde diğer işçiler için de puanlamalar görülmektedir. Kriterlerin ağırlıkları da sırasıyla %20 , %40 , %25 , %15'tir. Tablonun sağ tarafındaki değerler normalize edilmiş değerlerdir.

Normalize edilme işleminin ardından ideal uzaklıkların hesaplanması ve sonuçların (her bir işçinin aldığı puanın) belirlenmesi işlemine geçilir. Tablo 15'de her bir işçinin aldığı puanlar ve işçilerin sıralamaları belirlenmiştir.

Tablo 15: İdeal uzaklıkların belirlenmesi ve işçilerin sıralaması

	Yetenek	Performans	Yaş	Kurallara Uyma becerisi	Si+	Si-	Pi	Sıralama
İşçi-1	0,076626	0,1279204	0,0593	0,071836971	0,119	0,092	0,437	**8**
İşçi-2	0,095783	0,0426401	0,089	0,043102183	0,191	0,03	0,134	**5**
İşçi-3	0,038313	0,2132007	0,1187	0,057469577	0,024	0,19	0,888	**1**
İşçi-4	0,095783	0,2132007	0,1187	0,057469577	0,078	0,181	0,699	**2**
İşçi-5	0,038313	0,1279204	0,089	0,043102183	0,097	0,107	0,525	**3**
İşçi-6	0,095783	0,1279204	0,0593	0,043102183	0,132	0,085	0,392	**6**
İşçi-7	0,05747	0,1279204	0,089	0,057469577	0,099	0,085	0,462	**4**
İşçi-8	0,019157	0,0426401	0,0593	0,043102183	0,183	0,077	0,295	**7**
V+	0,019157	0,2132007	0,1187	0,071836971				
V-	0,095783	0,0426401	0,0593	0,043102183				

Tablo 15'deki değerlendirmeye göre 0,888 puan ile işçi-3 birinci olmuştur. Sıralama: işçi-3>işçi-4>işçi-5>işçi-7>işçi-2>işçi-6>işçi-8>işçi-1 şekildendir. Dolayısıyla işçi-3, işçi-4, işçi-5 ve işçi-7 performanslarını arttırmak için eğitime gönderilecek; işçi-2, işçi-6, işçi-8 ve işçi-1 ise işten çıkartılacaktır.

Karar Ağacı ile Planlama Yapılması

Uygulamanın mevcut durum analizi kısmında verilen, mevcut durum analizi tabloları analiz edilerek yatırım planı için karar ağacı çalışması yapılmıştır. Karar ağacı şekil 1'de gösterilmektedir.

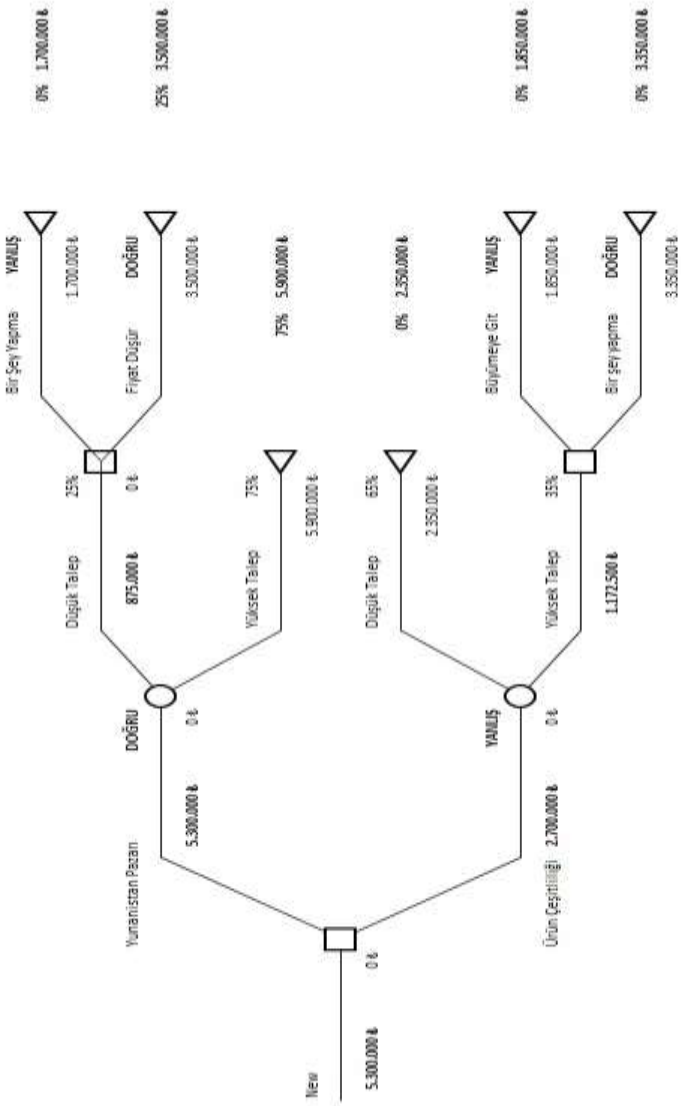

Şekil 1: Karar ağacı çözümü

Şekil 1'de gösterilen karar ağacında Yunanistan pazarına açılmak ve Türkiye'de ürün çeşitliliğine gitmek olarak iki seçenek değerlendirilmiştir. Bu durumda beklenen talebe ulaşılması veya düşük taleple karşılaşılması gibi olasılıklar mevcuttur. Bu olasılıklar şans düğümlerinde belirtilmiştir. Ayrıca Yunanistan pazarında düşük talep gelmesi durumunda bir şey yapmama ve fiyatı düşürme olarak 2 adet karar noktası kurulmuştur. Bu hamlelerde gerçekleşecek beklenen değer belirtilmiştir. Ayrıca ürün çeşitliliğinde yüksek talep gelmesi durumunda bir şey yapmama ve büyüme hamleleri yapma olarak 2 adet karar noktası kurulmuştur. Bu hamlelerde gerçekleşecek beklenen değerler belirtilmiştir.

Karar ağacının çözümünün ardından Yunanistan pazarına açılmak doğru seçenektir. Yunanistan pazarın beklenen satışların olmaması durumunda, fiyat düşürme seçeneğinin doğru seçenek olduğu belirtilmiştir.

Ürün çeşitliliği seçeneği doğru bir yatırım olmamakla birlikte yine de bu yatırım yapılması durumunda gerçekleşecek durumlara göre çözüm üretilmiştir. Ürün çeşitliliğine gidilmesi ve yüksek talep gelmesi durumunda, bir şey yapmama seçeneğinin doğru seçenek olduğu belirlenmiştir.

SONUÇ

Çalışma kapsamında uygulamanın birinci bölümünde Gaziantep'teki depo seçeneği en yüksek olumsuzluk puanını aldığı için Gaziantep'teki deponun kapatılmasına karar verilmiştir. Gaziantep'teki deponun kapatılması ile birlikte orada çalışan işçiler de işten çıkartılmıştır. Ayrıca, Gebze için üretilen ürünlerden, İstanbul pazarına yılda 2.000.000 adet ürün aktarılmasına karar verilmiş ve satışlar desteklenmek istenmiştir. Bu uygulama ile yılın ikinci çeyreğinde beklenilen satış miktarları tablo 16 ve tablo 17'de gösterilmektedir.

Tablo 16: İkinci çeyreğe ait üretim ve satış tahminleri

	İMALATHANE		**DEPOLAR**	
KONUMLAR	**Üretim Miktarı**	**İşçi sayısı**	**Dağıtılan Miktar**	**İşçi sayısı**
GEBZE	30.000.000	80	13.000.000	25
İSTANBUL	-	-	17.000.000	30
İZMİR	12.000.000	40	12.000.000	25
KONYA	3.500.000	46	3.000.000	15

(Not: Konya'da üretilen 500.000 adetlik ürünün dağıtımı Konya'dan yapılacaktır)

Tablo 17: Maliyet ve gelir-gider analizi

Gelecek Dönem İçin Talep Tahmini	45.500.000 Adet	**Tahmini Gelir**	45.500.000 TL
Birim Satış Fiyatı	1 TL	**İşçi Giderleri**	2.003.400 TL
Birim Maliyeti	0,95 TL	**Depo Kiralama Giderleri**	25.000 TL
İşçi Maaşı	120 TL/Gün	**Ulaştırma Giderleri**	15.000TL
Dönemlik Çalışma Miktarı	63 Gün	**Üretim Giderleri**	43.225.000 TL
Konya'daki Depo Kiralama Maliyeti	25.000 TL/Dönem	**Beklenen Kar**	231.600 TL
Gaziantep Pazarı İçin Ulaştırma Maliyeti	15.000 TL/Dönem		

İkinci bölümde TOPSIS Algoritmasından çıkan sonuçlara göre işçi-1, işçi-2, işçi-6, işçi-8 'in firma bünyesinden çıkarılmasına karar verilmiştir. Bununla birlikte işçi-3, işçi-4, işçi-5, işçi-7 'nin performanslarının iyileştirilmesi için firma bünyesinde kalıp eğitim programlarına katılmalarına karar verilmiştir.

Üçüncü bölümde yapılan karar ağacı çalışması sonucunda firma, Yunanistan pazarına dahil olmaya, Aydın'da bir fabrika kurmaya, Yunanistan dağıtımını sağlayabilmek için Atina'da da bir depo kurmaya karar vermiştir.

REFERANSLAR

Emre U., Akman G., 2018, "AHP-TOPSIS Teknikleriyle Kuruluş Yeri Seçimi Probleminin Çözümü: Barışı Destekleme Harekatı Örneği", Electronic Journal of Vocational Colleges, cilt:8, sayı:2, https://dergipark.org.tr/tr/download/article-file/598006

Turgut M., Şahin A.Y., 2019, "Analitik Hiyerarşi Prosesi Yöntemi ile Yaş Sebze ve Meyve Depo Yeri Seçimi: Mersin İli Uygulaması", Denizcilik ve Lojistik Dergisi, Cilt: 1, Sayı:1, sayfa:42-59

Tarcan İçigen E., İpekçi Çetin E., éAHP temelli TOPSIS yöntemi ile konaklama işletmelerinde personel seçimi", Balkan Sosyal Bilimler Dergisi, Cilt:7, sayı:13

Doğan N.Ö., Gencan S., 2013, "Seyahat acentası yöneticilerinin bakış açısıyla en uygun otel seçimi: Bir analitik hiyerarşi prosesi (AHP) uygulaması", Erciyes Üniversitesi İktisadi ve İdari Bilimler Fakültesi Dergisi, sayı 41, ocak-haziran, sayfa 69-88

Kapar, K., 2013, "Bir üretim işletmesinde Analitik Hiyerarşi Süreci ile tedarikçi seçimi", Dokuz Eylül Üniversitesi, İktisadi ve İdari Bilimler Fakültesi Dergisi, cilt 28, sayı 1, sayfa 197-231

Özçifçi V., Arsu T., 2013, "Lojistik Servis Sağlayıcı Seçiminde AHP Uygulaması", Sosyal ve Beşeri Bilimler Dergisi, Cilt 5, No 1, sayfa 524-536

Saaty R. W., 1987, "The Analytic Hierarchy Process – What it is and how it is used" Math Modelling, vol. 9, No 3-5 pp 161-176

Şahin Y., Supçiller A., 2015, "Tedarikçi Seçimi için bir Karar Destek Sistemi", Süleyman Demirel Üniversitesi Mühendislik Bilimleri ve Tasarım Dergisi, 3(2), sayfa 91-104

Ömürbek N., Makas Y., Ömürbek V., 2015, "AHP ve TOPSIS yöntemleri ile kurumsal proje yönetim yazılımı seçimi", Süleyman Demirel Üniversitesi Sosyal Bilimler Enstitüsü Dergisi, 1, sayı:1

Tunca M.Z., Aksoy E., Bülbül H., Ömürbek N., 2015, "AHP temelli TOPSIS ve ELECTRE yöntemiyle muhasebe paket programı seçimi", Niğde Üniversitesi, İktisadi ve İdari Bilimler Fakültesi Dergisi, cilt:8, sayı:1, sayfa 53-71

Karaatlı M., Ömürbek N., Köse G., 2014, "Analitik Hiyerarşi Süreci Temelli TOPSIS ve VIKOR yöntemleri ile futbolcu performanslarının değerlendirilmesi", Dokuz Eylül Üniversitesi İktisadi ve İdari Bilimler Fakültesi Dergisi, Cilt: 29, sayı: 1, sayfa 25-61

Koyuncu O., Özcan M., 2014, "Personel Seçim sürecinde AHS ve TOPSIS yöntemlerinin karşılaştırılması: Otomotiv sektöründe bir uygulama", H.Ü. İktisadi Bilimler Fakültesi Dergisi, cilt: 32, sayı: 2, sayfa: 195-218

Quinlan J.R., 1986, "Induction of Decision Trees", Machine Learning 1: 81-106, https://hunch.net/~coms-4771/quinlan.pdf

Onan A., 2015, "Şirket iflaslarının tamin edilmesinde karar ağacı algoritmalarının karşılaştırmalı başarım analizi", Bilişim Teknolojileri Dergisi, cilt: 8, sayı:1

EDUCATION FOR CHILDREN WITH VISUAL IMPARIRMENT

Hayat Ahamad
University Varanasi

Abstract
There is the misconception about children with visual impairment that they are unable to take care of themselves and manage their activities of daily routine. Many people think that they are burden on family and society, but nowadays many blind people have good jobs and doing their business. it is important that appropriate educational and training facilities be provided to them. Thus, it is a great challenge to provide good education for the visually impaired and develop them according to the demands of society. To teach and prepare them as useful members of society, we need trained and skilled teachers in the field of special education.

"Braille" is a great achievement which has allowed the visually impaired to study in a full way.

Keyword: Aims of Education, Child Development, Necessary Equipment, Production Work

Culture and Literature: A Critical Analysis of The Bride Price by Buchi Emecheta

Dr. Tawhida Akhter
Shaqra University, Kingdom of Saudi Arabia

Abstract
Traditional cultural practices always played an important role in development of customs and cultures. One of such custom that is prevalent in some Asian and African countries is paying the 'Bride Price'. The bride price can be defined as a transfer of an amount at the time of marriage from the groom and/or his family to the bride's family typically significant in size, often greater than a year's income, and can be in the form of money, animals, or any other commodity. Paying bride price at the time of marriage is a custom that is widespread throughout many developing countries. Buchi Emecheta is an Ibo writer, her novels chiefly deal with the difficult and unequal role of women in African societies. Emecheta always wanted to be a writer so that she can record the hardships of her own struggle and the struggle of her own people, hardships by a single mother raising her family and also as a writer. Her fist book is *In the Ditch* (1972), other novels are *The Bride Price* (1976), *The Slave Girl* (1977), *Joys of Motherhood* (1979), *Destination Biafra* (1982) etc. are set in Africa and explore her favourite themes.

Key Words: Culture, literature, customs, traditions, hardships, struggle

Computer-Based Test among Nigerian Students in Rural Areas, Prospects and Challenges

Rafindadi Ibrahim Saad

Abstract

There has been a public outcry over the conduct, authenticity and reliability of public examinations in Nigeria. In response to these complaints, the Joint Admission and Matriculation Board (JAMB) introduced a full scale Computer-Based Test (CBT) in 2015 Unified Tertiary Matriculation Examination (UTME) to eliminate examination malpractices and to facilitate examination registration and prompt release of result. This paper examines the challenges militating against CBT in Nigeria and the prospects of full adoption of CBT in all public examinations in Secondary Schools in the country, Several challenges were identified, but the chief among them is gross inadequacy of ICT infrastructure in the country. This paper recommends that at least four (4) government owned standard CBT centers should be built and equipped in each of the 774 Local Government areas to facilitate seamless transition from paper and pencil test (PPT) to CBT.

SHAKABULAN EDUCATIONAL SYSTEM (S. E. S)

OLAYINKA AKINTAYO
AFRICAN CHESS SCHOOL

Abstract
If the Education Industry wish to experience a dynamic then entertainment must be incorporated with education and major problems in the industry will be neutralized e.g. Low Self Esteem of Teacher/ Students, theories and not Practical, Ineffective Examinations. A Huge percentage of Black People are not happy due to our deadly living conditions, so happiness is of Value to our Sub-conscious and Unconscious which is why entertainment is the Proactive industry in AFRICA-. Entertainment maintains a Peak in our mind, because nothing as yet outweigh it Euphoria(Motivation) in our Minds. *THE IMPORTANCE OF EDUCATION IN AFRICAN MIND IS PART OF THE JOB OF THE AFFRICAN INTELLECTUALS*. **COMMUNICATION -** The ability to manipulate words so as to achieve a desired IMAGE OF THOUGHT in the student Mind is the CORE job of a Teacher -Oral Power-without Communication there's NO Education. Communication is the *BRIDGE* of education and this Program will be using a tool (CHESS) to provide a new Communication Bridge thus, a new teaching and learning Skills, Hence Advancing the Educational Industry and producing student whom will be forced to truly understand their Course of Study after undergoing a new EXAMINATIONAL PATTERN that requires each student to use S.E.S to answer ,explain and Analyse their Course of Study. **CHESSMATICS & CHESSLOGIC-Critical Thinking and Analytical Skills??? –** If instead of using words of mouth to teach the disabled (DEAF AND DUMB) signs and Symbols are used and Communication is achieved. Then such educational system (signs and Symbols) must be developed which is what leads us to the USE OF CHESS ANALOGY to analyze, explain and Master almost all branch of courses. This Educational Philosophy is based on
STRUCTURE-Core knowledge of Subject Course
STRATEGY- Self Education (learning Phase)
SYSTEM- Operate in Chessmatics and Chesslogic (Teaching Phase)
The Teacher is required to Teach biochemisty, using Chess Piece and Ideology**.**
Note- If the educational system wishes to experience a dynamic, language barrier must be bridged, education must be taken beyond borders.

INTRODUCTION-

Education- is a *psychological process* that involves the progressive awareness of your ignorance, the transition of knowledge, storage and use of acquired knowledge are all psychologically triggered, meanwhile this psychological process is the determinant of EDUCATION (Ignorance will be Enlightened / Ignorance will be Ignorance). The success of any educational process is to possess a USABLE knowledge which can only arise from a

successful educational SYSTEM. The Art of Teaching involves the use of language to pass across the knowledge to be learnt; signs and symbols are used to a lesser degree due to the expectance that the understanding of each and every word(language) mentioned by the teacher will be understood by the student (which most likely is not the case), the knowledge processing rest solely on Language, it is the system of education that we use and in the case of bad language skill, education has a barrier.

Africa-Underdevelopment has much to do with INTELLECT and lesser with any other sector. Millions of youth graduate from sciences, humanities but possess knowledge that cannot point to a problem, hence offering themselves as answer to all question e.g. graduate who studied chemistry; working in bank &all this are due to the language barrier that's unbearable for both the Teacher and student resulting in a lesser understanding of subject Course-Learning lower sciences or primitive science.

BRIDGE- Language is an invisible connector between two or more people, the purpose of Language is to communicate and communication is the bridge of EDUCATION. The communication bridge fulfils education by linking the teachers Mind to the Student Mind through

- The Language
- The signs and symbol

It is a fact that when you teach anyone with his/her native language they tend to perform better, because their brain computers is accustomed to the words(language) being used
Note- Language can be a POTENT tool to UNDER-EDUCATE.
Sign and Symbol carry a lot of energy due to the forceful interpretation that occur in the brain-computers after literally seeing a shape, curve or design and this forceful interpretation perfectly suit education and can serve as a strategy to foster self-learning

ENTERTAINMENT- Watching movies that you do not understand the language spoken can be boring but listening to Radio Program without understanding the language is CRAZY- The various actions, signs and symbols shown by the actors must have undergone an INTERPRETATIONAL PROCESS in the brain-computers resulting to a near total understanding of the Movie. The will to interpret usually activate an Euphoria (makes the Object see the situation as a subject), many youth are locked in the illusion of MEDIA & ENTERTAINMENT and fashion their life to the interpretation of Media. If entertainment is incorporated with Education, this will result to EXCITEMENT in student to learn more

CHESS- is a game(entertainment) that has 32 pieces and a Board (64 square,32 white Square ,32 Black Square), the main job of CHESS is to CONVEY, ANALYZE & SCRUTINIZE data.
Billions of Data gives Tangible information that can be seen in real life or converted to be used for problem solving in WAR, POLITICS, etc. and most importantly in EDUCATION. The Kind of DATA conveyed by the Chess Board depends on the CHESS USER(CHESSTORIAN). The Board is Sketched while the Pieces Are Ranked symbolizing a KINGDOM's Way of LIFE once viewed from an Angle and this leads us to the definition of CHESS- as a Psychological Process that carries out the progressive GAME OF LIFE.

A CHESSTORIAN is a **Professional** who uses the Philosophy behind the Game of Chess to tell a STORY(a subject Course).

The Practical knowhow of using CHESS to transfer knowledge in form of tiny data is SHAKABULAN EDUCATIONAL SYSTEM.

S.E.S is a system of education that prefers the use of signs and symbols to serve as communication bridge in order to ignite excitement in student and foster SELF LEARNING skill that will arise from self-interpretational psyche

Chess as a Game carries some psychological effect and increase the awareness of the chess player to their real life problems – a process that literally raise the INTELLECT resulting to different change in behaviors e.g. CALMNESS- as Moves cannot be returned on the chess board, this is the first unconscious result of CHESS on Human's Psyche.

- The Objective of using Chess as a BRIDGE of EDUCATION is to Create student and Teachers who will truly believe in themselves and the purpose is to Spark self-learning and excitement in Teachers and Student alike while certifying the true understanding of subject course as chess analogy of a subject course cannot be done by a novice of the subject course because it requires true understanding before it can be analyzed with CHESS

BODY-The first activity of S.E.S is to ignite an Excitement in student resulting from self-interpretational psyche of how chess board analyses their course of study , hence the brain has been prepared for Critical thinking , a skill needed for a successful Educational Program.

SES is a Versatile and Flexible system of Education involved in the Processing of Knowledge through the chess board.

S.E.E is setting a standard of education that will unveil all form of intellect because the CHESS BOARD encompass all the distinguish areas of people's activity and at such brings out the diversity in students.

- Using Language as a Bridge to transfer knowledge between a teacher and a student leads to the possession of knowledge but using S.E.S as a bridge creates an **in-between**. An In-Between actively involved in scrutinizing and analyzing the knowledge to be possessed and this 'In-Between' is actively occupied with **Critical and Analytical Thinking Skills**- these will be used by the student for self-learning, Hence lessening the use of language to foster Understanding.

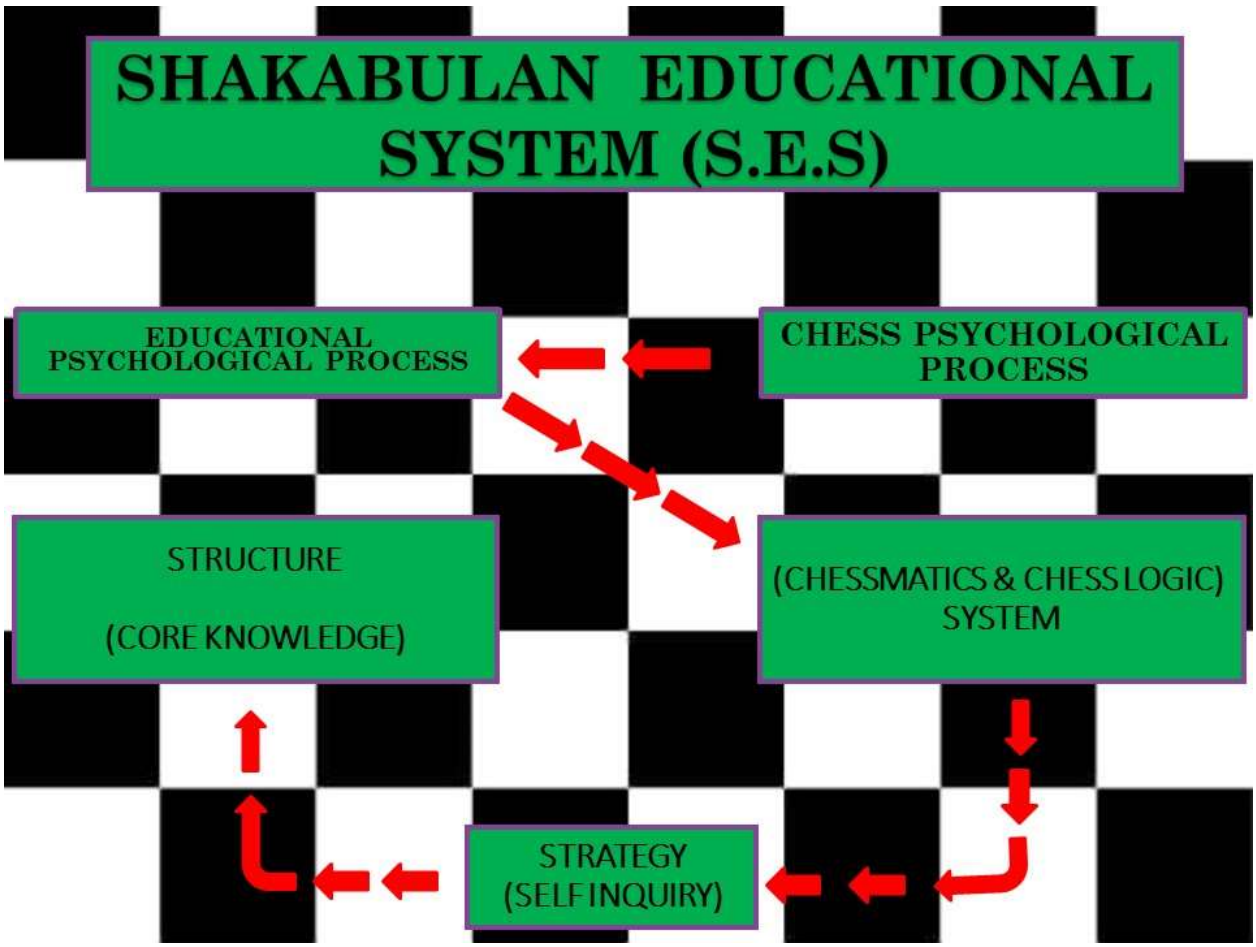

CHESSMATICS & CHESSLOGIC- Chessmatics can be defined as the science of chess Piece, board orientation and the Relationship between them. It is the process of inserting chess piece, pawn story(philosophies) &board orientation to arrive at an INFORMATION that will critically fit the analysis(scope) of a subject course(sciences). The scope of the subject course must be understood after which a chesstorian will use Chessmatics to design an Analogy that will focus on the scope of the subject.

Chesslogic can be defined as the science of making Inferences from the proper understanding of Chessmatics. It involves the process of analyzing chess data's in order to understand the information provided and this data will then be used to buttress a knowledge. A tactics is always the best to use in this case e.g. ZUGZWANG, ZUGZWICHENG, DISCOVERED CHECK, the PINNED, the PINNING and the SCREENED etc.

The use of CHESSMATICS & CHESSLOGIC promote CRITICAL THINKING AND ANALYTICAL THINING SKILLS respectively.

S.E.S ON THE METABOLISM OF CARBOHYDRATE

KING- **GLYCOLYSIS**	QUEEN- **GLUCONEOGENESIS**
BISHOP- **GLYCOGENESIS**	BISHOP- **GLYCOGENOLYSIS**
KNIGHT- **FRUCTOSE & GALACTOSE**	KNIGHT- **PENTOSE PHOSPHATE PATHWAY**
ROOK- **INSULIN**	ROOK-**GLUCAGON**

CHO metabolism is concerned about the breakdown and inter-conversion of carbohydrate(CHO) in a living organism and the core Purpose of this study is to be able to maintain, Regulate and control all metabolic Pathways.

HINT- The living organism in this study should be viewed as the CHESS BOARD



while, the pieces(Officials)

will symbolize the various pathways (glycolysis, gluconeogenesis etc.)involved in the metabolism of CHO. The Importance of each pathway varies and arrangement is key starting from the KING(GLYCOLYSIS) and ROOK as the least reason is because, the primary fuel for living organism is glucose and other pathways have a way of finding their way back to glucose which in turn enters into the Kings Pathway -This makes the Glucose Pathway(Glycolysis) important and the hormones represent the Rook stimulating and Regulating the Pathways

KING (GLYCOLYSIS)- This pathway occur after the intake of a carbohydrate containing food. The carbohydrate content in the food(glucose) will undergo a 3 phase steps in breaking down the glucose into energy.

- In the first phase 2ATP is released as temporary energy and this phase symbolizes the beginning of glycolysis.

MOVE- The King Pawn moves from e2-24 producing 2ATP at the end of this phase and releasing chemical energy.

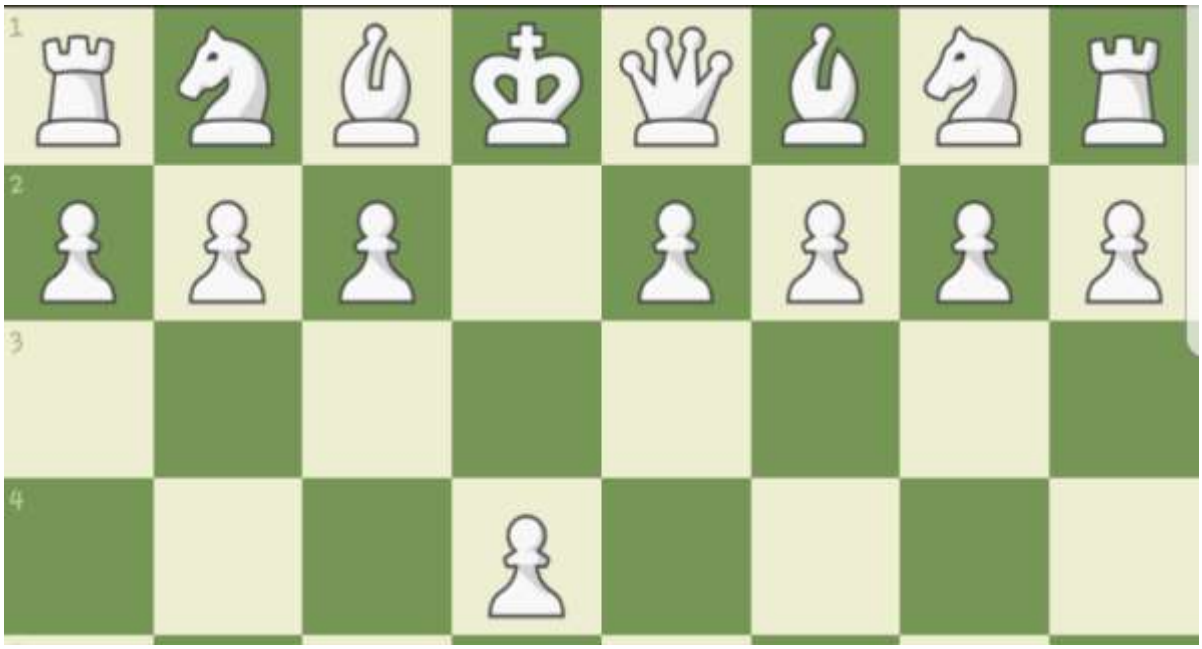

- The second Phase of Glycolysis uses the chemical energy released to produce ATP & NADH

MOVE-The King Moves from Ke1 to Ke2

- This is the Third Phase –the regulatory phase of Glycolysis and Pyruvate is the end product yielding 30-32 ATP

MOVE- The checkmate move is Ke3, completing the breakdown of Glucose after making 30-32 moves.

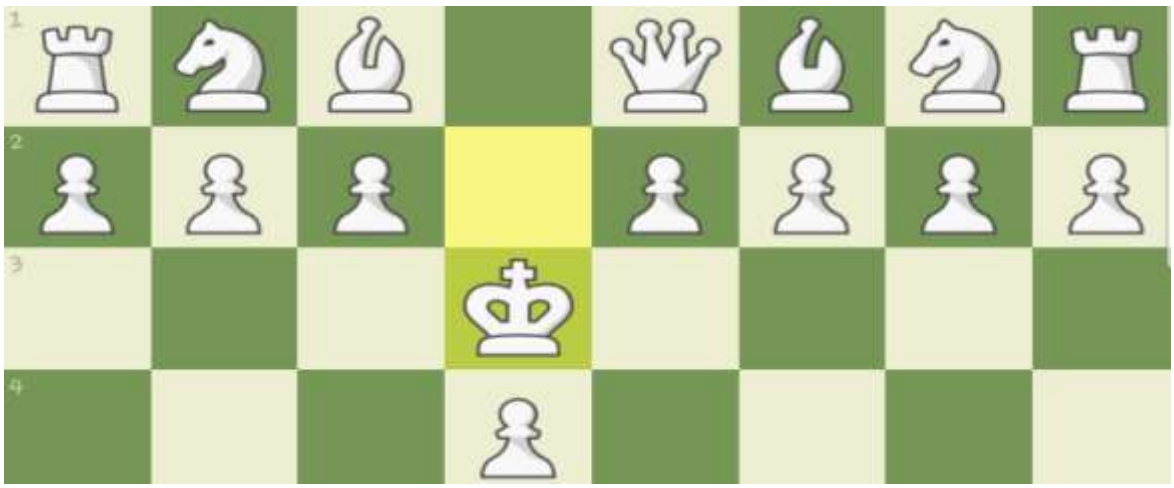

QUEEN- This pathway occurs after the living organism has been forced into a ZUGZWANG –When the body system is been forced to generate energy(glucose) from non- carbohydrate molecules (protein, Lipid). This ZUGZWANG occurs when there is low amount of blood sugar. This pathway is the reversal of Kings Pathway

It is a 2 phase step

- The Initial Step occurs through carboxylation of non carbohydrate molecule e.g Pyruvate to form OxaloAcetate

MOVE-d2 pawn moves to d3 starting the process



- The Last Step is the reversal of Pyruvate through Glycolysis to produce glucose needed, this step is the regulatory step

MOVE- the queen takes a step forward to qd2.

Kingside BISHOP(GLYCOGENESIS)-This pathway pawn only moves when the living organism is triggered to store excess glucose as glycogen and it stands(occurs) on the Liver Square.
Note-CHESSLOGIC WILL BE BEST TO EXPLAIN MOVE- Pathway Remain Pinned Until triggered by the Rooks

Queenside BISHOP-This process is only kick started when there is urgent need for Glucose in the living organism usually during exercise or danger, the pathway cleaves out a glucose molecule and pass it on to Kings Pathway
Note-CHESSLOGIC WILL BE BEST TO EXPLAIN MOVES- Pathway Remain Pinned Until triggered by the Rooks

Queenside KNIGHT-(FRUCTOSE & GALACTOSE PATHWAY)- Glucose and Galactose are both Carbohydrate molecule but fructose is gotten from fruit and Galactose from milk produce respectively, making it impossible for them to undergo glycolysis except in their own style and through their own distinct move.

- The Fructolytic pathways replenishes Liver glycogen in times of Low Glycogen storage-MOVE 1
- After the Intake of Milk the body must undergo a 2 phase process before it can produce glucose- MOVE 2

MOVE- The Knight will move twice starting from Nb1-Nc3,

Nc3- Ne2 making it to the Kings File



And on this file, the glucose produced will undergo glycolysis.

Kingside Knight- (PENTOSE PHOSPHATE PATHWAY) –by oxidizing glucose,energy can be produced, used predominantly in Plant and used in TCA cycle to harvest energy

MOVE- The kingside Knight moves to Nf3 ready to oxidize glucose molecule

Kingside ROOK- INSULIN –majorly concerned with utilizing the Glucose in the blood sugar so as to maintain and regulate , it is important to monitor this hormones as it is the driving force of all Pathway we have analysed and this rook must be placed at location that will serve our interest in disease conditions and medical diagnosis e.g. diabetes type 1 (ZERO insulin) and type 2 (Little or semi-active Insulin)

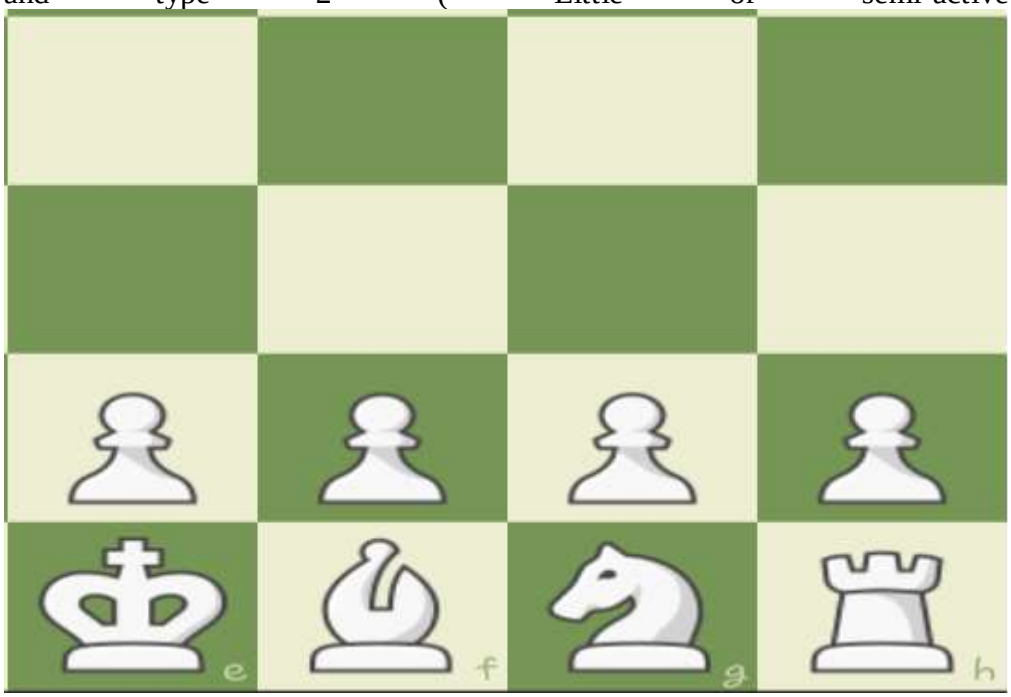

Queenside ROOK- GLUCAGON- the presence of this hormone in any cell triggers a pathway in response to the cell in need of Glucose. Glucagon always call for the presence of glucose in cell

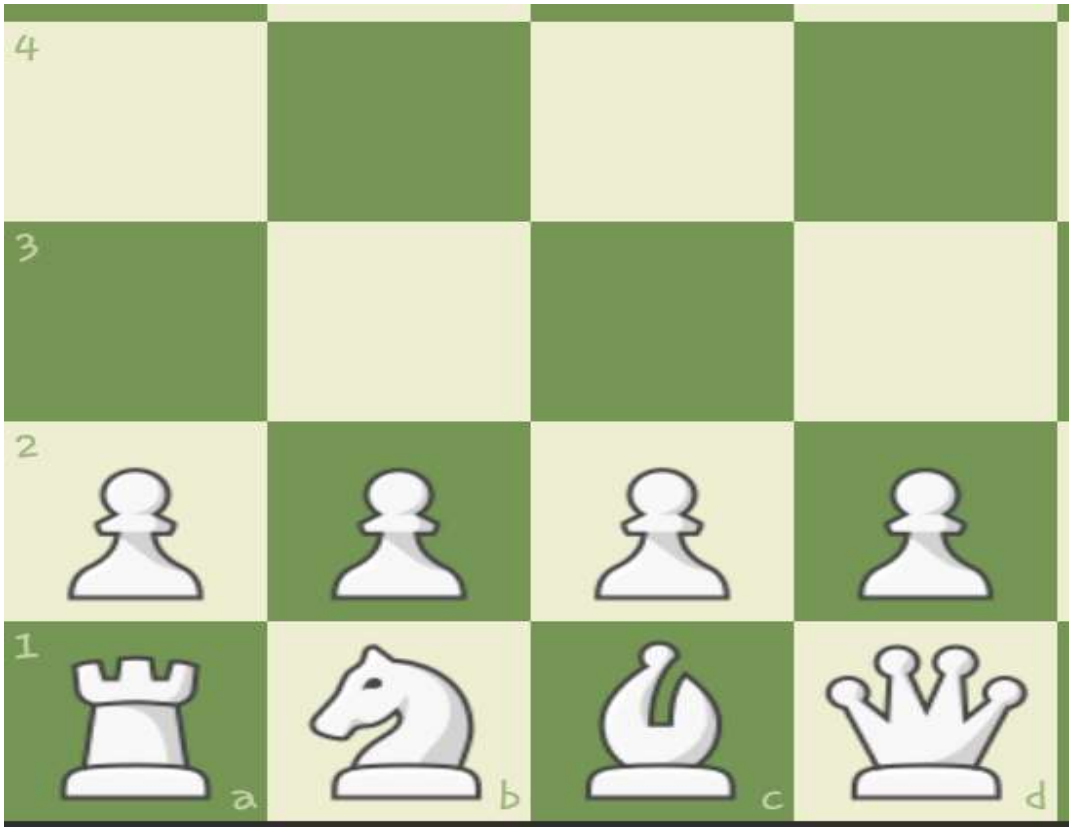

Regulation, Control and Maintenance of the Chess Board (living organism)
These 2 rooks are the main Regulating and controlling tool used by scientist in tackling CHO metabolism related problems. However, the similarities and difference between Insulin & Glucagon if properly understood will help explain, analyse and show mastery of all Pathways involved in this Study, interpreting each symbols(pieces) with insulin, epinephrine, glucagon and other hormones will advance student understanding on dealing with real life Patient.



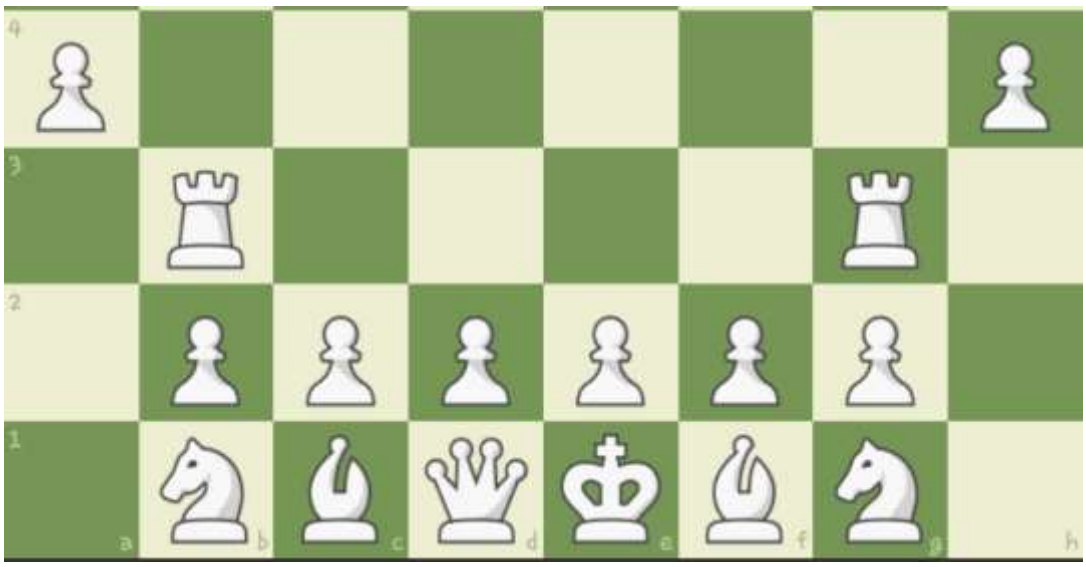

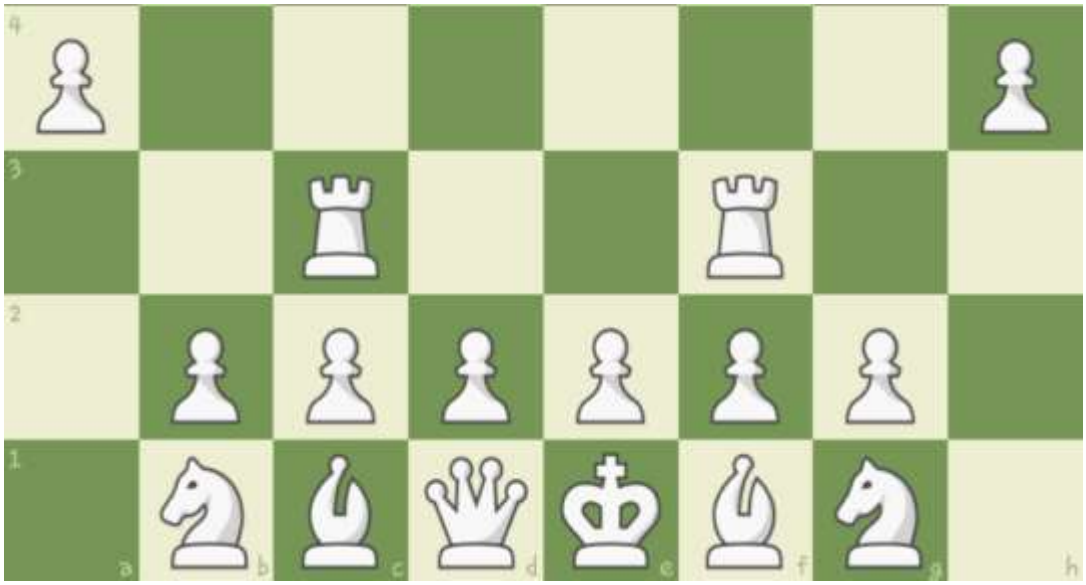

CONCLUSION- *Input-Process-Output*, a system usually requires a professional to use them especially at the Input Stage e.g. IFA -a system of divination in Yoruba land(Western Africa) is all about some 200,000 verses(knowledge) **coded** inside a NUT through binary (smooth and Rough) and **processed** to give an **answer** (verse). The input process was done by Orunmila centuries ago and the processing of the system is done by a professional called Baba-Alawo to give an output (a verse from the input), Hence, giving solutions to whoever came seeking.

A Nut Piece with 2Binary Orientation (smooth and Rough) and an un-sketched board saved 6volumes of bible, 6 chess Piece and a sketched board has billions of orientation and will save all Knowledge human has CONCIEVED, right on the board.

In ancient Africa Signs and symbols are not only used to process knowledge(data) but also to predict the future , SES is providing change , a change that suits modern day philosophies of

Learning from Home, an Informal form of education but yet effective and this huge amount of change is what Reality has turned to, the Future will be way different .THIS IS EDUCATIONAL REVOLUTION , S.E.S will Change the HUMAN MIND.
THANK YOU!!!

ASSESSMENT OF THE IMPACT OF THE MITIGATION OF CORONAVIRUS PANDEMIC ON SCHOOL CHILDREN AGED 5 TO 12 YEARS IN NIGERIA: A COMPARATIVE ANALYSIS OF URBAN AND RURAL AREAS IN AKWA IBOM S TATE.

Boniface S. Akpan
Grace E. Udongwo
Akwa Ibom State College of Education, Afaha Nsit

Abstract
This study examined the impact of the mitigation of coronavirus pandemic on school children aged 5 to 12 years in Akwa Ibom State. The study adopted a survey design. A total of 180 primary school teachers were used as respondents, randomly selected from 18 communities in Akwa Ibom State, comprising 9 urban communities and 9 rural communities. A 15 - item researcher structured questionnaire was used to gather data for the study. The instrument was face - validated by three research experts. The researcher made use of test-retest reliability index to ascertain the reliability of the questionnaire. Three research questions were formulated to guide the study. Responses were analyzed using chi - square. Findings revealed that children in rural communities indulge in high consumption of local herbs and concoctions which creates high immunity and enhances body resistance against infections like coronavirus and its likes. It was revealed also, that the urban communities are highly exposed to environmental hazards, especially within highly populated areas. This aids easy spread of the disease among people. It was therefore recommended that Government, NGOs , and other stake holders create enough avenues and support for harnessing local herbal medical practices, which prove to be effective in curdling the spread and survival of coronavirus.

Keywords: Coronavirus, school, children, mitigation, herbs

Peculiarities of Islamic Education in Kyrgyzstan

Gulmiza Seitalieva
International University of Kyrgyzstan

Abstract
Islam for Kyrgyzstan is a powerful factor in national identity. It has deep historical roots and educational traditions developed in the Middle Ages. However, all of them were lost. Today, in the republic, a new concept of what an Islamic education should be from scratch is being built.
Six coexisting educational traditions can be traced in the republic: hujra, the tradition of Soviet religious education, artisanal education, the Turkish model of Islamic education, "traditional or classical" Islamic education, and the Kyrgyz model of Islamic education, which begins to emerge as a result of discussions between representatives of the Muslim clergy and Kyrgyz government.

Under pressure from the Ministry of Education of the Kyrgyz Republic, the Muftiate approved new Curriculums, which, however, turned out to be incapable and formal. The state requires Islamic educational institutions to introduce secular disciplines that allow believers to integrate into the modern multiconfessional and multicultural world. Moreover, the state itself does not provide financially for its requirements. Religious educational institutions formally report on their teaching. A new curriculum standard also requires conformity with Hanafi madhhab. At the same time, the Government of the Kyrgyz Republic entered into an agreement with Saudi Arabia to open an Islamic Academy in the republic under the full patronage of the Saudis. This means introducing Wahhabi ideology into the process of teaching Islam. The actions of state bodies themselves, due to incompetence, create precedents for many crises that can cost the entire state in the future.

Graduates of Islamic educational institutions of Kyrgyzstan without receiving a quality education, without a profession that will help them feed themselves and their families, today have become a time bomb. Among them, dissatisfaction with unemployment is growing. Their worldview is gradually radicalizing regarding both secularism and many legal concepts. An offensive against women's rights is in full swing in the republic.

Keywords: Islamic education, secularism, hujra, artisanal education, the Turkish model of Islamic education, traditional religious education, radicalization, Wahhabi ideology, unemployment, discrimination of women's rights

Introduction

Kyrgyzstan boasts a number of Islamic educational institutions many times over its fellow Central Asian republics. According to the *Muslimdarynyn Din Bashkarmalygy* (the Muslim Religious Oversight Committee, also known as the Muslim Spiritual Board or the "*Muftiyat*"), in 2012 there were 55 *madrassah*s (Islamic schools or colleges), 7 Islamic studies institutes, and the Bishkek Islamic University. According to the State Commission on Religion Affairs (SCRA), another governmental body, as of 2014 Kyrgyzstan gained an additional eight *madrassah*s, meaning 63 in total. Nowadays we have already more than 120 madrassas. So, with population of 6.3 million Kyrgyzstan had twelve times higher number of Islamic educational institutions than neighboring Uzbekistan and six times higher than Tajikistan. With populations of 33 million and 9 million respectively, Uzbekistan and Tajikistan have 10 and 20 *madrassah*s.[1]

For understanding what is happening with students' worldview during their studying in Islamic educational institutions, I have conducted field research during the periods 2002-2004 and 2012-2014 on the issue of Islamic education in Kyrgyzstan (officially known as the Kyrgyz Republic). There were examined the curricula and observed the student life of 15 Islamic educational institutions and 3 university-level theological departments in 5 *oblast*s of Kyrgyzstan, as well as in Bishkek and Osh cities.[2]
It was first research that dedicated to curricula and students' life. Most of the Islamic administrators I interviewed claimed that their most frequent visitors were representatives of the State National Security Committee.

My initial research frameworks and questions were:

1. Comparative analysis of curricula of Islamic religious institutions.
2. What kind of influence has religious education had upon the worldviews and cultural values of students?
3. What are Muslim students' attitudes to secularism and democracy?
4. How do Muslim students see the place of Islam in a secular state?

During the field research, the following additional specific questions were formulated:

1. What are students' reasons or motivations for studying at Islamic educational institutions?
2. What are Muslim students' beliefs and attitudes about the relationship between the genders?

Theoretical-methodological approach

[1] Note that this data is not exact.
[2] The complete list of institutions researched can be found at the end of this article.

As a research methodology, I used a combination of participant observation, structured, unstructured and semi-structured interviews, and focus groups.

Specifically:

(A) I observed and analyzed teaching processes, student life, and class curricula, as well as conducted numerous interviews with students and teachers in which I inquired about their values, their understanding of what it means to be Muslim, and their attitudes toward secularism and gender relations.

(B) The structured interviews were used for administrators and unstructured and semi-structured interviews for teachers and students. Administrators naturally felt more comfortable with structured interviews due to their own time constraints, as well as their concerns about making any statements that could be misinterpreted as promoting radicalism.

(C) Engaging in unstructured and semi-structured interviews of students afforded me the opportunity to collect narrative content about student life, as well as their motives for undergoing religious education, their thoughts regarding its efficacy, and their thoughts on secularism and gender relations. Such narrative content I then used in case studies for new courses which I taught at my faculty in the International University of Kyrgyzstan (known by its Russian acronym MUK, for *Mezhdunarodnyj universitet Kyrgyzstana*), which was in-itself an interesting endeavor as it enabled me to look at the content through the perspective of secular students. In total, these methods ensured an adequate dialogue between me as researcher and those with whom I interacted during fieldwork, enabling a substantive exploration into the socially constructed meanings, values, and understandings of Kyrgyzstan's Muslim students and their teachers.

It was important that I took a philosophical approach to the analysis of Islamic education, as it helped to keep an accurate psychological distance from the atmosphere of religiosity into which I stepped, thereby maintaining my scientific independence. Of course, it was very difficult to abstract scientific insights from the warm human relationships that were established during the fieldwork.

General findings

My research indicated that Kyrgyzstan's Islamic educational institutions may be categorized according to the following five models:

1. Soviet “Underground” *hudzhra* model
2. Soviet “Official” model
3. Turkish “Statist” and “Liberal” model
4. Kyrgyz “Localized” model
5. “Traditional” or “Classical” *madrassah* model

In terms of alumni participation in their *alma mater*s, my research indicated a high level of activity in this regard. Specifically, nearly every one of my interviewees spoke about the importance and even necessity to spread the knowledge about Islam that they had gained to the maximum number of inhabitants and especially youth of Kyrgyzstan. I believe that the alumni's enthusiasm may be a significant factor in the spread of Islamic education in Kyrgyzstan. However, this will require more research. Nonetheless, it is clear that the number

of new students enrolling in Islamic educational institutions has been steadily rising, and particularly evident are female students.

The Islamic educational sector certainly has ambitions. Former Mufti Chubak-ajy Jalilov expressed during an interview that *madrassah*s should be opened at every mosque in Kyrgyzstan. He also emphasized the importance of attracting girls and women to Islamic education, explaining that due to their position as mothers, it is they more than men who will transmit Islamic values to children.

In comparison to my earlier 2002-2004 fieldwork, my last fieldwork indicated some positive shifts in Islamic education:

- By their nature *hudzhra*s are difficult for state authorities to regulate. The emergence of more formal Islamic educational institutions thus brings Islamic education within the reach and oversight of officialdom.
- The Mufityat, obeying the requirement of the State Commission on Religious Affairs under the Government of the Kyrgyz Republic (SCRA KR), has developed a standard curriculum for all Islamic educational institutions. This was a challenge for the Mufityat as there was a dissonance between those who had received their education in Uzbekistan (particularly Tashkent and Bukhara), in Arab-Islamic countries, and in Kyrgyzstan. Nevertheless, a curriculum was successfully designed and instituted in September 2014, and already has taken root in Islamic educational institutions across the country.
- During the period of my previous fieldwork, teachers in Islamic educational institutions were poorly trained, both in content knowledge and pedagogical method. Today, they have all received formal education from *madrassah*s, institutes, and universities, and a few even possess PhD degrees. Note that that majority of today's PhD teachers graduated Turkish Islamic educational institutions.
- Teachers have begun writing their own textbooks, instruction manuals, and general literature, some of which has surprising popularity among the general population. Textbook themes include, “Secrets of the two worlds”, “Questions of Shariah considered for women”, “Marriage and Family”, and “Reasons of weakness”. There have been substantial translations into Russian and Kyrgyz of the *hadith*s and commentaries of Al Bukhari and Abu Khamid Gassali, among others. Interestingly, some teachers are able to earn considerable additional income alongside their teaching salaries from book-writing.

In-depth findings

A. Education models

Let us now consider each of my five categories more in-depthly:

1. Soviet “Underground” *hudzhra* model

A *hudzhra* (from the Arabic word for “room”) is a cell, small room, or separate lodge. It was used in a figurative sense as a type of underground or illegal Muslim training facility in the

Soviet period mainly in Central Asia. During the Soviet era, the content of education tended to draw on whatever traditional or classical sources of Islamic exegesis and historiography had survived the Stalin-era purges of *ulema* (traditional Islamic scholars), whether physically or in oral form, or which had been subsequently smuggled into the Soviet Union as contraband or *samizdat* (hand-reproduced copies of censored or banned materials). Today, *hudzhra*s can potentially have access to more sophisticated educational literature and tools .

Today, *hudzhra* education is given through private and individual training at the home of the teacher. Interestingly, many alumni of Kyrgyzstan's modern formal Islamic educational institutions opt to continue with this tradition after graduation. It will require further research to understand why, as well as to more specifically assess the quality of teaching materials used by *hudzhra* teachers.

Nonetheless, in terms of content it can be said that *hudzhra*s generally promote a very conservative interpretation of Islam. With respect to the relationship toward the secular democratic government, the vision of Islam promoted by the average *hudzhra* does appear to be conciliatory in the short- to medium-term but theocratic in the long-term. As for modern women's rights, it also tends to be strongly patriarchal, as I will discuss further below.

2. Soviet “Official” model

Sunni Islam does not normally prescribe any formal clerical hierarchy as one can see in Twelver Shia Islam or other religions such as Roman Catholic Christianity. However, during the Soviet era Central Asia developed what could be described as a uniquely “bureaucratic” form of Sunnism. In 1943, Communist authorities established the Spiritual Directorate of Muslims of Central Asia and Kazakhstan (*Duhovnoe Upravlenie Musul’man Srednej Azii I Kazahstana*, or SADUM), headquartered in Tashkent, Uzbekistan.

In terms of content, the Soviet model of Islam emphasized the religion's obedience to secular state authorities. This model appears for surviving Islam. It became clear how explained and interpreted Islam Ziyauddin Babakhan Mufti of Tashkent: “1. Affirmation of Islam as a bulwark of progress, disseminator of knowledge, promoter of education, preceptor of equality, bearer of freedom, the religion of peace and friendship, defense of Islamic rituals as scientific value, idealization of pristine Islam; 2. Portraying of Prophet Muhammad as a “democrat, reformer and revolutionary, even a socialist”; 3. Reconciliation Islam with socialism and communism; always praising economic, social and cultural policies the Soviet regime, never mentioning its atheistic dimension; 4. Modernization of the Sharia rules especially with regard to women, the family, and daily life.”[3]

It was also generally (and perhaps purposefully) ignorant of the traditional or classical systems of Islamic exegesis and historiography.[4] In the post-Soviet period, much of this ignorance has been corrected. However, the model of obedience of secular state authorities continues.

The Soviets established only two Islamic educational institutions for all of Central Asia, both of them in Uzbekistan: Imam Bukhari of Tashkent and Mir Arab of Bukhara. The end of the

[3] Seyfettin Ersahin. “The Official Interpretation of Islam under the Soviet Regime. A Base for Understanding of Contemporary Central Asia”. *Journal of Religious Culture,* No. 77 (2005), p.15.

[4] See: Alexandre Bennigsen and Chantal Lemercier Quelquejay, “'Official' Islam in the Soviet Union”. *Religion in Communist Lands,* Volume 7, Issue 3 (1979), pp. 148-159.

Soviet Union brought the end of SADUM and its dissolution into national *muftiyat*s, such as Kyrgyzstan's. Nevertheless, Tashkent and Bukhara have remained a key center of Islamic educational training in Central Asia.

Most of Kyrgyzstan's active, well-known, and older figures of Islamic education are alumnus of these two institutions. Among them are the rectors of the Tokmok Islamic Institute and the Islamic Institute Named after Abdyjaparov in the Kara-Suu region.

To this model of Islamic institution belongs Tokmok Islamic Institute Named after Lukman al Khakim and Islamic *madrassah*s "Mustafa" under the Muftiyat of the Kyrgyz Republic.

3. Turkish "Statist" and "Liberal" models[5]

There are two Turkish models: a government-approved model originating from the presidential administration of Recep Tayyip Erdoğan, and an alternative model arising from the Hizmet movement of Fethullah Gülen. Note that the Hizmet movement began in Turkey but eventually relocated its leadership to the United States, and that prior to 2013 it was unofficially aligned with the Turkish government; there has since been an apparent falling out between Erdoğan and Gülen.[6] As a result, these two models are embroiled in a competition for influence, not only in Kyrgyzstan but throughout Central Asia.

Broadly-speaking, the two models can be described as "statist" and "liberal" in the classical political scientific understanding of the terms. In terms of content, the statist model inculcates an understanding of Islam that first and foremost represents the interests of the state. To my understanding, what distinguishes the Turkish liberal model from the Soviet model of obedience are the following two points. First, in the former Islam is still permitted a critical role, especially with respect to the morals of society and governance, whereas in the latter Islam is really the handmaiden of the state, serving to justify every policy. Second, in the former Islam is part of a robust civic identity, whereas in the latter Islam is ultimately something to be shed by the average citizen, as per Marxist-Leninism's hostility toward religiosity in general. Note that many students in Kyrgyzstan have also described the liberal model as "pan-Turkic" or "pro-Turkish government" in nature. This may not reflect the Turkish liberal model in general but only its specific incarnation or reception here inside Kyrgyzstan.

Statist model was developed into Hizment movement by Fethulah Gulen through the International activity and clear Islamic-Turkish rhetoric was changed to combining Islamic ideology with secularism, democracy, tolerance and globalization.

Indeed, to my understanding it does not seem to diverge from specifically American-style humanistic values in any significant way, save for perhaps having a generally more conservative social attitude.

---

[5]Thanks to my colleague Christopher Schwartz for his contributions to this sub-section on the differences between and within the two Turkish models, as well as his contributions on the contestability of Kyrgyz Islam in the next sub-section.

[6] See: Bayram Balci, "The Gülen Movement and Turkish Soft Power", Carnegie Endowment for International Peace, February 4, 2014: http://carnegieendowment.org/2014/02/04/g%C3%BClen-movement-and-turkish-soft-power

The difference in orientation between the two models is perhaps seen most clearly by considering their primary languages of instruction: Turkish among the government-backed institutions, English (but not always) among the Liberal-backed ones.

Both statist and liberal models have common feature – Pan-Turkism and Islamisation of Kyrgyz society. "Gulen argues that social well-being and modern societies cannot function on the basis of self-interest (*menfaat*) alone, but only become meaningful and stable if they are vernacularized or framed within a particular religious moral worldview (i.e., *ihlas*)".[7] Nonetheless, they also share important things in common, at least for the moment. For instance, and quite notably, the majority of female students at both statist and liberal schools do not appear to wear the *hijab* (traditional Islamic female head-covering).

In Kyrgyzstan, the liberal model is pre-eminent in the sense of being the most "out in the open" or in clear view of the public. Its foremost representatives or promulgators is the Theological Department of the Kyrgyz-Turkish University "Manas". The statist model appears to prefer a very clear form of influence in the Osh Theological Department, the Theological Department of the Humanitarian Institute "Arashan", Kyrgyz-Turkish the International Atatürk-Alatoo University (IAAU), the Silk Road International School (SRIS) and the Sebat schools.[8] All of these institutions, both statist and liberal, award diplomas that are recognized by Ministry of Education of the Kyrgyz Republic.

4. Kyrgyz "localized" model

This model in terms of content means that Islam is taught as it is imagined by the founders and administration of spontaneously-opened *madrassah*s and small institutes. Unfortunately, most of these individuals had no fundamental Islamic education. Majority of these institutions weakly equipped and provide very conservative, potentially authoritarian and highly discriminative concern women ideology among students.

To these institutions in my point of view belongs Islamic Institute named after Abdyjaparov, Imam Azan *madrassah*s and Islamic Institute named after Khazreti Usman.

5. "Traditional" or "classical" *madrassah* model

This model centers around the *madrassah*, the traditional or classical institution of Islamic education. Kyrgyzstan's *madrassah*s are an institutional importation from Arabo-Islamic societies, brought to the country by graduates from Islamic institutes and universities in Egypt, Saudi Arabia, Pakistan, and other countries. In terms of content, although because of certain popular stereotypes one might expect a very normative, "Arabized", or "puritanical" form of

[7] M.Hakan Yavuz. Toward an Islamic Enlightenment. The Gulen Muvement. Oxford University Press, 2013, p. 15.

[8] I did not research the Sebat schools or the Silk Road International School (SRIS). My knowledge of them rests upon information provided to me by my American colleague Christopher Schwartz, who at the time of this paper's writing is working as a world history and citizenship studies teacher at SRIS. Of course, because he is only one source I can neither confirm nor deny his information and assessments, which will require future research.

Islam, in fact these alumni exhibit no uniform understanding of either Islam or what it means to have and give Islamic education.

Most of "traditional" institutions have strong financial and ideological support from Arabic countries. As well as "localized" Islamic institutions they promote generally very conservative and authoritarian worldview. Their conservatism is especially brightly shown to liberal democracy and modern women's rights. Their teachers and students emphasize need to follow in everyday life to Sharia in spite of Kyrgyzstan is secular state. They with reluctance follow the instruction of Muftiyat to implement secular disciplines and complain of finical shortcoming in spite of plenty of Arabic sponsors. They are against of implementing critical thinking among students. One of director said: "It is never possible to modernize Quran or Sunna. But it is possible to change tools and methods of transferring religious education modernizing them".[9] Religious teachers understand modernization as using computers or other technical tools. But not so much in teaching techniques which would promote critical thinking of students. Almost all founders and heads of Islamic educational institutions adhere to the same point of view.

To this model belong majority of Kyrgyzstani Islamic institutions: Bishkek Islamic University, *madrassah*s "Az-Zakhra", *madrassah*s "Sulaiman-Too", Women *madrassah*s "Aisha Siddika", Islamic Ali ibn Abi Talib *madrassah*s, Khalima Innaya *madrassah*s, Islamic Institute "Kuran Nuru", Women Religious Organization "Amina Ajy", Tokmok, Abdulla ibn Masud *madrassah*s, Archa-Beshik District, Bishkek.

B. Changes in values

My research also showed that several deans of theological departments desire to maintain their institutional independence from *madrassah*s and other Islamic educational institutions. From their point of view, theological departments are more progressive in content and style. Nonetheless, I found that an extremely substantial number of graduates of *madrassahs* and Theological departments took quite similar positions on the following issues:

- Islam should have a central or dominant role in the moral education of Kyrgyzstan's youth and general population, and Islamic values should be actively distributed throughout Kyrgyzstani society.
- "Islamic values" are considered to be more spiritually or practically advantageous or superior than "traditional", "local", or "national" (Kyrgyz) values which are from new Muslims point of view commonly believed to be pre- or non-Islamic in origin. Concretely-speaking, only those traditions and practices that are considered to be harmonious or non-contradictory with *shariah* (Islamic law) can be kept.
- The Kyrgyzstani state must transition from its present secular ideology to an Islamic ideology, in which *shariah* is enforced in everyday life. However, this transition can only happen gradually and nonviolently; revolutionary and violent methods are to be sternly rejected. The preferred strategy is through education, specifically by increasing the number of graduates of Islamic religious educational institutions and Qu'ran courses, and spreading Islamic values throughout the general population by example rather than by edict.

[9] Interview was taken by Gulmiza Seitalieva, 2014.

- With respect to the Kyrgyzstani state's official policy of non-interference in religious matters, there is widespread satisfaction.
- With respect to women's rights, women should wear the *hijab*, and ultimately they should be segregated from men in public. The Kyrgyzstani state should also ultimately officially permit polygamy.

The last point is important, as it imagines the most salient break with the current status quo in Kyrgyzstan. My research indeed revealed a real reshaping of gender relations among alumni of Islamic educational institutions. These changes represent a return to a patriarchal conceptual framework that is at the very least alien to the contemporary reality of Kyrgyzstani society.

In full disclosure, I as a female researcher find these changes alarming. Most of girls naively and uncritically accept patriarchal, discriminative to women's rights, values teaching in madrassas. Moreover, they have strong intention to pass these values to their own children.

C. Content weaknesses of Islamic education in Kyrgyzstan

My research showed that there is no substantial difference in curriculums between the various types of Islamic educational institutions in Kyrgyzstan. The only real difference are the lists of secular disciplines that are offered (but even if offered, are not always taught). Generally-speaking, there courses in Kyrgyz language and physical fitness. Sometimes courses are offered in informatics and the history of Kyrgyzstan, as little as once a week or less. In women's *madrasah*s, preference is given to cooking and first aid. This unfortunate reality is happening despite the Muftiyat's demand that a host of secular disciplines be taught, ranging from the history of world religions to geography. Administrators often cite the lack of financing and indicate a kind of pedagogical triage that prioritizes sacred disciplines over secular ones as the reason for this situation.

During my interviews, I found that the students of Islamic educational institutions had no idea what it meant to "think critically", "use a scientific approach", or indeed what it means to conduct scientific research at all. Indeed, so-called "scientific" literature published by teachers at these institutions seem more concerned with promoting the introduction of *shariah* into everyday life than providing a systematic overview of Islam and a critical view of its various interpretations. Problematically, there seems to be no overt justification for the secular nature of the current Kyrgyzstani state in any of this literature.

Assuming that modern women's rights is not only normative but objectively right, then as a group Kyrgyzstan's Islamic educational institutions are inculcating a revision in how gender relations are envisioned that is highly discriminative against women.

Nonetheless, all of the administrations of Kyrgyzstan's Islamic educational institutions emphasize their disagreement with radical Islam. In my view, it seems that they understand "radicalism" to primarily mean method and ethics than content, as ultimately the Kyrgyzstani society they envision is also more or less theocratic.

All administrators state that the official doctrine of Islam in Kyrgyzstan should be the Hanafi Madhab (doctrinal school). Hanafism is indeed considered the most tolerant and flexible of the Sunni madhabahs. However, the incumbent President Jeenbekov and the Ministry of Education signed an agreement with Saudi Arabia to build and open the Academy of Islam. It

is easy to assume that it will turn into the center of Wahhabism for the whole of Central Asia. Along with the opening of the Academy of Islam with the financial, technical and teaching support of the Saudis, Kyrgyzstan may lose the support of all its neighbors: Russia, China, Turkey, Uzbekistan, Tajikistan and Turkmenistan.

Moreover, no one in our government or the administrators of Islamic educational institutions seems to think about how they can deal with radicalization after graduation, when their graduates face the difficult economic and social realities of modern life in Kyrgyzstan. Indeed, my research shows that the vast majority of their graduates face unusually great difficulty finding work in Kyrgyzstan, as many of their diplomas are not officially recognized by the Ministry of Education and Science. This, in turn, is gradually causing these alumni to resent the secular government.

Some conclusions

Improving the quality of Islamic education in Kyrgyzstan cannot be resolved by the Muftiyat or the Islamic educational institutions themselves alone, as there is a real lack of resources on the one hand, and on the other hand the proliferation of these institutions is so spontaneous and swift today that it threatens to outstrip anyone's ability to properly regulate. The situation is not helped by the Mufityat's lack of strict criteria for registration. During the course of my fieldwork, I discovered several officially recognized “institutes” that were barely more than a handful of classroom: the Islamic institute “Rasul Akram” has four teachers and 14 students, with an additional branch campus with only one teacher and 20 students; the institute “Lukman Al Hakeem” has eight teachers and 25 students; Azreti Ali's *madrassah* has three teachers and 25 students; and Azreti Usman's *madrassah* has two teachers and seven students.

Moreover, the Muftiyat itself shares many Islamic educational administrators' attitude that sacred disciplines take priority over secular disciplines, or in other words they ultimately have purely religious interests rather than civic or more broadly-speaking educational interests. Nonetheless, the Kyrgyzstani government still is able to exert a strong influence upon believers, as is evidenced by the ubiquity of administrators' claims.

Kyrgyzstani government should make a hard move toward constructing an Islamic educational system which expand Curriculums through the civil disciplines which will develop critical thinking and exclude conservative and potentially authoritarian ideology among students.

Acknowledgments

I would like to express my gratitude to Christopher Schwartz for checking my article in preparation for publication.

References

1. Alexandre Bennigsen and Chantal Lemercier Quelquejay, “'Official' Islam in the Soviet Union”. *Religion in Communist Lands*, Volume 7, Issue 3 (1979), pp. 148-159.

2. Bayram Balci, "The Gülen Movement and Turkish Soft Power", Carnegie Endowment for International Peace, February 4, 2014: http://carnegieendowment.org/2014/02/04/g%C3%BClen-movement-and-turkish-soft-power
3. M.Hakan Yavuz. Toward an Islamic Enlightenment. The Gulen Muvement. Oxford University Press, 2013, p. 15.
4. Seyfettin Ersahin. "The Official Interpretation of Islam under the Soviet Regime. A Base for Understanding of Contemporary Central Asia". *Journal of Religious Culture,* No. 77 (2005), p.15.

TEACHING ENGLISH THROUGH DISTANCE EDUCATION: MAIN PROBLEMS AND PERSPECTIVES

Dr. Gulshan MAHARRAMOVA
Azerbaijan University of Languages

Abstract
As a result of scientific along with technological advances in plenty of areas, the need for people to interact with diverse cultures as well as societies, and therefore the fact that only the mother tongue is not enough for people in the process of multifaceted communication, has become a reality. In this regard, the importance of English, which has become the language of international communication in the process of globalization, is growing worldwide. For this purpose, they update curricula and utilize different methods together with techniques.
Distance education is an interactive approach to teaching, such as guiding, interacting, as well as forward-looking planning, such as curriculum planning, and learning strategies, through e-resources that allow students along with teachers to be physically separate.
Distance education program is a system that implements education by connecting students and teaching resources. Another aspect of this educational program is that it takes full strength of available resources and has to keep up with evolving technology. The growing importance of English and the ease of access to distance learning technologies in education have made it necessary to apply distance learning practices in English language classes at universities. We can perceive the following features of distance education in the English language teaching:

1. The teaching process is mainly carried out in separate environments of the teacher together with the student.
2. This happens regardless of the place and time of training.
3. The duration of the course varies in accord with the wishes of the students.
4. By distance education, the learning process can be easily communicated to the general public.
5. The student can listen or watch the topic repeatedly until he/she has mastered the topic individually.

6. Those who do not have enough time for full-time education due to work and personal problems can easily take merit of distance learning opportunities.

The main features of distance education, especially the pros of teaching English, methodological aspects and other issues will be reflected in the article in detail.

Keywords: distance education, foreign language, English, methodology, perspectives

UZAKTAN EĞİTİM YOLUYLA İNGİLİZCE ÖĞRETİMİ: ESAS SORUNLAR VE PERSPEKTİFLER

Özet

Birçok alanda meydana gelen teknolojik gelişmelerle birlikte artık insanların farklı kültür ve toplumlarla iletişim kurma ihtiyacı yaşadığı ve bunun için de sadece ana dillerinin insanlara artık yetmiyor olduğu bir gerçektir. Bu açıdan günümüzde küreselleşme sürecinde tüm dünyada, karşı konulamaz bir şekilde iletişim dili haline gelen İngilizcenin önemi artmaktadır. Devletler küresel dünyada var olabilecek, diğer kültür ve insanlarla iletişim kurabilecek yurttaşlara sahip olabilmek amacıyla İngilizcenin öğretimine bir hayli önem vermektedirler. Bu amaçla öğretim programlarını yenilemekte, farklı yöntem ve teknikler kullanmaktadırlar. İngilizce öğretimin gerçekleştirilebileceği çağdaş eğitim biçimlerinden biri de uzaktan eğitimdir.

Uzaktan eğitim, hem açıklama, soru sorma, rehberlik etme gibi öğretimin etkileşimli kısmının hem de programın planlanması, hedeflerin seçilmesi veya öğretim stratejilerinin belirlenmesi gibi ileriye dönük planlama kısmının öğrenci ve öğretmenin fiziksel olarak ayrı ortamlarda bulunması sebebiyle basılı, mekanik ya da elektronik aletler vesilesiyle yapıldığı bir eğitim türüdür.

Uzaktan eğitim programı, öğrencilerle öğretim kaynaklarını birbirine bağlayarak eğitimi uygulayan bir sistemdir. Bu eğitim programı eğitim alanında en öncül yer almakla beraber, diğer öğretim yöntemlerini güçlendiren bir program gibi de tanımlanmaktadır.

İngilizcenin artan önemi ve eğitimde uzaktan eğitim teknolojilerinin kolay erişilebilir oluşu üniversitelerde de uzaktan eğitim denemelerinin İngilizce dersleri üzerinde yapılmasını kaçınılmaz kılmıştır. İngilizce öğretiminde uzaktan eğitimin aşağıdaki özelliklerini görebiliriz:

1. Öğretim sürecinin büyük çoğunluğunda öğretmen ve öğrenci fiziksel olarak ayrı ortamdadırlar.
2. Eğitim yer veya zamandan bağımsız olarak yapılır.
3. Ders süreleri kişiye göre değişebilir.
4. Uzaktan eğitim sayesinde daha geniş kitlelere rahat bir şekilde ulaşmak mümkündür.
5. Öğrenci bireysel olarak konuyu tamamıyla kavradığını hissedene kadar konuyu tekrar dinleyebilir ya da izleyebilir.
6. İşi veya sorumlulukları sebebiyle yeterince vakti olmayan kişiler bile rahat bir şekilde uzaktan eğitime katılabilirler.

Çalışmamızda uzaktan eğitimin temel özellikleri, ayrıca İngilizce öğretiminin avantajları, metodolojik yönleri vb. meseleler ayrıntılı olarak ele alınacaktır.

Anahtar Kelimeler: Uzaktan Eğitim, Yabancı Dil, İngilizce, Metot, Perspektifler

INTRODUCTION

People gained necessity to communicate with diverse cultures as well as societies in the result of scientific along with technological developments in plenty of areas, and it has become a reality that knowing only the mother language is not enough in the process of multifaceted communication. This is the main reason why the importance of English, which has become the language of international communication in the globalization process, is constantly growing around the world. Governments pay great attention to the teaching of English in order to be aware of the cultures that exist in the global world and to communicate with people. For this purpose, curricula are updated, and different methods along with techniques are used. One of the modern forms of education in English is distance education.

It is obvious that today there is a great need to learn foreign languages quickly and in a short period for various purposes. Currently, people want to learn a foreign language as well as integrate into the world values in a short time without spending a great deal of time and traveling long distances. In fact, there are many reasons for this, for instance, to combine work along with study life, to achieve career success, to study abroad, to acquire knowledge in additional specialities and so on. Nevertheless, the impact of the COVID-19 pandemic on the education sector, which has plagued the world since early 2020, has increased the importance of distance education, and this impact has been reflected in the level of national interest. It is doubtless to say that all the scopes, conditions and prospects of distance education have become the topic of discussion on the world agenda.

FUNCTION AND DEVELOPMENT OF DISTANCE EDUCATION

Distance education program is a learning process implemented by educational institutions to avail the students to realize their education on their own as stated by a curriculum, developed with a certain system. It is possible to learn any foreign language without spending a good deal of time through distance learning. Spontaneously, there are also the principles of the teacher together with the student working independently. The educational process is organized in such a way that even if the student is separated from the teacher by time or distance, they can communicate by telecommunications at any time. From this viewpoint, the functions of the distance education system, which can be implemented in the field of any educational program for various goals, are also wide:

1. Ensuring the balance of education between age groups,

2. Providing access to second education,
3. Carrying out information and educational campaigns for public,
4. Providing education in new areas,
5. Ensuring access to education in a wide geography,
6. Ensuring the combination of education with work along with family life,
7. Development of skills, etc.

Throughout the history, distance education has undergone several developmental stages. The first generation of distance education is a period when communication and education are mainly provided by letters. Second-generation of distance education was provided by radio and television. The third generation is a period of a new method of distance education when the concept of "open university" is leading. The distance learning in the 1980s was realized by video or audio conferences using telephone, satellite, or computer networks. Finally, today distance education is carried out in virtual classrooms or universities created by using Internet resources (Moore & Kearsley, 2005: 33).

The 1960s and 1970s were a time of great advances in computer technology. The process of computer-assisted learning developed significantly in 1971-1975, as well as it was the period when the first distance learning experiments through computer technology commenced. In the 1990s, which marked the beginning of a new era in distance education, a great many of universities developed major programs. By the researches in this field we can come into the conclusion that many languages, from Chinese to Macedonian, are taught by distance learning. We can give a few examples of this.

The National British Program in the UK began experimenting in the 1980s to teach French through radio and television. In this experiment, radio,TV programs were broadcasted, student magazines were published, local working groups were set up to use the language, and a question as well as answer service on telephone was used for two-way communication (Rybak, 1984: 155).

The fact that foreign language teaching through distance learning can cover disparate languages can be clearly seen in the programs developed by Australian higher education institutions in 1985.

As it has been mentioned, the growing importance of the English language and the availability of distance learning technologies in education have made it necessary for universities to conduct English language tests in this way. Certainly, unlike traditional education, the programs on the basis of which the teaching processes are organized, their application methods, teaching environment and other such issues should be evaluated (Hikmet & Murat, 2017: 711).

ELEMENTS AND WAYS IN TEACHING A FOREIGN LANGUAGE

Knowing a language means using the grammar of that language: having the skills of listening comprehension, speaking, reading and writing. It also includes distinguishing sounds, comprehending words, and selecting the meaning of words. In addition to these features, oral communication is also crucial in speech. The key points here are correct selection of words (speech accuracy), the ability to utilize the grammatical structures appropriately, and following the fluency. Reading skills can be improved by interacting with the reader and the text. The object of written expression is to improve the grammatical structures and

vocabulary, as well as to learn to write in a foreign language in accord with the goal. The development of writing skills, the correct spelling of words, the use of punctuation, the correct choice of words according to the type of the text depends on the correct organization of notions, i.e. sentences. Almost all of these skills can be acquired through distance learning. As in other fields, there are 3 main elements in teaching a foreign language through distance learning: the teacher, the learner together with the learning environment.

- The teacher develops the necessary infrastructure for distance learning;
- The student determines the appropriate learning strategy.
- The environment (media, radio, television, computer subject,print material , telephone, etc.) is selected, appropriate material, prepared according to the selected environment, is used.

We can perceive several ways to learn a foreign language distantly.

Self-study: Includes textbooks, teaching aids, CDs, video and audio cassettes. Learners can follow the course individually together with measure their progress. For many languages, such materials can be found in bookstores and libraries.

Television and Radio Broadcasting: The majority of broadcasters and organizations suggest language courses on television and radio.

Websites: There are more sites that offer foreign language classes. These classes generally include sites with audio and video. The sites, which are presented to foreign language teachers along with the students, provide a chance to interact. Internet, environment for conversation and other means are additional opportunities for the use of language by evolving technology.

Distance education program is a system that implements education by connecting students and teaching resources. Distance education programs also provide access to education for those who are not registered in any educational institution. Another aspect of this educational program is to take full merit of available resources and is to be obliged in following the developing technology. Distance education is education conducted by direct contact with a distant student. Distance education program is characterized as a program that strengthens other methods, as well as a method that is at the forefront of education. The growing importance of the English language and the ease of access to distance learning technologies in education have made it necessary to apply distance learning practices in the English language classes at universities. We can see the following features of distance education in teaching the English language:

1. The teaching process is mainly carried out in separate environments for teachers and students.

2. This happens regardless of the place and time of training.

3. The duration of the course varies in accord with the wishes of the students.

4. By distance education, the learning process can be easily delivered to the public.

5. Novel achievements, development processes can be easily delivered to large audiences, regardless of geographical distance.

6. The student can listen or watch the topic repeatedly until he / she has mastered the topic individually.

7. Those who do not have enough time for full-time education due to work and personal problems can easily take strength of distance learning opportunities.

8. Per capita investment and expenditure are lower than other types of education.

PROS A ND CONS OF DISTANCE EDUCATION

Distance education is also distinguished by the following strengths:

- Distance education programs are much cheaper than similar education courses conducted under the traditional system. Educational institutions save on rent, electricity and expensive equipment, as no separate rooms or computers are required for education.

- Most of the time, students are engaged independently, which means that teachers can teach more students at the same time, and as a result, the cost of distance education is reasonable.

- Distance education is generally irreplaceable for cities and countries that do not have access to any education. This makes education accessible to everyone.

- Distance education allows a person to overcome psychological barriers related to communication qualities, such as shyness and phobia of public speaking.

- Distance education is mobile and, therefore, the student always has access to actual issues. All you need is the internet.

It is believed that distance learning is the only possible way for people who spend most of their time at work, with their children or families to acquire new knowledge and skills.

Anyone has the chance to improve their skills or gain new knowledge without fear of losing their job and leaving the job.

However, the literatures also highlight the shortcomings of distance education:

- The individual differences in the level of education and professional experience of the students are not fully taken into account.
- The capacity of telephone lines of diverse countries may not be sufficient for the organization of training and examination teleconferences.
- Another aspect that can be negatively perceived by students is the lack of live communication between the teacher together with the student in the distance education system.
- Training courses are not interactive enough.

Certainly, all this does not deny the possibilities and application of distance education. Distance education, which seems to be the opposite of full-time education, is, surely, valid for necessary situations and moments. It is known that this form of education cannot be applied to every speciality (for instance, many fields of medicine and engineering, etc.). Nonetheless, this form of education is crucial in order to ensure rapid activity in myriad fields of science along with education, and to make people's moments to education as well as learning foreign languages accessible.

Although distance education may initially appear as part-time education, in reality it has many distinctive features. For example, part-time students are required to come to school 1-2 times a year from their place of residence, listen to lectures, and do homework. However, in the case of distance education, students can receive this education from their homes. In fact, while distance learning has similarities, there are many differences. Thus, unlike part-time education, distance education is conducted via the Internet. This is one of the most crucial aspects of information technology in education. Distance education is available wherever the students are. As accentuated above, first of all, high-speed internet is needed for a student to receive this education. Through distance learning, students can study at universities in the UK and many other countries around the world. The classes are conducted with video textbooks,electronic and other materials. It should be noted that the degrees awarded in distance education do not differ from the diploma of full-time education, so as not to

discriminate. The second benefit of this is that full-time students can also keep on their distance learning.

CONCLUSION

In accord with the above mentioned, we can come into conclusion that distance education, and learning a foreign language as well can be realized based on the definite age and experience factors.

This form of education allows people to increase their knowledge of foreign languages at any time and place, in accordance with their current situation. In our opinion, one of the issues that will be seriously considered in the post-pandemic period is the solution of this problem.

REFERENCES

1. Clifford, R. (1990). Foreign Languages and Distance Education: The Next Best Thing to Being There. ERIC Digest. ED327066.
2. Hikmet, U. & Murat, T. (2017). "Uzaktan İngilizce Öğretiminin Öğrenenlerin Akademik Başarısına Etkisi", *International Journal of Languages' Education and Teaching*, Volume 5, Issue 4, December 2017, p. 710-723
3. Moore, M., & Kearsley, G. (2005). Distance education: a systems view (2nd ed.) Belmont: Wadsworth.
4. Rybak, S. (1984). Foreign languages by radio and television: A national support strategy for adult homelearners. British Journal of Language Teaching, (22)" 3, pp.151-159.
5. Selman, M. (1988). Learning Languages at a distance. TESLTalk, (15)" 3, pp.73-87.
6. Williams, S. & Sharma, P. (1988). Language acquisition by distance education: an Australian survey. Distance Education, (9)" 1, pp.127-146.

DOES READMISSION POLICY BETWEEN EU AND NIGERIA REDUCE IRREGULAR MIGRATION?

Usman Yusuf Bako
Ibrahim Badamasi Babangida University

Abstract
An essential component of the European Union and Nigeria signed agreement on migration management in 2015 is the policy of return and readmission of unauthorized migrants between the sending and the receiving countries. The policy entails formal dialogue on modalities of repatriation and reintegration in Nigeria of unauthorized Nigerian migrants intercepted at the EU border in their effort to cross the border into Europe. The core objective of the policy is to prevent illegal migrations through cooperation between Nigeria and EU multilevel migration governance. Many irregular migrants from Nigeria were intercepted, returned and reintegrated into the Nigerian society. Since 2015, how has this policy successfully prevent potential migrants in Nigeria from embarking on unauthorized migration to Europe? Specifically, what are the successes and gaps of the policy in preventing future unauthorized departure from Nigeria to Europe? Thus, the paper examines the effectiveness of EU-Nigeria return and readmission policy on the management of irregular migration from Nigeria to Europe, using qualitative research technique. Findings show a significant deterrent effect on potential migrants to embark on irregular migration from Nigeria and reduced the number of unauthorized migrants from Nigeria in Europe. However, it recommends improvement in the awareness campaign, anti-trafficking, youth empowerment and job opportunities.

Keywords: European Union, Migration, Multilevel governance, Readmission policy

Helmholtz resonators array with a geometrical defect

M. El Malki
Mohammed First University, Oujda, Morocco

Abstract
We investigate the effect of a defect in a periodic duct–resonator system. Two cases are examined: a defect in form of closed resonator in the middle of the periodic Helmholtz resonators and that in form of open side resonator. The transfer matrix method and the interface response theory are used to predict the transmission coefficient through the defected structure. The numerical results obtained by the two methods are remain the same. Different from the original transmission characteristic brought about by pure periodic structure, it is found that the presence a defect can give rise to localized state inside the bandgaps. We show that this state is very sensitive to the geometrical parameters of the defective resonators including their lengths. The presence of a defect inside the periodic structure can affect also on the transmission of the pass-bands. This results can provides a useful way for the design of such a system to achieve a relatively wide noise attenuation band and to track some narrow noise peaks within it.

Keywords: Helmholtz resonators, defect, transmission, bandgaps, localized state

References

[1]A. Khettabi, D. Bria, and M. Elmalki, “New approach applied to analyzing a periodic Helmholtz resonator,” vol. 8, no. 3, pp. 816–824, 2017.
[2]M. Elmalki and A. Khettabi, “Study of various periodic acoustic lattices by two methods: Transfer matrix and Green’s method,” Proc. 2017 Int. Conf. Electr. Inf. Technol. ICEIT 2017, pp. 1–3, 2017.
[3]Y. Zhang, D. Yu, H. Shen, and J. Wen, “Acoustic band gap characteristics of one-dimensional pipe periodically installing double Helmholtz resonators,” 21st Int. Congr. Sound Vib. 2014, ICSV 2014, vol. 3, no. July, pp. 1960–1967, 2014.
[4]A. Khettabi and M. Elmalki, “Analytical study by transfer matrix and Green’s method of a periodic lattice formed by dual Helmholtz resonators (DHR),” Proc. 2017 Int. Conf. Electr. Inf. Technol. ICEIT 2017, pp. 1–3, 2017.
[5]P. D. King, “Acoustic properties of periodically and quasi-periodically modulated waveguides,” (Doctoral Diss. M. Sc. Thesis, Univ. Salford), 2006.
[6]M. El Malki and A. Khettabi, “Application of the interface response theory to a periodical expansion chambers,” AIP Conf. Proc., vol. 2074, no. February, 2019.

Learning for Future Education, Research, and Development Through Vision and Supervision

Viranjay M. Srivastava
University of KwaZulu-Natal

Abstract
In the recent trends and technology, various new, novel, and attractive products launched into the market every day. To design these products, various researchers, engineers, scientists, economists, financial institutions, etc. are involved from starting of planning to the finalizing the product. These are in terms of surveys, data analysis, research, production, quality control, marketing, feedback, etc. In this article, the author emphasized the electronic device / product, concentrating on education and research perspective side for the undergraduate and postgraduate students level. This work analyses the prototype design (electronic) procedure, which is the backbone for the commercial product design.

Keywords: Teaching Method, Research Methodology, Fourth Industrial Revolution (4iR), Higher Education, Electronic device, Supervision

PREPARATIONS FOR RESERCH METHODOLOGY

As of today's research, it is an unpredictable state about the research of the next decade. As recently, various research has been put on halt due to COVID-19. For the purpose of unknown future research, education and training at the first stage of the undergraduate/postgraduate level is a key solution to this. Keeping in mind that the students are the future researcher and they will yield these researches at a higher level compared to the present research level. For this purpose, after the registration/admission of students at higher education institutes or centers, the roles, functions, responsibilities of students (as a scholar) and supervisor should be clearly documented and shared with each other. In addition, the ethical issues related to the research education and supervision processes can be included. However, the center rules and regulations should be clearly explained to the students during the first stage. In addition, health and safety related workshop will also be useful.

RESEARCH PROGRESS

After these stages, students/researchers are ready for the research work. For this purpose, a plan / tentative timetable should be drafted to meet on a regular basis with the supervisor, so that the scholar will be more familiar with the supervisor and his/her research group. This meeting can be in the form of face to face meetings or using technologies (e.g. social media, email, video conferencing tools, chatting app, file sharing applications etc.). After this, the requirements for the research work / project and its feasibility should be discussed. It may be an iterative method to solve an unknown problem in the research era, as initially, it is not sure that the student will achieve that defined result in the first attempt.

A standard proposed work plan should be prepared with the student's understanding and consultation so that she/he can participate in proposal designing with their capability. It provides students an opportunity to integrate their coursework knowledge, educational background, understanding, stochastic models, etc. for the proposed work. It can include the literature survey and other existing research work for scholars with the implementation of research methodologies and the ability to learn to manage a research project as an independent researcher. For these purposes the assumptions, applicability, suitability, requirement, constraints, methodology, etc. could be discussed. Supervisors can be engaged in solving the problems arising in the latest technologies with students by providing them guidance, for example the industrial revolution (e.g. 4iR) aspect, communication technologies (e.g 5G onwards) aspects, microelectronics / nanotechnology (e.g. VLSI, ULSI) aspects, latest simulation techniques, etc.

For example, in the area of Electronics Engineering / Communication Systems, for the design of switches and its application, the supervisor should first explain the basic theories and the process of development of these existing switches. Thereafter, based on the student's understanding, she/he can frame a proposal for the novel design of their research work. In addition, the supervisor should be responsible for suggesting the softwares and other simulation parameters for the proposed electronic device model.

SCHOLAR'S INSPIRATION

There should be freedom for the research student to ask the question related to his research work with the supervisor and other group members. Social media can also be used to interact with the students so that they can ask any questions any time and the supervisor can reply promptly. It can include various scientific platforms where the researcher can see the work of worldwide community. A small get together with the industrial stakeholder also helpful to motivate researchers for future research.

Very interestingly, based on these undergraduate / postgraduate projects and research work, students have numerous opportunities to receive funding and awards from various research and educational organizations. It may be in terms of publishing their work in various Conferences and Journals, which motivate the students.

CONCLUSION AND FUTURE RECOMMENDATIONS

In this article, a basic model of the research and development has been revisited and some suggestions have been discussed. Here it has been discussed in terms of education side for electronics devices. This work can be extended further in-depth analysis for a particular specific area. A case study can also be added in future to elaborate this work.

REFERENCES

Kenny N, Iqbal I, McDonald J, Borin P, Dawson D, Chan J, and Kustra E, 2017. Exploring the potential of educational developer portfolios. *To Improve The Academy*, *36*(1), 61-75. doi: 10.1002/tia2.20054

Penprase B, 2018. The fourth industrial revolution and higher education. *Higher Education in the Era of the Fourth Industrial Revolution*, 207-209, doi: 10.1007/978-981-13-0194-0_9

Kalman C, 2018. *Successful science and engineering teaching: theoretical and learning perspectives*. Springer International PU. doi: 10.1007/978-3-319-66140-7_1

Davis B, and Sumara D, 2014. *Complexity and education*. Hoboken: Taylor and Francis.

Wankat P, and Oreovicz F, 2015. *Teaching engineering, Second Edition*. Ashland: Purdue University Press.

Stohlmann M, Moore T, and Roehrig G, 2012. Considerations for teaching integrated STEM education. *Journal of Pre-College Engineering Education Research*, *2*(1), 28-34. doi: 10.5703/1288284314653.

Dargar SK, and Srivastava VM, 2019. Integration of ICT based methods in higher education teaching of electronic engineering. *10th Int. Conf. of Strategic Research on Scientific Studies and Education (ICoSReSSE)*, Rome, Italy.

SPORTS STAKEHOLDERS AND CORPORATE SOCIAL RESPONSIBILITY

Asst. Prof. Dr. Yeliz ERATLI ŞİRİN
Cukurova University

Abstract
Corporate Social Responsibility (CSR) is an organizational phenomenon that has the potential to change lives and improve society around the world. While CSR has been the subject of extensive research in traditional companies; The work carried out in the sports industry is rather sterile. The aim of this study is to determine the CSR activities and what kind of practices they place from the perspective of the stakeholders and local administrations in the sports industry from the employee perspective. The sample of the research consists of 128 volunteer employee who working in sports fitness centers, sports stores, Adana Sports Department of the local government and formed the Youth and Sports Provincial Directorate that located in the city of Adana in Turkey. Research data developed by Sönmezoğlu et al. (2016), it was evaluated with the corporate social responsibility scale (CSR) and the demographic questions developed by the researcher. In the statistical analysis of the data, t-test, ANOVA analysis and Tukey test were used. As a result of the research, it was concluded that the participants had a medium level corporate social responsibility perception. There was a significant difference in perceptions of corporate social responsibility sub-dimensions according to gender, marital status, age and institutional variable ($p < 0.05$). As a result; male employees compared to women; employees of the sports center have higher perceptions of CSR than those working in other businesses and institutions; It is concluded that the employees aged 36-41 have higher corporate social responsibility perception than those in the younger age group.

Keywords: Sport, Stakeholder, Sport Stakeholder, Corporate Social Responsibility

Introduction

Corporate Social Responsibility is an important field of study; is the ability to improve life and raise awareness of social problems all over the world. According to Philanthropy Monthly; social responsibility philosophically emphasizes strong individual entrepreneurship and active volunteering sector (Smallwood&Levis, 1977). In recent years, philanthropy and social responsibility in the business community have made enormous progress. Businesses have increased in charitable activities to assist the local community, which improves the institution's image and lower-tier operations. Social responsibility in professional sports has a much greater potential for influence in the local, national and even global context. Historically, the responsibility of businesses was purely to maximize profit for shareholders. In 1962, Friedman thought that maximization of shareholder wealth as the sole objective and responsibility of the well managed firm (Blackburn, 1994). Common belief was that businesses had only a fiduciary responsibility to their shareholders and social obligations were

an after thought. Corporate activity was a zero-sum game; whatever resources were expended in the interests of social responsibility were considered a waste and at the expense of shareholders (Blackburn, 1994).

Nowadays, it can be seen that sports can now play a role in the spread and development of social responsibility. Mobilizing sports as a right tool for social responsibility activities is considered as an important opportunity for both contributing to society and for sports organizations (Smith and Westerbeeck, 2007). Babiak and Wolfe (2009) are consumer-fans, club employees, stakeholders, etc. It states that the pressure of the individuals and groups on the CSR on managers is effective in the institutionalization of the concept of social responsibility in professional sports . Sports clubs are a tool for realizing CSR projects due to the strength of their relations with their stakeholders and their intertwinedness with the society. Increasing communication in CSR activities provides opportunities to improve the responsibility of stakeholders within the corporate governance structure and also enables the development of communication networks among stakeholders (Hamil & Morrow, 2011). The literature on CSR has increasingly indicated how external forces such as customers (Lewis, 2003; Yan, 2003), activist groups (Den Hond & De Bakker, 2007), legislation (Dawkins & Lewis, 2003), and members of local communities (Boehm, 2005) influence the type and focus of CSR activity in which an organization engages. Due to the importance of developing and maintaining good relations with the communities in which they operate, the above mentioned entities often turn to community outreach activities to build good-will among salient stakeholders (e.g., local businesses, public policy makers, members of the community) (Irwin et al., 2003).

The aim of this article is to illustrate further how social responsibility can inform both theoretical debates and management practice within sport organisations. It will do this primarily through a focus on stakeholder theory in the context of the sport industry. Stakeholder theory is based on the understanding that a corporation should recognise the interests of a wide range of constituents that have a stake in the organisation, for example customers, employees, suppliers, and communities.

Literature Review

In 1979, Archie B. Carroll was a pioneer in the development of CSR theory. In its own developed CSR model, the company categorized its obligations under 4 sub-headings: economic, legal, ethical and necessity (Subhabrata, 2007). The most important item in the model is the economic obligation, followed by legal obligations, followed by ethical and then discretionary responsibilities (Subhabrata, 2007). Among these dynamics, Economic Responsibilities state that the main role of firms is to achieve profit by producing the goods and services that will meet the demands and needs of the society and place economic responsibilities in the basis of the CSR pyramid; Legal Responsibilities refer to the responsibility of firms to abide by the laws and legislations that are determined; Ethical Responsibilities mean harmonization of behaviors that are not in the laws but are expected by the members of the society with social norms and expectations, and Discretionary Responsibilities cover additional behaviors of firms that are beyond what is expected by the

members of the society such as donations made in the interest of the society and activities that are organized in areas such as arts and education (Carroll, 1991). While this conceptualization has been broadly implemented in the context of organizations' management, it also provides areas of influence that may directly capture the activities of modern sports organizations by especially targeting the needs of the society (Rowe, et al., 2018). The importance of sports management activities, which is seen as a part of the business world in modern time, has become more widespread, and that experts who are influential in sports management think that sports should be directed to more social activities have enabled the activities to accelerate (Ratten, 2010: 488). There is an increase in the effectiveness of the concept of corporate social responsibility in the business world and this activity is reflected in the sports field (Babiak et al., 2006). Stakeholders within the scope of the sports industry em phasize the importance of corporate social responsibility for sports organizations. Stakeholder theory maintains that in addition to shareholders, an organisation should recognise the interests of a wider range of constituents that have a stake in a corporation and a right to inclusion in the governance process, such as customers, employees, suppliers, and those that live in the communities in which organisations operate. Although the last 25 years have seen the stakeholder concept become commonplace in management literature, corporate governance parlance, and political rhetoric, the historical development of stakeholder theory has been fragmented and uneven (Walters, et al., 2010)

When the literature is examined; In some studies in the literature of the "Stakeholder Based CSR" scale developed by Perez et al. (2013), banks (Perez & Rodriguez del Bosque, 2013; Perez & Rodriguez del Bosque, 2014) and building cooperatives (Perez et al., 2013) were used to determine CSR levels. Related scale; A general dimension on "customers", "shareholders / supervising boards", "employees", "society / community" and "legal and ethical issues" concerning legal and ethical issues) ". These dimensions can be explained as follows,Interviews with the managers of the NFL, MLB, NHL and NBA teams in Babiak and Wolfe (2009) studies that examine the internal and external factors affecting corporate social responsibility in professional sports. As a result, they stated that Stakeholder is a more important factor in affecting the social responsibility activities of sports clubs. White (2009) stated that determining the communities that sports organizations affect and are affected by is important for communication. Thus, the relationship and expectations of the sports organization with each stakeholder can be seen more clearly. According to Akansel (2011), there is a different stakeholder expectatıon for each sports organization, but in general it states the stakeholder sponsors, media (international, national, local,), institutions that manage sports (FIFA, UEFA, TFF), state, participants (athletes), fans, employees, volunteers, society, suppliers are defined.

A company that cannot provide social integrity cannot be expected to be successful in the economic field. Social relations come alive with formal or informal relationships between people at all levels from the top manager to the subordinates. The degree of rights provided to those working in an organizational environment is not only a legal problem, but also a moral and social responsibility problem. Enterprises should be able to provide suitable working conditions, wages and social opportunities for their employees (Çelik 2007: 69)In this study; The CSR level of sports stakeholders was measured using employee perceptions using the

"CSR" scale developed by Sönmezoğlu et al (2016). In the next part of the study; The method of the research is included.

Method

Purpose of the research

Corporate social responsibility is a concept that has existed for years in institutions and companies. A comprehensive literature review shows that limited research has been done on the subject of sports. The purpose of this research is to provide an overview of the history of CSR identification, and then to identify CSR activities from the working perspective of stakeholders and local governments in the sports industry. The universe of the research consists of 41 sports shops and 19 sports fitness centers defined as sports stakeholders in Adana province, 41 Adana sports department employees and 27 Youth Sports Provincial Directorates as a local government. A total of 128 employees participated in the research. Interviews were made with one-on-one interviews with business employees and corporate employees.

Data Collection Tools

The data of the study were collected by using the Corporate Social Responsibility Scale (CSRS) that was developed by Jung (2012) and tested for reliability and validity in the Turkish language by Sönmezoğlu et al. (2016). CSRS is a scale consisting of 28 items and 4 sub-scales as economic, legal, ethical and discretionary responsibilities. It is scored as a 7-point Likert-type scale, while the items are scored as 1 = absolutely disagree / 7 = absolutely agree. Sönmezoğlu et al. (2016) . found the Cronbach's Alpha coefficient of the CSR total scale as α=0.88.

Data Analysis

The research data have been analyzed through SPSS (Statistical Package for Social Sciences) for Windows 21.0 package program. Arithmetic mean, standard deviation values, significance test of the difference between two means (t-test) and one-way anova have been used during data analysis. When we look at the skewness and kurtosis values given in Table 1, it is determined that the scale is normal in all dimensions of the scale.

Table 1. Skewness and Kurtosis value of CSR and Sub Scale Size

Sub-dimensions	Skewness	Kurtosis
Economic responsibilities	-,230	-,387
Legal responsibilities	-,242	-,131
Ethical responsibilities	-,467	-,184
Philanthropic responsibilities	-,426	-,104
General CSR	-,227	-,240

Results

Table 2. Arithmetic Mean and Standard Deviation Values of athletes-students' Perception towards CAS and Subscale

Sub-dimensions	$\bar{x}$	SD
Economic responsibilities	4,6797	1,28004
Legal responsibilities	4,5422	1,2549
Ethical responsibilities	4,0547	,11968
Philanthropic responsibilities	4,3297	,12125
General CSR	4,4102	,09766

As indicated in Table 2 economic (M = 4,6797, SD = 1,28) responsibilities are rated as being the most important, followed by legal (M = 4,542, SD = 1,25), then Philanthropic (M = 4,329, SD = ,121) and ethical (M = 4,0547, SD = 11968) responsibilities bringing up the rear

Table 3. Corporate Social Responsibility Perceptions of Sports Club Fans by Gender

Sub-dimensions	Gender	N	$\bar{x}$	SD	t	p
Economic responsibilities	Female	34	4,01	1,06	-3,99	**0,00***
	Male	94	4,91	1,27		
Legal responsibilities	Female	34	4,52	1,15	-6,29	**0,00***
	Male	94	6,09	1,49		
Ethical responsibilities	Female	34	3,48	1,13	-3,25	**0,00***
	Male	94	4,26	1,37		
Philanthropic responsibilities	Female	34	3,48	0,92	1,58	**0,02***
	Male	94	4,63	1,38		
General CSR	Female	34	3,62	0,70	2,20	**0,00***
	Male	94	4,69	1,08		

According to Table 3 a significant difference by gender was found in terms economic, legal, ethical philanthropic and General CSR responsibilities of employees. It has been found that men have higher perceptions of responsibility than women.

Table .4. Corporate Social Responsibility Perceptions of employees by Marital status

Sub-dimensions	Marital status	N	X	SD	t	p
Economic responsibilities	Married	62	4,91	1,31	2,02	0,045*
	Single	66	4,45	1,21		
Legal responsibilities	Married	62	4,62	1,31	0,75	0,451
	Single	66	4,46	1,20		
Ethical responsibilities	Married	62	3,93	1,37	-1,00	0,315
	Single	66	4,17	1,33		
Philanthropic responsibilities	Married	62	4,54	1,40	1,70	0,090
	Single	66	4,13	1,32		

When Table 4 is examined, it can be seen that Economic responsibilities sub-dimension shows statistically significant difference in terms of the marital status of employees.It has been found that married have higher perceptions of responsibility than single. According to Table, a significant difference by Marital status wasn't found in terms, legal, ethical and philanthropic responsibilities of employees.

Table 5. Corporate Social Responsibility Perceptions of employees by Age

Sub-dimensions	**Age**	**N**	**x̄**	**SD**	**F**	**p**
Economic responsibilities	18-23	26	4,57	1,20	9,13	**0,000***
	24-29	27	3,67	1,00		
	30-35	18	4,48	1,12		
	36-41	30	5,20	1,13		
	42>	27	5,33	1,22		
Legal responsibilities	18-23	26	5,50	0,89	8,07	**0,000***
	24-29	27	4,77	1,06		
	30-35	18	4,91	0,56		
	36-41	30	6,41	1,44		
	42>	27	6,43	1,47		
Ethical responsibilities	18-23	26	4,24	1,54	2,26	0,066
	24-29	27	3,65	1,16		
	30-35	18	3,50	1,19		
	36-41	30	4,44	1,21		

	42>	27	4,20	1,45		
Philanthropic responsibilities	18-23	26	4,40	1,35	11,77	**0,000**
	24-29	27	3,28	1,10		
	30-35	18	3,61	1,02		
	36-41	30	5,05	1,16		
	42>	27	4,97	1,19		

When Table 5 is examined, economic, Legal, Philanthropic sub-dimension shows statistically significant difference in terms of the variable of age. No statistically significant difference was found in Ethical responsibilities in terms of the age variable of employees..

Table 6. Corporate Social Responsibility Perceptions of employees by Departmant

Sub-dimensions	Departmant	N	$\bar{x}$	SD	F	p
Economic responsibilities	Sports Stores	41	5,53	1,14	15,95	**0,000***
	Local Government Youth And Sports Provincial	27	4,86	1,40		
	Sports Fitness Centers	19	4,07	0,97		
	Sports Department	41	3,98	0,86		
Legal responsibilities	Sports Stores	41	5,20	1,28	10,90	**0,000***
	Local Government Youth And Sports Provincial	27	4,85	1,47		
	Sports Fitness Centers	19	3,88	0,93		
	Sports Department	41	3,98	0,71		
Ethical responsibilities	Sports Stores	41	4,19	1,62	2,22	0,089
	Local Government Youth And Sports Provincial	27	4,48	1,45		
	Sports Fitness Centers	19	3,56	1,10		
	Sports Department	41	3,86	0,98		
Philanthropic responsibilities	Sports Stores	41	5,18	1,31	15,62	**0,000***
	Local Government Youth And Sports Provincial	27	4,61	1,50		
	Sports Fitness Centers	19	3,93	0,66		
	Sports Department	41	3,46	0,96		

When Table 6 is examined, economic, Legal, Philanthropic sub-dimension shows statistically significant difference in terms of the variable of Departmant. No statistically significant difference was found in Ethical responsibilities in terms of the Departmant.variable of employees.

Discussion

The duty of the stakeholders and sports clubs, who make up the sports sector, to fulfill their social responsibilities for the service and society, is extremely important in terms of the image of the sports clubs and contributes to the positive changes in the image. (Anşin et. al. 2020).

Another group that plays a critical role in companies' sustaining their economic assets and achieving their goals is employees. Employees constitute one of the most important segments directly affected by the activities of a business. In this respect, employees, as the main source of the business, cover an important dimension that should be taken into consideration in social responsibility practices (Becan, 2011).

As a result of the research, it was concluded that the participants had a medium level corporate social responsibility perception. There was a significant difference in perceptions of corporate social responsibility sub-dimensions according to gender, marital status, age and institutional variable ($p < 0.05$). As a result; male employees compared to women; employees of the sports center have higher perceptions of CSR than those working in other businesses and institutions; It is concluded that the employees aged 36-41 have higher corporate social responsibility perception than those in the younger age group.

As a result, although it is a new concept for the sector, the importance of corporate social responsibility for sports organizations is increasing day by day. Therefore, the collaboration of academics and professionals working in the sports sector will contribute to the spread of both the concept and the right practices. It is defined as a dimension of corporate social responsibility in providing the fair wages, a pleasant and safe working environment, as well as education and career opportunities for the employees of the managers among the sports stakeholders. Therefore, as a result of this research, it can be said that the CSR practices that organizations apply against their employees and the CSR practices they make against sports organizations are at a medium level in terms of employee perception. For this reason, it may be suggested that sports stakeholder institution managers should pay more attention to CSR activities.

Conclusion

The purpose of this research is to provide an overview of the history of CSR identification, and then to identify CSR activities from the working perspective of stakeholders and local governments in the sports industry. In light of the data collected for this purpose, the following conclusions have been reached:

- employees have a moderate level of CRS.
- Male employees have higher CRS than female.
- Economic, Legal, Philanthropic responsibility tendency of employees over the departmant of Sports Stores is higher than the other departmant
- The employees aged 36-41 have higher corporate social responsibility perception than those in the younger age group.

Referances

Akansel, B.(2011) Türk Futbolunun Kurumsal Sosyal Sorumluluk Algısı. Yüksek Lisans Tezi. Bahçeşehir Üniversitesi. İstanbul

Anşin ve Şentürk. / International Journal of Cultural and Social Studies (IntJCSS), 2020 6(1): 314-328 327

Babiak, K., & Wolfe, R. (2006). More Than Just a Game? Corporate Social Responsibility and Super Bowl XL. Sport Marketing Quarterly, 15(4), 214–22

Babiak, K., & Wolfe, R. (2009). Determinants of corporate social responsibility in professional sport: Internal and external factors. Journal of Sport Management, 23, 717–742

Becan, C.(2011). "Kurumsal Sosyal Sorumluluk Kavramının Paydaş Teorisi ve İletişim Yaklaşımı Acısından Değerlendirilmesi: Bankaların Basın Bültenlerine Yönelik Bir İçerik Analizi"Selçuk İletişim Dergisi, 7(1):16-35.

Blackburn, V.L., Doran, M. and Shrader, C.B. (1994), "Investigating the dimensions of social responsibility and the consequences for corporate financial performance", Journal of Managerial Issues, Vol. 1 No. 2, pp. 195-212.

Boehm, A. (2005). The participation of businesses in community decision making. Business & Society, 44(2), 144–177.

Carroll, A.B. (1991). The Pyramid of Corporate Social Responsibility: Toward the Moral Management of Organizational Stakeholders. Business Horizons July-August.

Çelik A (2007) Şirketlerin Sosyal Sorumlulukları, Coşkun Can Aktan (ed.), Kurumsal Sosyal Sorumluluk, İşletmeler ve Sosyal Sorumluluk, İGİAD Yayınları, İstanbul, ss 61–85.

Dawkins, J., & Lewis, S. (2003). CSR in stakeholder expectations: And their implication for company strategy. Journal of Business Ethics, 44(2/3), 185–193

Den Hond, F., & De Bakker, F.G.A. (2007). Ideologically motivated activism: How activist groups influence corporate social change activities. Academy of Management Review, 32(3), 901–924.

Hamil., S & Morrow S. (2011): Corporate Social Responsibility in the Scottish Premier League: Context and Motivation, European Sport Management Quarterly, 11:2, 143-170

Irwin, R.L., Lachowetz, T., Cornwell, T.B., & Clark, J.S. (2003). Cause-related sport sponsorship: An assessment of spectator beliefs, attitudes, and behavioral intentions. Sport Marketing Quarterly, 12(3), 131–139

Lewis, S. (2003). Reputation and corporate responsibility. Journal of Communication Management, 7(4), 356–364.

McGowan R. A.,& Mahon J.F. (2009). Corporate Social Responsibility in Professional Sports: An Analysis of the NBA, NFL, and MLB. Academy of Business Disciplines Journal, 1 (1), 45-82.

Pérez, A. & Rodríguez del Bosque, I. (2013), "Measuring CSR image: three studies to develop and validate a reliable measurement scale", Journal of Business Ethics, 118 (2): 265-286

Pérez, A. & Rodríguez del Bosque, I. (2014), "Customer CSR expectations in the banking industry", International Journal of Bank Marketing, 32 (3): 223-244.

Ratten, V. (2010) 'The Future of Sports Management: A Social Responsibility, Philanthropy and Entrepreneurship Perspective', Journal of Management & Organization, 16(4): 487-494

Ratten, V. (2010). The Future of Sports Management: A Social Responsibility Philantrophy and Entrepreneurship Perspective. Journal of Management & Organization, 16, 488-494.

Rowe, K., Karg, A., & Sherry, E. (2018). Community-oriented Practice: Examining Community Perception and Oil Companies' Corporate Social Responsibility and Development Activities in Professional Sport. Sport Management Review. https://doi.org/10.1016/j.smr.2020.05.01

Smallwood, S.J. & Levis, W. C. (1977). The realities of fundraising costs and Accountability. *The Philanthropy Monthly*. Retrieved june 5, 2020 from http://nccsdataweb.urban.org/PubApps/levis/realities.html

Smith, A. &Westerbeek, H. (2007). Sports as a vehicle for deploying corporate social responsibility. *The Journal of Corporate Citizenship, Spring2007(25)*. 43-54.

Sönmezoğlu, U., Çoknaz, D., Polat, E., (2016). Spor Kulüpleri İçin Kurumsal Sosyal Sorumluluk Ölçeğinin (KSSÖ) Türkçe Uyarlaması: Geçerlilik Ve Güvenilirlik Çalışması. *Uluslararası Sosyal Araştırmalar Dergisi*. 9(42), s. 2016-2023

Subhabrata, B. (2007). *Corporate social responsibility*. Northampton, MA : Edward ElgarPublishing Limited

Walters, G., & Tacon., R (2010). Corporate social responsibility in sport: Stakeholder management in the UK football industry, *Journal of Management & Organization* (2010) **16**: 566–586.

White, J., 2009. *Module Communication*. İstanbul: Bahçeşehir University

Yan, J. (2003). Corporate responsibility and the brands of tomorrow. Journal of Brand Management, 10(4/5), 290–302.

INVESTIGATION OF THE VOCATIONAL CAREER AWARENESS OF ATHLETES-STUDENTS IN THE FACULTY OF SPORT SCIENCES

Asst. Prof. Dr. Yeliz ERATLI ŞİRİN
Cukurova University

Abstract
It is considered important for individuals to start planning their careers since their student years, to start working more comfortably in the process after their student life ends, to develop their skills directly related to the job they will work with and to adapt to business life. Providing students' career awareness in universities will help them in the context of career management. For this reason, the main purpose of this research was to reveal the career awareness of athletes and students and to determine the influencing variables. The sample of the research consists of 179 volunteer athletes-students who studying in Coaching, Physical Education Teacher and Sport Management Department at Cukurova University, Faculty of Sport Sciences that located in the city of Adana in Turkey. In the research, "Vocational Career Awareness Scale (CAS)" developed by Yaşar & Sunay (2019) to measure Career Awareness of university students studying in the field of sports sciences was used. In the statistical analysis of the data, t-test, ANOVA analysis and Tukey test were used. As a result of the research, it was found that athletes-students have a moderate level of professional career awareness. It is concluded that male athletes-students have higher awareness than female; Professional Development Tendency of students over the age of 25 is higher; the students who study in sports management department have high professional self-confidence.

Keywords: Athlete, Student, Career, Career Awareness

Introduction

It is seen that the definitions about the concept of career emerged since the 1900s. In this sense, when the origins of the word career are examined, it is seen that the word "Carrierre" in French and "Career" in English are transferred to Turkish. According to TDK (2018), career; “the rank, success and expertise achieved through time and work in a profession” (tdk.gov.tr, 2019).

Some of the definitions made about the concept of career are as follows;

- Career can be defined from a general perspective as the combination and order of roles that a person has played in her business life during her/his lifetime (Super, 1980).
- Career can be defined as continuing in a job or profession. Besides, it can be expressed as the activities performed by the individual in turn (Türkmenoğlu, 2014).

It is seen that considered important for individuals start to plan their careers since their studentship years, in the process after their student life has ended, to enter into business life

more comfortably, to develop their skills directly related to their job and to adapt to business life. For this reason, it is vital for individuals and organizations to establish career offices, to provide consultancy services in the universities, to help them in the context of career management, to provide consultancy services, to apply concepts such as career concept and career management within lesson plans (Kozak ve Dalkıranoğlu, 2013).

Individual career management can be defined as individuals choosing any career opportunities that they may encounter in their lives (Greenhaus ve ark., 2000).

The concept of awareness is examined in the field of psychology in the literature, and it appears as a concept that is associated with the consciousness cases of individuals who are at a level to make their own decisions (Şahin ve Yeniçeri, 2015).

The concept of career awareness is vital for individuals to be aware of career opportunities, requirements and characteristics in the process after choosing their career paths, and to direct and manage their business lives correctly (Yaşar ve Sunay, 2019).

People cannot succeed in their future jobs and careers when they do not go into professional orientation at an early age in line with their talents and interests (Birol, 2013).

Professional awareness is defined as the result of various interactions between various factors such as professional knowledge and skills, professional perfectionism, professional satisfaction, and professional values (Algadheeb, 2013). At the professional awareness stage, the individual will only be able to reach the job satisfaction when he/she chooses, considering the factors such as his/her personal characteristics, interests, talents and values.

Career awareness is seen as a pioneer of these components. Colston et al. (2017) state that career awareness-related activities should be started and continued as of primary school in order for the perspective that sees activities that aim to provide career awareness to individuals is effective.

Literature Review

Career awareness is one of the indispensable elements of the early stages of career development. Career awareness includes information such as training needs, needs for skills, information on appropriate professions, business climate and regulations for the business environment, as well as expectations for a particular field and occupation. For this reason, information such as having information on different career opportunities, enriching information about career opportunities, and advancing career research skills are included in the development of programs to raise students' career awareness (Nasir ve Lin, 2013).

Since career development is a lifelong process, career adaptation also follows the processes of development, research, employment, running and leaving. Therefore, the importance of career adaptation appears during the transition from education to business life. In this period, planning, decision making, determination and choosing the right goals come to the fore. Career counseling includes person support for each of these steps (Savickas, 2005).

In order to make healthy career choices after completing university education, the person must have some basic qualifications. Various concepts have been used in the literature about the person's ability to make the right career choices. Morgan and Ness (2003) used the concept of career decision making competence, Super (1980) used the concept of career maturity, and Oesch and Bower (2009) used the concept of career awareness. Career awareness is expressed as self-knowledge, recognition of needs, job and career areas, and development of career research skills. There are many researches and scales developed on these concepts.

The expectations of young people who play a role in the change and progress of societies for the future and their hopes for these expectations play an important role both in terms of the satisfaction of individuals from their lives and in the development of society (Yavuzer vd., 2005: 94). Based on these explanations, the purpose of this research is to determine the career awareness of athletes-students studying in the faculty of sports sciences.

Method

Purpose of the research

The purpose of this research is to determine the career awareness of the athletes and students studying in the Faculty of Sport Sciences and examine them according to some demographic variables. This study is a descriptive research prepared in the quantitative research technique. The research group of the study consists of 179 athletes-students studying at the Faculty of Sports Sciences of Çukurova University in the fall semester of the 2019-2020 academic year.

Data Collection Tools

In this study, “Vocational Career Awareness Scale (CAS)"” which was developed by Yaşar & Sunay (2019) for university students studying in the field of sports was used as a data collection tool. The scale consists of 18 items and four sub-dimensions. Cronbach Alpha value of the data was determined as .921. In this study, Cronbach Alpha value was found to be .940. In the scale, the high score obtained from all sub-dimensions expresses high career awareness perception, and low score indicates low low career awareness perception.

Data Analysis

The research data have been analyzed through SPSS (Statistical Package for Social Sciences) for Windows 21.0 package program. Arithmetic mean, standard deviation values, significance test of the difference between two means (t-test) and one-way anova have been used during data analysis. When we look at the skewness and kurtosis values given in Table 1, it is determined that the scale is normal in all dimensions of the scale.

Table 1. Skewness and Kurtosis value of CAS and Sub Scale Size

Sub-dimensions	Skewness	Kurtosis
Professional Development Susceptibility (PDS)	-,806	,468
Professional Readiness, (PR)	-1,431	2,296
Professional Consciousness(PC)	-1,837	3,614
Professional Self-Confidence (PSC)	-,839	,733
CAS Total	-1,506	2,822

In this study, the Cronbach's Alpha internal consistency coefficients were found as **α**=0. .940 for the total scale, **α**=0.730 for PDS; **α**=0.882 for PR; **α**=0.874 for PC; **α**= 0.857 for PSC.See Table 2:

Table 2. Career Awareness Scale Internal Consistency Coefficients

Sub-dimensions	Item Number	Cronbach Alpha
Professional Development Susceptibility (PDS)	6	.843
Professional Readiness, (PR)	4	.869
Professional Consciousness(PC)	4	.891
Professional Self-Confidence (PSC)	4	.857
CAS Total	18	.940

Results

Table 2. Arithmetic Mean and Standard Deviation Values of athletes-students' Perception towards CAS and Subscale

Sub-dimensions	$\bar{x}$	SD
Professional Development Susceptibility (PDS)	3,7067	,86681
Professional Readiness (PR)	4,0154	,89637
Professional Consciousness(PC)	4,0698	,93241
Professional Self-Confidence (PSC)	3,7737	,91442
CAS Total	3,8709	,77668

As indicated in Table 2 Professional Consciousness (PC) (M = 4,0698, SD = ,93241)and Professional Readiness (PR) (M = 4,0154, SD = ,89637) sub-dimensions are rated as being the most important.

Table 3. Career Awareness Scale Perceptions of Athletes-Students' by Gender

Sub-dimensions	Gender	N	x̄	SD	t	p
Professional Development Susceptibility(PDS)	Female	71	3,7840	,67518	1,041	0,299
	Male	108	3,6559	,97217		
Professional Readiness (PR)	Female	71	4,1690	,65571	2,040	**0,043***
	Male	108	3,9144	1,01459		
Professional Consciousness(PC)	Female	71	4,2993	,58036	3,049	**0,003***
	Male	108	3,9190	1,08075		
Professional Self-Confidence (PSC)	Female	71	3,8979	,70910	1,589	0,114
	Male	108	3,6921	1,02230		
CAS Total	Female	71	4,0094	,46253	2,208	**0,029***
	Male	108	3,7798	,91785		

As stated in Table 3, the **CAS** perceptions of **Athletes-Students'** were found to be different in terms of gender (p<.05). Also, Professional Readiness (PR) and Professional Consciousness(PC) to **Sub-dimensions** perceptions of **Athletes-Students'** were found to be different in terms of gender (p<.05).

Table 4. Anova-Test Results of Athletes-Students' Career Awareness Scale Sub-Dimensions İn Terms of The Variables of Age

Sub-dimensions	Age	N	x̄	SD	F	p
Professional Development Susceptibility(PDS)	18-21	75	3,5311	,87966	6,493	**,002***
	22-24	60	3,6417	,94621		
	25 >	44	4,0947	,58003		
Professional Readiness (PR)	18-21	75	3,9967	,89054	2,028	,135
	22-24	60	3,8792	1,06712		
	25 >	44	4,2330	,56906		
Professional Consciousness(PC)	18-21	75	4,0233	1,03989	1,513	,223
	22-24	60	3,9750	,95967		
	25 >	44	4,2784	,64298		
Professional Self-Confidence (PSC)	18-21	75	3,7733	,92559	,0481	,953
	22-24	60	3,7500	,88538		
	25 >	44	3,8068	,95367		
CAS Total	18-21	75	3,7978	,82925	2,637	,074
	22-24	60	3,7926	,82363		
	25 >	44	4,1023	,55697		

When Table 4 is examined, Athletes-Students' Professional Readiness (PR) (F=2,028; p=,135>0.05); Professional Consciousness (PC) (F=1,513; p=,223>0.05); Professional Self-Confidence (PSC) (F=,0481; p=,953>0.05); and CAS Total (F=2,637; p=,,074>0.05) average

scores weren't found to be statistically significant in terms of the variable of age. But Athletes-Students' Professional Development Susceptibility (PDS) (F=6,493; p=,002<0.05) average scores was found to be statistically significant in terms of the variable of age.

Table 5. Anova-Test Results of Athletes-Students' Career Awareness Scale Sub-Dimensions İn Terms of The Variables of Departmant

Sub-dimensions	Departmant	N	x̄	SD	F	p
Professional Development Susceptibility(PDS)	Sports Coaching Education	67	3,7413	,90560	,558	,573
	Physical Education and Sports Sciences Teaching	48	3,5938	,84279		
	Sports Management	64	3,7552	,84878		
Professional Readiness (PR)	Sports Coaching Education	67	4,1269	,89122	,861	,425
	Physical Education and Sports Sciences Teaching	48	3,9740	,93005		
	Sports Management	64	3,9297	,87794		
Professional Consciousness(PC)	Sports Coaching Education	67	4,1828	,93093	,825	,440
	Physical Education and Sports Sciences Teaching	48	4,0313	,89714		
	Sports Management	64	3,9805	,96188		
Professional Self-Confidence (PSC)	Sports Coaching Education	67	3,9440	,99222	2,990	**,050***
	Physical Education and Sports Sciences Teaching	48	3,8177	,74865		
	Sports Management	64	3,5625	,91396		
CAS Total	Sports Coaching Education	67	3,9701	,80689	,886	,414
	Physical Education and Sports Sciences Teaching	48	3,8252	,70469		
	Sports Management	64	3,8012	,79675		

When Table 4 is examined, Athletes-Students' Professional Readiness (PR) (F=,861; p=,425>0.05); Professional Consciousness (PC) (F=,825; p=,440>0.05); Professional Development Susceptibility (F=,558; p=,573>0.05); and CAS Total (F=,886; p=,414>0.05) average scores weren't found to be statistically significant in terms of the variable of **Departmant**. But Athletes-Students' Professional Self-Confidence (F=2,990; p=,050<0.05) average scores was found to be statistically significant in terms of the variable of **Departmant.**

Discussion

In modern society, especially in sports, individuals achieve a certain professional status with the sacrifices they make on behalf of their careers. The perfectionist and success-oriented nature of the sport also makes individuals with sports profession perfectionist and success-oriented. However, competition conditions in sports cause struggles to revolve around success or failure. This can lead to devastation for individuals who have focused their careers on

excellence and success. Therefore, being able to be aware of their careers will be an important feature for individuals who have a profession in sports, in an environment where success and failure change daily, and in an environment that can be declared a hero and a traitor one day.

According to the data obtained in the context of gender, a statistically significant difference was found in the sub-dimensions of Professional Readiness and Professional Consciousness. It was determined that the said difference was in favor of male students. This is related to the patriarchal structure that prevails throughout the Turkish society. Due to the perception that men are obliged to work more than women, social pressures cause men to think and be more interested in this issue, especially the family pressure on men entering their working life faster from a young age. The same situation stands out in the statistical difference found in the overall scoring of the scale.

In the data on age groups, a difference was found in favor of the sample group over the age of 25 in the sub-dimension regarding Professional Development Susceptibility. However, in all sub-dimensions and overall scoring, it was found that the group over 25 has higher career awareness than the lower age groups. As in the same gender variable, it is thought that social pressure pushes individuals to get higher scores in terms of career awareness. However, another variable can be mentioned here. As individuals mature and encounter different cultural, social and economic statuses, they become aware that they have to achieve their economic independence in order to have them. Therefore, career awareness may be higher in higher age groups.

Data according to department variable showed statistical difference only in Professional Self-Confidence sub-dimension. In the sub-dimension of Professional Self-Confidence, coaching students got higher scores than teaching students, while teaching students got higher scores than sports manager students. Most of the coaching students who participate more actively in sports are also athletes. In this case, the students studying in this section may increase their professional self-confidence due to both accessing theoretical knowledge and practicing. Structural problems of sport management in Turkey and reaching professional practice is more difficult for the management department can be counted among the reasons for sports management students having lower scores compared to other departments,

Conclusion

The purpose of this research is to determine the career awareness of the athletes and students studying in the Faculty of Sport Sciences and examine them according to some demographic variables. In light of the data collected for this purpose, the following conclusions have been reached:

- Athletes-students have a moderate level of professional career awareness.
- Male athletes-students have higher career awareness than female.
- Professional Development Tendency of students over the age of 25 is higher than the other age group.
- The students who study in sports management department have high professional self-confidence.

References

Agarwal, Shivani. et al. (2013). "Relationship Between Self-Concept and Academic Achievement in 17-19 Years Old Students". International Journal of Physiology, 1 (2): 125-129.

Birol, H. (2013). Pozitif Kariyer. Akit Kitap İstanbul 1. Baskı s. 31.34

Colston, N., Thomas, J., Ley, MT., Ivey, T. ve Utley, J. (2017). Collaborating for Early-Age Career Awareness: A Comparison of Three Instructional Formats. *Journal of Engineering Education*, 106(2): 326-344.

Greenhaus, J. H., Callanan, G. A., ve Godshalk, V. M. (2000). Career Management, Harcourt Collage Publishers, , s.23.

http://www.tdk.gov.tr/index.php?option=com_gts&arama=gts&kelime=kariyer&uid=28061&guid=TDK.GTS.5ba0ff9b0705b3.08364511 (Erişim Tarihi: 15.5.2020)

Kozak, M. A. ve Dalkıranoğlu, T. (2013). Mezun Öğrencilerin Kariyer Algılamaları: Anadolu Üniversitesi Örneği *Anadolu Üniversitesi Sosyal Bilimler Dergisi*.13 (1): 41-52

Morgan, T. ve Ness, D. (2003). Career decision-making difficulties of first-year students. The Canadian Journal of Career Development, 2(1), 33-39.

Nasir, R. ve Lin, L. S. (2013). The Relationship between self-concept and career awareness amongst students. Canadian Center of Science and Education, Vol. 9, No. 1.

Oesch, M. & Bower, C. (2009). Cirriculum Guide: Integrating Career Awareness into the ABE & ESOL Classroom. NCTN & SABES.

Sahın, N., & Yeniçeri Kökdemir, Z. (2015). Farkındalık üzerine üç araç: Psikolojik Farkındalık, Bütünleyici Kendilik Farkındalığı ve Toronto Bilgece Farkındalık Ölçeği. *Türk Psikoloji Dergisi*, *30*(76), 48,64.

Savickas, M. L. (2005). The Theory and Practice of Career Construction. Career Development and Counseling: Putting Theory and Research to Work. Edited by S. D. Brown and R. W. Lent. Hoboken. John Wiley & Sons: New Jersey.

Super, D. E. (1980). A life-span, life-space approach to career development. Journal of Vocational Behavior, 16, 282-298

Super, E. D. (1980). A Life-Span, Life-Space Approach to Career Development. *Journal of Vocational Behavior* 16: 282-298

Türkmenoğlu, İ. (2014). Kariyer Planlama El Kitabı. Hat Baskı. Grafik Ali Ergün. s.4

Yaşar, O.M.,Sunay, H. (2019). Spor Bilimleri Öğrencilerine Yönelik Kariyer Farkındalığı Ölçeğinin (KFÖ) Geliştirilmesi. Çomü Spor Bilimleri Dergisi, Cilt:2 Sayı:1 Yıl: 2019

Yavuzer, H. v.dğr. (2005). "Günümüz Gençliğinin Gelecek Beklentileri", Hasan Ali Yücel Eğitim Fakültesi Dergisi Sayı 2, 93-103.

NORTHROPE FRYE'S CONCEPT OF INNOCENCE AND THE AFRICAN LITERATURE: A CASE STUDY OF NGUGI WA THIONG'O'S *THE RIVER BETWEEN* AND *A GRAIN OF WHEAT*

Akua Agyeiwaa MANIESON

Abstract

This study uses Northrop Frye's theory of archetypes to examine Ngugi wa Thiong' O's the River Between (1965) and A Grain of Wheat (1967). Childhood Innocence is the first phase on the mythos of tragedy. The innocent phase indicates the vulnerability of the victim at the onset of the narrative. In the anatomy of criticism, Northrop Frye identifies four mythoi; spring, summer, autumn and winter. These correspond with the human cycle of childhood, youth, adulthood and old age. It further corresponds with the day's cycle of morning, noon, evening and night. These mythoi are synonymous the genres of romance, comedy, tragedy and irony or satire. Frye advance that each of these mythoi has six phases. In this study, we focus on the first phase of the tragic mythos, which is a period of complete innocence. The study argues that each protagonist's experience innocence distinctly from each other.

Keywords: African literature, Narrative, Archetypes, Tragedy, Mythos

İSMET ÖZEL'İN ŞİİRLERİNDE AŞK VE CİNSELLİK

LOVE AND SEXUALITY IN THE POETRY OF İSMET ÖZEL

Dr. Öğr. Üyesi Ahmet KAYA
ORCİD No: 0000-0002-7946-1015
Harran Üniversitesi

Özet
1944 yılında olarak Kayseri'de doğan İsmet Özel, ilk şiirini 1963 yılında yayımlayarak edebiyat dünyasına dahil olmuştur.

Uzun süreler siyasi, düşünsel topluluklarda aktif görevler alıp en ön saflarda bulunmuş, düşünce yazıları ve söyleşileriyle içinde olduğu kitleyi mobilize ve motive etme becerisi göstermiş ise de şiirlerini içinde olduğu ve savunduğu görüşlerin aracı yapmamayı, şiirini "has şiir" kategorisi içinde tutmayı başararak edebiyatımıza önemli bir iz bırakmıştır.

Edebiyatımızda "İkinci Yeni" olarak adlandırılan dönemin hemen ardından, ikinci yeninin şiirinden de beslenerek bağımsız şair kimliğini oluşturmayı başarmıştır.

Aşırı istek ve tutku anlamına gelen ve en insani duygulardan olan aşk ve cinsellik teması hem ilk dönem şiirlerine hem de *Bir Yusuf Masalı*'nın yazılış gerekçesi olarak yoğun bir biçimde işlenir. Özellikle ergenlik bunalımlarını anlatan ve şairin kendi bedeniyle uğraştığı dizeler bolca cinsel imgelerle örülüdür. Politik bağlılığını ifade ettiği şiirlerde bu kez "halkların kalkışı" ile "cinsellik" arasında bir ilinti kurulur, bireysel ve toplumsal yaşantılar bu bağ aracılığıyla dile gelir. "Amentü" şiiriyle birlikte cinsellik vurgusunun azaldığı görülür, aşk artık daha yüce bir duygu hâline dönüştürülmüştür.

Bu arada şaire özgü bazı imgelerin de oluştuğu belirtilmelidir. Bilhassa "Sevgilim Hayat" şiiriyle birlikte şair kendisi ile hayat arasında bir "sevgililik" ilişkisi kurar. Buradan yola çıkarak ölüm ve çocuk gibi diğer temalarla aşk duygusunu bağlantıya geçirir. Bu kişisel mazmununu aynı şekilde politik bağlanması ile hayat arasındaki ilgiye de yansıtır.

İsmet Özel, şiirlerinde aşk ve cinselliği zihinlerde çağrışımlarla, imgelerle dolaylı anlatım yerine, doğrudan kavramı içerisinde cinselliği barındıran sözcükler de kullanmıştır; kadın, erkek, öpüş, öpüşmek, sevişmek, meme, çıplak, yosma, fahişe, şehvet, soyunmak, dölyatağı, genelev, orospu, kasık, gerdek, ırz, bekâr, bekâret, kalça.

Siyasal mücadeleye katılarak kendisini hayatla sevgili kılmaya uğraşmaktadır. Bir canlının yaşamsal varlığı olan hayatla ilişkisini yücelten şair, "sevgili" mertebesine yüceltirken bu tanımın doğal muhatabı olması gereken kadın cinsi, İsmet Özel'in hiçbir şiirinde bu derece yüceltilmemiştir. Gene de şairin hayata genel anlamda olumsuz yaklaştığını unutmamak gerekir.

Sevmek kalbi doğrulamaya yetmez; her şeyin sonuna dek yaşanması gerekir. Hayatın her alanında etkin olunmalıdır. Zaten İsmet Özel sevgi şairi değildir, aşkı, sevgili gibi düşünmez. Tahripçi, cezalandırıcı, hatta sapıkça, müstehcen çağrışımlarla aşkı okuyucuların zihnine taşır.

Anahatar Kelimeler: İsmet Özel, Şiir, Aşk, Cinsellik

Summary

İsmet Özel, who was born in Kayseri in 1944, joined in the world of literature by publishing his first poem in 1963.

Although he had taken active duties in political and intellectual communities for long periods of time and had shown the ability to mobilize and motivate the audience with his thoughts and conversations, he managed not to make his poems the tool of the views she has and defends. He left a mark in literature keeping his poetry in the category of "special poetry".

Immediately after the period called "Second New" in our literature, he succeeded in creating his independent poet identity fed by the poetry of "Second New" as well.

The theme of love and sexuality, which means excessive desire and passion, and which is one of the most human emotions, is intensely covered both in the poems of the first period and as the reason for the writing of 'Bir Yusuf Masalı'. Especially the lines that describe the adolescent crisis and taking on the poet's own body are covered with lots of sexual images. In poems in which he expresses his political commitment, this time, a correlation is established between "awakening of the people" and "sexuality", and individual and social experiences are expressed through this link. It appears that the emphasis on sexuality has decreased with the poem "Amentü", love has now been transformed into a higher feeling.

In the meantime, it should be noted that some poet-specific images were formed. Especially with the poem "Sevgilim Hayat", the poet establishes a "lover" relationship between himself and life. Based on this, it connects the feeling of love with other themes such as death and child. This reflects his personal pastime in the same way as his political attachment and the interest in life.

İsmet Özel used words that contain sexuality directly in his concept, instead of indirect expression with the connotations and images in the poems of love and sexuality; woman, man, kiss, kissing, making love, breast, naked, prostitute, lust, undress, brothel, bitch, groin, nuptial, race, bachelor, virginity, hip.

He tries to make himself a lover of life by participating in the political struggle. While the poet glorifies the relationship of a living being with life, as the "lover", the beloved woman, who should be the natural addressee of this definition while glorifying her rank, has not been glorified in any of his poetry by İsmet Özel. Nevertheless, it should not be forgotten that the poet generally approaches life negatively.

Love is not enough to confirm the heart; everything has to be experienced to the end. Man must be active in all areas of life. Ismet Ozel is not a poet of love anyway, he does not think of love as a lover. It carries love into readers' minds with destructive, punitive, even perverted, obscene connotations.

Key Words: İsmet Özel, Poetry, Love, Sexuality

Specifics of African literary myth in the example of Wole Soyinka's works

Dr. Shukufa Valiyeva
ANAS

Abstract
It is possible to distinguish two directions in the development of African literary myth in the example of Africa's first Nobel laureate in literature Wole Soyinka: classical and mass. The choice of any of them depends on the impact of the social myth on human destiny. The aspects that are characteristic of the national mentality and are quite stable are reflected by Soyinka in the general directions, because mythological syncretism embodies the basic models of African society.
Accordingly, *''The Swamp Dwellers''* expresses the necessity for a balance between the old and the new. Soyinka is not for excessive glorification of the past. The mythological schemes, symbols and images used in this connection are completely different. In the play we see Soyinka's crusade against authoritarianism. Both directions of literary mythology are developing in parallel. The use of traditional mythological models and elements in the works representing the classical direction of literary mythology is more noteworthy. Structural analysis of play reveals stable binary-logical schemes: here the dichotomy of good and evil is expressed.
In the image of the protagonists of ''A Dance of the Forests'' , Dead Man and Dead Woman the sky and the earth are united - in fact, in human nature, the contrast between the poetic and the prosaic, the high and the low. Two-dimensional syncretism is revived in the traditional mythological confrontation and the union of heaven and earth. Thus, another mythological meaning is reflected in the idea of Forest Head.
Mass mythology works show stable features such as limited time and space of movement, lack of plot dynamics, obvious appeal to moral problems, repetition of the main character type. Thus, events take place in a certain socio-cultural locus. It is typical to combine culture and unconsciousness, specifically symbolic, in the creation of Soyinka's Heroic images such as Baroka, Sidi (''The Lion and the Jewel''). One of them casts a shadow over the other without blocking it. The irreplaceable role of myth in such a dichotomy is clear.

Key words: Soyinka, mythology, Africa, dichotomy, play

MEDICAL EPISODES AND PATHOTEXUALISM IN URHOBO FOLKTALES

Stephen E. Kekeghe
Ajayi Crowther University, Nigeria

Abstract
The artistic exploration of human health conditions has attained some level of critical visibility in modern African literature; this is not the case with oral arts. African literature, whether oral or written, responds to social realities which are also evident in the depiction of illnesses and diseases. This essay attempts a literary-diagnosis of human pathologies in selected folktales that are attributed to the Urhobo people of Nigeria. Two folktales, *Ọmọtẹ Okpan na* (The Calabash Girl) and *Ọrisẹ ve Orherhe* (Tortoise and Cricket), were subjected to critical analysis, with emphasis on patho-textual features used to foreground them. The blending of 'patho' (illness or disease) with 'text' (oral art) in the selected indigenous texts underscores the synergy between medical and literary practice. Medical episodes like illnesses, gynaecological experiences and medicalisation are featured in the folktales examined in this essay. The study is situated within the domain of medical humanities, and it seeks to establish the social function of Urhobo folktales in conveying the indigenous philosophy of human health within the African social context. Colonialism, and its civilising mission, debased African indigenous medicine and introduced modern medicine. It is however, discernible from the examined tales that the Urhobo, and in extension, Africa, had unique home-grown health management strategies prior to the colonial incursion. The study concludes that though colonialism and its imperialistic structure denigrated African medicine by introducing western medicine, the pre-modern experiences of health-management, nonetheless, is explored the folk narratives.

Introduction

Since the beginning of human civilisation, the interrelationship between the artistic and medical practice has fully been conveyed. Apollo, one of the Olympian deities in classical Greek mythology, is adored as the god of medicine, poetry and music (Hunter, 1986 and Jones, 1990). The Greek and Egyptian philosopher, Hippocrates, is reputed as the father of medicine and inventor of the "case note tradition" which modern physicians use to document patients' medical history. The correlation currently enjoyed by the humanities and medicine was greatly inspired by C. P. Snow's (1959) lecture, *The Two Cultures*, which hinges on the need for the sciences and the humanities to collaborate for the social advancement. However, the formal symbiosis between medicine and literature is significantly traceable to the appointment of Joanne Trautmann-Bank to the Faculty of the Pennsylvania State University College of Medicine, Hershey in 1972, as the first doctoral holder in literature to hold such position in a medical school (Jones, 1990). Trautmann-Bank's appointment became a major catalyst in the humanisation of the medical profession through the instrumentality of literary

phenomenology. Studies in Euro-America like Rousseau (1986), McLellan (1996), Jones (1996), Charon (2006), Beveridge (2009), Evans (2009) and many others have examined the import of literature and the humanistic culture in facilitating effective medical practice.

Therefore, the literary exploration of human health conditions is a reflection of the social commitment of the artist whose vision is to redeem society; this includes experiences that border on human wellbeing. Pioneering studies in African oral literature and folklore like Finnegan (1970), Okpewho (1992) and Akporobaro (2006), attest to the social function of oral narratives, especially folktales. On this note, Wole Soyinka (1968) states that "the artist has always functioned in African society as the recorder of the mores and experiences of his society and as the voice of vision in his own time"(36). Wellek and Warren (1949) corroborate the above by establishing that literature performs "a social function" through which the artist "performs a historical and social truth" (94-95). Bamidele (2003: 27) states that "art is… at best useless and meaningless without any validity to the moral or social". These postulations, which are anchored on the sociology of literature, are applicable to the folktales of the Urhobo people. This is because in conveying human experiences, health is of paramount importance. The implication is that, since literature (oral or written) is socially engaging, human health episodes are part of the human experiences that cannot be discarded. Tobias Smollett, a Scottish physician and novelist, declares that prose narrative like the novel, is "a large diffused picture comprehending the characters of life" (qtd in Gibson, 2007: 49). This is evident in some of the writings of Smollett that characterize illness and medicalisation. On this note, D. S. Sheriff (1988) declares: "Literature is life. Literary classics present and confront us with the problems of daily human experience including medical ones" (688). As a way of reflecting and refracting society, the artist imagines and conveys sociopolitical and pathological experiences.

African oral art, particularly the narrative genre, expresses the sensibilities and the philosophy of the people in relation to the diagnoses and treatment of different illnesses and diseases. According to Richard C. Onwuanibe (1979), "the philosophy of African medical practice is rooted in the African world view"(25). Like modern medicine that relies on bio-scientific methods, in the African traditional society, the diagnoses and treatment of illnesses transcend the physical realm— there is a deep connection between medicalisation and the supernatural. This is what defines the science of African medicine, as Onwuanibe (1979) puts it: "a general observation about the causes and cures of sickness in the traditional practice reveals that the native African refers to them, in most cases, ultimately to persons— human or spiritual— rather than natural causes, which are seen as resulting from the manipulations of men, spirits, gods or God" (25). Beyond written prose, African folktale illustrates the utilitarianism of oral narratives.

In Africa, existing studies on the intersection between the humanities and medicine like Omobowale (2001), Veit-Wild (2006), Owonibi (2008), Oyebode (2012), Kekeghe (2018) and Eromosele (2019) examine the depictions of physical and mental illnesses in written literature. These studies demonstrate that literary arts reflect biomedical knowledge and create a clearer picture of diseases and the experiences of patients for physicians and health-care providers. The critical diagnosis of medical episodes in African oral art has not been given adequate critical attention. The present study, therefore, examines medical themes and

episodes in three folktales by the Urhobo people of Nigeria. The selected folktales expose readers to indigenous healthcare as are obtainable in the Urhobo culture in Nigeria, which is a reflection of the African world-view.

The discussion of the oral texts in this essay is anchored on pathotextualism. The term, 'patho' is an offshoot of a Greek word, "pathos," which denotes suffering or disease. In other words, 'patho' or 'pathy' simply indicates illness or disease while pathology is the scientific study of the nature, causes and manifestations of diseases. 'Text,' on the other hand, indicates creative or literary works. 'Pathotext,' therefore, suggests literary texts that explore illnesses and diseases. Pathotextual theory, as it argued in this essay, is concerned with the critical diagnoses and discussion of pathological conditions (illnesses and diseases) in literary texts. The thesis here is that, since 'patho' which is in the domain of medicine denotes illness and disease, 'text' as literary engagement — written and oral— when combined as 'Pathotext' foregrounds the synergy between medicine and literature. The theory is applied to the two folktales (literary texts) to buttress the theme of illness in a reflective analysis.

Analysis and Discussion

The connection between Literature and Medicine as an interdisciplinary study amplifies the social function of literature to society. Since illnesses and medical interventions are prevalent in the society, the artist's representation of human health conditions attests, significantly, to the inevitability of diseases in human beings, the patients' experiences and prescriptive measures for medicalisation. The folktales examined in the essay expose the audience to indigenous healthcare as obtained in the Urhobo culture in Nigeria. The tales are: *Ọmọtẹ Okpan na* ("The Calabash Girl") and *Ọrisẹ ve Orherhe* (Tortoise and Cricket).

The "Calabash Girl" is an account of a polygamous king and his two wives, who based on traditional demands of the royalty, become fidgety due to their infertility. The Ovie (King), bothered by this predicament, takes the two wives to a medicine-man (herbalist), who prepares a potion that will cure their infertility. The medicine is prepared with two separate calabashes, one for each of the two women. As part of the prescriptive guideline, the medicine-man admonishes the women to put the calabash on *ahanre* (a grill), and warns that though the heat of the fire on the calabash will emit a very attractive aroma, they should not be tempted to eat from it. However, on getting home, the first wife falls for the enticing aroma from the calabash. Ignoring the warnings of her co-wife, she eats and gradually consumes the content of the calabash. Eventually, both women conceive— the first wife, who errs in prescriptions, gives birth to a baby girl, shaped as a calabash, while the wife that adheres to the medicine-man's prescriptions gives birth to a beautiful baby girl in human form.

This tale, "The Calabash Girl", foregrounds indigenous knowledge that borders on gynaecology. This is so because infertility, as depicted in the health episode, is within the domain of gynaecology in modern medicine. Gynaecology is a subspecialty of medicine that addresses the health of the female reproductive system. The representation of gynaecological episode in the this folk narrative underscores the indigenous philosophy of human health as peculiar to the Urhobo people in particular, and Africans in general. The homegrown medicinal method of managing sterility, as depicted in this folktale, bears a peculiar spiritual undertone. The Urhobo people's indigenous practice of the bio-scientific cum spiritual

perspective to healing is conveyed in this oral art-form as an incident that relates the rest of the story.

As discerned from "The Calabash Girl," there is close interaction between physiological health and divinity in the administration of medicine in the traditional Urhobo society. This implies that the spiritual undertone to the efficacy of the remedy procured by the medicine-man is socially convincing given the context of this oral text. The Urhoble people, till date, practice indigenous medicine with that touch of supernatural undertones, which falls within Matthew C. Stretcher's (1999) concept of "magical realism" (267). This should, however, be perceived as the science of healthcare provision among the Urhobo people, which should not be denigrated on account of European imperialistic and Eurocentric tendencies. This is given the fact that the efficacy of such indigenous medicine as conveyed in the oral narratives of the people has been tested as greatly beneficial to their overall wellbeing. There are different health conditions that defy bio-scientific knowledge in modern medical practice; in such a situation, the people rely on the spiritual potency of their indigenous herbal medicine.

If one should draw a comparison between the indigenous medicines of the Urhobo people as highlighted in the tale discussed above, with Western medicine, as palpable in written literatures across the globe, marvelous and strange episodes about the treatment of pathological conditions and the science of recoveries are discernible. This is to argue that the strangeness in medicalisation and recuperation is not peculiar to African indigenous medicine. One still marvels at the way the physician in modern medical practice diagnoses and treats different patients' health conditions. There is something beyond the natural in healthcare, whether in the African indigenous healthcare or modern healthcare.

The second tale, *Orherhe vẹ Ọrisẹ* ("Cricket and Tortoise"), narrates among other themes, an episode of illness which revolves around Cricket's mother, who suffers from a vertebral fracture. The narrative reveals that Cricket's mother falls and breaks her backbone during one of the farming operations with her son, Cricket. As a result of Cricket's quest to sustain his fame as a successful farmer, he works so hard that he hardly spares an adequate time to take care of his sick mother. In a moment when Cricket is torn between sustaining his socioeconomic status and taking care of his mother's health condition, Mr Tortoise, who is Cricket's closest friend, visits. Tortoise deceives Cricket to set his (Cricket's) farm ablaze, to avert the burden of post-planting operations, and that the crops will grow on their own and yield multiple produce. The gullible Cricket takes the ill-advice hook-line and-sinker— to him, Tortoise has just revealed an opportunity for him to give his ailing mother an adequate medical attention, oblivious of the fact that Tortoise is only jealous of his fame and is making every effort to ruin his (Cricket's) financial and material prosperity. Cricket yields to Tortoise's destructive counsel and loses all his fortunes.

Knowing that he has been deceived by Mr. Tortoise, Cricket weeps bitterly. However, he manages and conceals his emotions such that his sick mother will not know about his feeling of distress, and to avoid exacerbating her health condition. Cricket also tries to avert Tortoise's mockery. Cricket, therefore, ignores farming for a period and concentrates on his mother's health. He meets a medicine man, who provides different herbal medicines with

prescriptions. Cricket administers the treatment effectively, and in no time, his mother recuperates fully.

Tortoise, after waiting for Cricket's wails to no avail, summons some courage to visit him. Cricket deceives Tortoise that the mother is late, that she could not recover from her illness. Cricket adds that, the mother, though late, provides all kinds of food for him. All he needs to do is stand by her grave side and invoke a meal and it will be his. At this point, Cricket had hidden the mother inside a mock grave. He asks Tortoise to come the next day and he would see the result. Tortoise visits the next day and Mr. Cricket plays the perfect trick he plans with his Mum— Cricket invokes different kinds of food by the mock grave and her mother provides them all. Greedy Tortoise eats and enjoys himself to the fullness, ignorant of the fact that Cricket had made a premeditated plan with her mother, who cooked varieties of food and put them inside the mock grave to perfect their trick. When Tortoise gets home, he kills his mother and buries her. To his chagrin, his own mother, unlike Cricket's, could not provide food for him. After making unfulfilling efforts, Tortoise hurries to Cricket's house to know what he (Tortoise) had not done well since his own dead mother has been unable to provide him food. At this point, Cricket laughs hysterically and Tortoise realises that he had been tricked by Cricket and his mother. As Cricket's mother comes out, adorned with gold and jewelries, Tortoise collapses in tears.

In this tale, "Tortoise and Cricket", vertebral fracture, a very severe health condition that sometimes defies modern medicine, is treated using indigenous medicinal procedures. Vertebral fracture is also known as spinal fracture. It is a broken back bone which affects the vertebrae of the spinal column. Most spinal or vertebral fracture engenders a severe risk of spinal cord injury. The successful treatment of this health difficulty using indigenous method, underscores the people's potent philosophy of human health as explored in their artistic culture. Folktale, as a form of oral narrative, conveys the people's world view and sensibilities as it applies to the management of human health situations and challenges.

In this folktale, Mr. Cricket doubles as a humane physician and/or an apothecary whose service is for the overall benefits of the patient; in this case, his mother. So, he upholds a significant fraction of the Hippocratic Oath, specifically the ethics of confidentiality, beneficence and non-maleficence. The Hippocratic Oath is a vow made by new physicians during their induction into the medical profession, which emphasises a patient-centred approach to medical practice (Markel, 2004 & Schiedermayer, 1986). The Oath contains medical ethics, referred to as a system of moral principles that add values to the business of clinical medicine (Beauchamp, 2013; Berdine, 2015 & Wiese, 2016). In this tale, Mr. Cricket handles his mother's health condition with utmost confidentiality and ensures that he does everything for her health benefit, and not to endanger her life. He sticks to some of the ethical issues that are relevant in modern medical practice. This implies that in the indigenous society, as underscored in the tale, so much value is placed on the patient, such that healthcare is provided for his or her overall benefit.

Pathotextualism: A Recap on the Tales

The representation of illnesses in the two folktales examined in this essay is discussed as pathotexual. The researcher makes efforts to theorise on pathotextualism, which he defines as the literary-diagnoses of illnesses and diseases in literature. The etymology of the word is rooted in two terms— *patho* (illness) and *text* (literary works), which underscore medical and literary knowledge. In other words, the tales, "The Calabash Girl" and "Tortoise and Cricket", are literary texts that foreground illness narratives, which is the domain of Literature and Medicine. Faith McLellan (1996) observes that for any literary text to qualify for study in discipline of Literature and Medicine, it should depict "medical themes", which includes illness, diseases, death and treatment. Literary works that explore medical themes stimulate in the reader, a deep feeling of empathy about death and the transience of life (McLellan, 1996; Omobowale, 2018). By implication, given the depiction of human health experiences like illness, treatment, healing and mortality in the two folk-texts examined in this essay, it is convincing to discuss them under the ambit of literature and medicine.

Theorising on pathotextualism in this essay is inspired by the postulations of several scholars of the medical humanities, who establish the relevance of literary approaches to medical practice. A good example is the *aesthetic approach* and the *ethical approach*, which according to Beveridge (2009), are deployed in the teaching of literary texts to medical students in the US. While the *aesthetic approach* emphasises the beauty of the literary texts in relation to society, *the ethical approach* focuses on how the content of the work of art can be usefully applied to teach the ethics of medicine (McLellan and Jones, 1996; Omobowale, 2018). Beveridge (2009) also emphasises that "several literary devices have clinical resonances"; and that, "the techniques involved in understanding and analyzing a novel can be applied to the understanding of a patient discourse" (Beveridge, 2009: p. 5). For instance, G. S. Rousseau, in his essay, "Literature and Medicine: Towards a Simultaneity of Theory and Practice" (1986), admits that, given the interdisciplinary nature of Literature and Medicine as a field of study, it requires a theory that covers the two components that make up its content— the literary and medical. Rousseau's view is that, in order to sustain the utilitarian advantage of Literature and Medicine as an evolving field, any theory to be adopted in it should highlight "a history of real medicine, just as a history of real literature" (168). Rousseau emphasizes that his quest is that "literature should prove itself useful to the medical profession in the healing process" (153). These are some of the foundational theoretical thoughts that engendered the theory of pathotextualism, which is applied in this study.

Conclusion

The discussion above highlights the import of Urhobo folktales in expressing the African indigenous philosophy that borders on health management strategies. The two tales, *Ọmọtẹ Okpan na* (The Calabash Girl) and *Ọrisẹ ve Orherhe* (Tortoise and Cricket) have been subjected to qualitative, literary analysis in this essay, highlighting two medical episodes— gynaecological experiences and spinal fracture. In this essay, the exploration of pathological conditions in the selected folktales is theorised as *patho-text*; simply put, *illness and text*. This implies that the texts (oral arts) convey human health situations and challenges; the essence of which is to create awareness on the bio-social manifestations of different illnesses, the experiences of the sufferers and the humane methods to be adopted in the management of the varying pathological conditions that manifest in people. The indigenous strategies to health

management that characterised the African worldview are highlighted in the two takes. Given the postulation in this study, it is convincing to argue that any text that depicts illnesses could be viewed as a *patho-text* while the study of such text is *pathotextualism*.

References

Achebe, Chinua. (1975). *Morning yet on creation day.* London: Heinemann

Bamidele, L. O. (2003). *Literature and society.* Ibadan: Sterling-Horden.

Beveridge, A. (2009). "The benefits of reading literature". *Mindreadings: literature and psychiatry.* Ed. F. Oyebode. London: RCPsych Publications. 1-14

Charon, R. (2006). *Narrative medicine: honoring the stories of illness.* Oxford: Oxford University Press

Davis, Lennard J. (1998). "Who put the 'The' in 'the novel'?: identity politics and disability in novel studies". In: *Novel: A Forum on Fiction,* vol. 31. 3. 317-334.

Eromosele, E. F. 2019. "Narrative comorbidity: madness, disability and African fiction". Ph.D Thesis. Department of English. University of the Witwatersrand.

Evans, M. (2009). "Roles of literature in medical education". *Mindreadings: literature and psychiatry.* Ed. Oyebode, F. London: RCPsych Publications. 15-24

Gibson, William. (2007). *Art and money in the writings of Tobias Smollet.* Lewisburg*:* Bucknell University Press.

Jones, A. H (1996). "Literature and medicine: an evolving canon". *Lancet.* 348: 1360-1362

Kekeghe, Stephen E. (2018). "Psychiatric conditions in selected Nigerian literary texts". PhD Thesis. Dept. of English, University of Ibadan.

Kleinman, A. (1988). *The illness narratives: suffering, healing and the human condition.* USA: Basic Books.

McLellan, M. F. 1996. "Literature and medicine". *Lancet* 348. 1014-1016.

Omobowale, Emmanuel Babatunde (2018). *Healing with the pen: literature and the quest to humanize medical practice in Nigeria.* Ibadan: UP

Oyebode, Femi. (2012). *Madness at the theatre.* London: Royal College of Psychiatrists

Rousseau, G. S. (1986). "Literature and medicine: towards a simultaneity of theory and practice". *Literature and Medicine* 5: 152-181.

Schiedermayer, D. L. (1986). 'The Hippocratic Oath— corporate version'. *New England Journal of Medicine.* 314

Soyinka, Wole. "The writer in a modern African state". Par Wasteberg (ed). *The writer in modern Africa.* Uppsala: Scandinavian Institute of African Studies, 1968

Stretcher, Matthew C. (1999). "Magical realism and the search for identity in the fiction of Murakami Haruki". *Journal of Japanese Studies,* Volume 25 (2): 263-298

Veit-Wild, Flora (2006). *Writing madness: borderline of the body in African Literature.* James Curry

Wellek, R., and Warren, A. (1947). *Theory of literature.* New York: Penguin Books.

HÜSEYN CAVİDİN "PEYĞƏMBƏR"ƏSƏRİ İSLAMİ DƏYƏRLƏR KONTEKSTİNDƏ

Əsgərzadə Lütviyyə Süleyman
AMEA

Özət
Peyğəmbərlik bəşəriyyət üçün bitmiş bir hadisə deyil, onun hər gün getdiyi Yoldur, Bəşəriyyətin islamlaşması, İnsanlığın Meracıdır. Bu yolda insana ədəbiyyat da yoldaşlıq edir. Yazılmış əsərlər müqəddəs bir missiyaya xidmət edir. Bunlardan biri də Hüseyn Cavidin "Peyğəmbər" faciəsidir. Bolşeviklərin işğal etdiyi məmləkətin şairi Cavid "Peyğəmbər" faciəsini Sovetllərin Azərbaycanı işğalının ikinci ilində, qarmaqarışıq bir situasiyada yazıb. Çünki olub-bitənlərin önündə çaşıb qalmış cəmiyyəti yönlətmək, dolaşıq situasiyalara nizam gətirmək, inkişafın sonrakı dövrələrinə keçid üçün mənəvi mühit yaratmaq Peyğəmbərliyin əzəl missiyasıdır.
Filosof şair Məhəmməd peyğəmbəri – həm İslam dininin, həm İslam dövlətinin, həm də İslam ideologiyası və fəlsəfəsinin, İslam mədəniyyəti və əxlaqının banisi kimi, bütün həyat və mübarizəsinin əsas (Bi'sət, Də'vət, Hicrət, Nüsrət) mərhələləri ilə, eyni zamanda, onun İslam Şərqinin dini, fəlsəfi, irfan ədəbiyyatında ucaldılan möhtəşəm obrazına uyğun olaraq yaratmışdır. Cavidin "Peyğəmbər"i – "Quran"dakı açar ayələrin və Məhəmməd peyğəmbərin hədislərindəki kəlamların poetik izharı ilə süslənmişdir. Əsər tarixi faktlarla zəngindir, gerçəkləri ehtiva edir, həmçinin şair tərəfindən tarixi vəsiqələrə obyektiv münasibət gözlənilməklə bərabər mövzuya təəssübkeşliklə yanaşılmışdır.

Açar sözlər: Hüseyn Cavid, "Peyğmbər", Bisət, Dəvət, Hicrət, Nüsrət

HUSSEIN JAVID'S "PROPHET" IN THE CONTEXT OF ISLAMIC VALUES

Summary
Prophecy is not an end in itself. It is the Way he walks every day, the Islamization of Mankind, the Miracle of Humanity. In this way, people are accompanied by literature. The written works serve a sacred mission. One of them is Hussein Javid's "Prophet" tragedy. The poet of the Bolshevik-occupied country, Javid, wrote the tragedy "Prophet" in the second year of the Soviet occupation of Azerbaijan, in a chaotic situation. Because it is the eternal mission of the Prophethood to direct a society stunned by what is happening, to bring order to complicated situations, and to create a spiritual environment for the transition to the next stages of development.

The philosopher-poet, the Prophet Muhammad, as the founder of both Islam and the Islamic state, as well as Islamic ideology and philosophy, Islamic culture and morality, at the same time with the main stages of all life and struggle (Bi'sat, Da'vat, Hicrat, Nusrat). , in accordance with his magnificent image in the religious, philosophical and gnosis literature of the Islamic East. Javid's "Prophet" is adorned with a poetic expression of the key verses in the Qur'an and the hadiths of the Prophet Muhammad. The work is rich with historical facts, it embraces only truth facts. In addition, the playwright demonstrates objective attitude to historical cases and he demonstrates fanaticism to the topic.

Key words: Huseyn Javid's, "Prophet", "Bi`sat", "Da`vat", "Hicrat" and "Nusrat"

HÜSEYİN CAVİD'İN "PEYGAMBERİ" İSLAM DEĞERLER BAĞLAMINDA

Özet

Peyğamberlik, insanlık için bitmiş bir son değildir. Her gün getdiği yoldur. Dünyanın İslamlaşması, İnsanlığın Meracıdır. Bu süreç içerisinde insanlara edebiyat da eşlik eder. Yazılı eserler kutsal bir göreve hizmet eder. Bunlardan biri Hüseyin Javid'in "Peygamber" trajedisidir. Bolşevik işgali altındaki ülkenin şair Javid, Azerbaycan'ın Sovyet işgalinin ikinci yılında "Peygamber" trajedisini kaotik bir durumda yazdı. Çünkü olanlarla şaşkına dönen bir toplumu yönlendirmek, karmaşık durumlara düzen getirmek ve gelişimin bir sonraki aşamalarına geçiş için manevi bir ortam yaratmak Peygamberliğin ebedi misyonudur. Filozof-şair, Muhammed Peyğamberi hem İslam'ın, hem de İslam devletinin, hem de kurucusu olan Hz. İslam ideologisinin ve felsefesinin, İslam kültürü ve ahlakının yaratıcısı gibi, bütün yaşam ve savaçını esas (Bi'set, Da'vet, Hicret, Nüsret) aşamalarla, aynı zamanda onu Doğu`nun dini, felsefi ve gnosis literatüründeki görkemli imajına uygun olarak yarattı. Cavid'in "Peygamber" i, Kuran'daki kilit ayetlerin şiirsel bir ifadesi ve Hz. Muhammed'in sözleriyle süslenmiştir. Eser tarihsel gerçekler bakımından zengindir, gerçekleri ve şairin tarihsel belgelere nesnel yaklaşımını ve konuyla ilgili tutkulu bir yaklaşımı içerir.

Anahtar Kelimeler: Hüseyin Javid, "Peygamber", Bisat, Davet, Hicret, Nusrat

KINGS AND WARRIORS: A PATRONYMIC NEGOTIATION OF THE ROYAL *ORÍKÌ* OF *ALÁÀFIN* OF ỌYỌ́ AND *TÌMÌ* OF ẸDẸ

Ayokunmi Ojebode
Ajayi Crowther University

Abstract
Panegyric (Oríkì), particularly among the Yoruba in Southwest Nigeria, has been considered by critics of oral art as a cultural mode of coding individual and social histories. Notwithstanding, the ancestral communicative function of *Oriki* has not sufficiently been foregrounded in the panegyrics of two Yoruba historic monarchs, *Aláàfin* of Ọ̀yọ́ and *Tìmì* of Ẹdẹ. Consequently, this study, examines the patronymic connection of both Aláàfin and *Tìmì* to underscore issues of aristocracy and disparity among Yoruba kings.
As a complement, the primary data are two recorded interviews conducted with the royal bard to *Aláàfin* Adeyemi III in Ọ̀yọ́, and the other, a poet and radio presenter, a native of Ede. The data were thoroughly transcribed, tone-marked, translated into English language as oral texts and critically analysed. Aspects of Halliday's Social Semiotics, within the framework of situational and cultural contexts, were used for the discussion of the data to reveal the significance of panegyrics to social realities in the Yoruba community (i.e., arts, history, politics, religion) as well as the circumstances that engender them.

Panegyrics as a cultural bank, is imbued with a kernel of truth about historic and contemporaneous realities. Thus, as inferred, Tìmì Àgbàlé Ọlọ́fà-Iná, the progenitor of Ẹdẹ as a trusted bodyguard and marksman for the *Aláàfin*, was posted to the town to defend Ọ̀yọ́, the Yoruba capital state from *Fulani* intruders in the 18th century. However, as argued in this discourse, the preponderance of kinship terminologies such as (*Ọmọ Adéyẹmí* and *Ọmọ Ìkòyí Èsọ́*) in the narratives which are intended to distinguish the subjects based on their prestige and forbears' as posited by Olatunji (1984), also expose apparent demarcation of ancestries of kings by conferment versus appointment envisioned as a monarch-messenger (high and low) stratum. Indeed, *Ọmọ'ba yato s'ẹrú* denoting "a prince is distinct from a slave" to validate the hierarchy in Yoruba politics.

Beyond the socio-historic significance, panegyrics chronicle heroic achievements of the *Aláàfin* and *Tìmì*, while describing each, exclusively, based on his idiosyncrasy, status and stature in the Yoruba history. They are also a compendium of socio-political narratives, poetic configurations and cultural expressiveness, but intrinsically a factfinding tool to uncover the ethnogenesis of Yoruba town(s) and their politics.

Key words: Cultural studies, Kingship, Panegyrics, Patronym, Warriorship, Yoruba

KÜLTÜREL BELLEĞİN GÜNLÜK YAŞANTIDAKİ KODLARI: KİLİS'TEKİ İŞ YERİ ADLARI ÜZERİNE BİR İNCELEME

Dr. Öğr. Üyesi Gülşah PARLAK KALKAN
Kilis 7 Aralık Üniversitesi
Orcid: 0000-0003-0986-9768

Özet
Yeryüzünde bir ada, tanımlamaya sahip olmayan bireyin, nesnenin ya da durumun olmadığını söylemek mümkündür. Bu ad verme olgusu, insanlık tarihi kadar eski olmakla birlikte; zamanla nesiller arası aktarılan kültürel bir olay haline dönüşmüştür. Dolayısıyla gramer açısından büyük önem taşıyan adların, kendi sistemi içerisinde değerlendirildiğinde arka planında ortak kültürel bir belleği bünyesinde barındıran sembolik göstergeler olduğu anlaşılacaktır.
İşte bu göstergelerin ilettiği mesajlardan yola çıkarak kültürel bakımdan çıkarımlara ulaşmak ve aynı zamanda söz konusu dil ile ilgili bilgiler elde etmek maksadıyla yapılan sorgulama neticesinde oluşan bilim dalının adı "Onomastik" yani "Adbilim" dir.

Dil incelemelerinin kültürel yapıyla organik bir bağı olan bu çalışma alanının --Adbilim- oldukça mühim sayılabilecek araştırma alanlarından biri de iş yeri adlarıdır. Dilin hem işlevsellik hem de anlam zenginliği bakımından dinamizminin somut bir şekilde yansıması olan iş yeri adlarının da, tüm adlandırmalarda olduğu gibi, insanlar tarafından verildiği düşünüldüğünde, kişilerin duygu ve düşünceleri hatta parçası olduğu toplumun kimliği hakkında önemli ipuçlarını bünyesinde barındırdığını söylemek yanlış olmayacaktır. Bugün, ülkemizde iş yeri adlarını değişik açılardan değerlendiren pek çok kıymetli çalışma olmasına karşın bu girişimlerin olması gerektiği düzeyde olduğunu söylemek zordur.

Dolayısıyla adbilime katkısı olacağı düşünülen bu çalışmada, Kilis'in iş yeri adları anlam bakımından incelenerek neticede Kilis'te adlandırma olgusunun nasıl gerçekleştiği konusunda somut verilere ulaşılmaya çalışılmıştır. Bu maksatla özellikle Kilis'in en işlek caddelerinden Cumhuriyet Caddesindeki ve Murtaza Caddesindeki iş yeri adları örnek alınmış; iş yeri sahipleri ile görüşmek suretiyle onlara iş yeri adına nasıl karar verildiği sorulmuş ve alınan cevaplar doğrultusunda elde edilen gerçek veriler üzerinden çalışılmıştır.

Anahtar kelimeler: Kilis, ad, ad verme, iş yeri, iş yeri adları

THE CODES OF CULTUREL MEMORY IN DAILY LIFE: A RESEARCH ABOUT WORKPLACES IN KILIS

Abstract

It can be for certain said that there is no person, thing or a situation which has no definition under the sun. This fact of denomination is as old as the history of mankind itself. However, in the process **of time it has t**urned into a cultural phenomenon passing down. To be thought of the names, which are grammatically significant, on its own merits, therefore, it is clear that the names are symbolic signs that contain in itself a common cultural memory in the background.

So called "Onomastic", in other word "Onomatology", is derived from analyses whichare performed with the aim of cultural deduction based on those "symbolic signs" and of obtaining information about the language in question.

One of the most important field of studies of 'Onomatology', which represents the organic relationship to cultural structure in the field of linguistics, is workplace names. The workplace names reflect perceptibly dynamism of language with regard to functionality and meaning richness. For this reason, it is predicable that the workplace names give us significant clues about feelings and thoughts of people even about identity of the society taking into consideration those names are given by people that live in the society. Although there are many valuable studies on the field of working place in our country, it is still not as it should be.

To this end, aiming to contribute to onomatology in that study, it has been tried for getting tangible data about how the naming process happened in Kilis by analysing workplace names in Kilis in point of their meanings. In line with this purpose, the workplace names on Cumhuriyet Street and Murtaza Street which are the most crowded ones have been picked particularly as sample. Interviewed and asked to the owners of the workplaces how the naming process took place, it has been studied with actual data.

Keywords: Kilis, name, naming, workplace, workplace names.

L'INFLUENCE LINGUISTIQUE ET CULTURELLE DES CIVILISATIONS ANCIENNES DU PROCHE-ORIENT ET DE LA MÉDITERRANNÉE SUR LES TRIBUS NOMADES D'AFRIQUE DE L'OUEST

Dr. Farit Latypov
Ufa State Aviation Technical University

Abstract
Langues, cultures et traditions spirituelles des tribus nomades anciennes et modernes de l'Afrique Occidentale (c'est-à-dire *Garamantes, Fulu, Touaregs*) portent l'empreinte de l'influence des civilisations anciennes du Proche-Orient et de la Méditerranée (l'empire des *Hyksôs*, la civilisation minoenne, les Étrusques, les Ibères).
La destruction du royaume Sumérien par des Sémites venus du Sud à la fin du III millénaire avant notre ère et la guerre de Troie commencée à la fin du XIII siècle avant notre ère par des grecs achéens de l'orient ont conduit à un déséquilibre des relations interethniques de nombreuses tribus du Proche-Orient et de l'ouest de l'Asie Mineure. Un processus intense de migration surtout des peuples non indo-européens reliques a commencé aux quatre côtés du monde. Les principaux flux migratoires ont été visés sur l'ouest en cadre du mouvement au nord de la côte Africaineet au sud de l'Europe (*les Hyksôs*, les ancêtres des *Touaregs* (**Taraka*), *les Pelars* des Balkans (ancêtres *des Baléares, Gamarantes, Pelaar-Fulu*), *les Tyrrhéniens* de la région Égéenne (ancêtres des Étrusques)).
Notre étude des langues et de la culture des anciens peuples non indo-européens de la Méditerranée a commencé en 1977. En 1979, nous avons mis au point une méthode de décodage des textes dans les langues mentionnées ci-dessus nommée AECCRP (*approximation étymologique et combinatoire consécutif avec rétroaction phonétique*). En 1980, à la base de cette méthode de déchiffrement nous avons traduit et publié en 1982-1983 une traduction des deux tiers du texte étrusque le plus long appliqué sur les bandes de lin d'une momie de Zagreb de la Moyenne Égypte (IV siècle avant notre ère, Thèbes). En 1988, notre traduction a reçu cinq preuves matérielles de sa validité lors des études physico-chimiques du corps et des bandages de cette momie dans des laboratoires de Slovénie, de Croatie et d'Autriche. Nous l'avons exposé au colloque d'étruscologie international en 1990 à Moscou.
En 1982-1999 années, à la base de la méthode AECCRP nous avons traduit nombreux textes étendus en étrusque, minoen (une langue de parenté à la langue étrusque selon A. Evans, éminent archéologue britannique), en langues tyrrhéniennes d'orient.
En 1999, nous avons comparéles données culturelles et linguistiques des peuples *pelaar-fulu – pël – bororo* avec les données correspondantes des peuples anciens de la Méditerranée en étude. Les faits intéressants ont été révélés:

1.Les peuples *pelaar-fulu* organisent des fêtes ancestrales en copiant les vêtements et les visages blancs de leurs aïeux méditerranéens;

2.Les noms de certains dieux du panthéon étrusco-pelaarien coïncident avec les noms de déités locales dans la langue des fulu;

3.Les maisons dans les villages de pêcheurs du peuple Fulu ont une forme circulaire en forme de yourte qui rappelle celles des anciennes colonies du Proche-Orient et de la culture de Villanova (les ancêtres des Étrusques);

4.Il y a des exemples assez nombreux de similitude lexico-grammaticale entre les langues pelaar – fulu et la langue étrusque. Cela concerne les pronoms mi «je» ~ mi «je», ko «c'est» ~ ca «c'est», les verbes sura- «demander» ~ sura-«demander», tacca «couper» ~ θacac «couteau», -ki ~ -ce (affixe du temps passé catégorique).

Les faits révélés de la similitude culturelle et linguistique exigent une étude approfondieà venir.

LYRIC-POETIC PROSE IN LITERATURE (In the works of Mir Jalal)

Prof. Dr. Hajar Huseynova
Azerbaijan State Pedagogical University

Summary
Mir Jalal did not call a work that was simple in content and could not express the image of man and human feelings. According to him, the work of art revives the past life and lives in the imagination of the reader, shows the importance of the artist's ability to create, skill, pen power.
The language of Mir Jalal's works of art, one of the prominent representatives of XX century Azerbaijani prose, is very natural, lively and rhythmic. “Simplicity, sincerity and persuasion are the main qualities of Mir Jalal's language. Whatever he writes, he always tried to be simple, paid more attention to the unity of meaning and form ”(Y. Seyidov).

The scientific researches of the scientist Mir Jalal are as loved, readable and irreplaceable in the field of development of Azerbaijan literary criticism as his works of art. In the second half of the twentieth century, a new socio-political climate created conditions for the development of traditions in the field of poetics in literary criticism.

The first work in this direction was M.Jalal's "Fuzuli mastery". The book analyzes the development of poetic categories in a consistent and comparative way. Fuzuli's invaluable services in the development of world artistic thinking, his artistic discoveries are proved by the logic of scientific analysis in the monograph. Comparative analysis allows us to reveal the artistic power of Fuzuli, the novelty in his poetics. In the monograph, researcher-scientist Mir Jalal made a comparative analysis of the works of many prominent poets - Khagani, Nizami, Nasimi, Khatayi, Habibi and others. This was the result of the great writer's interest and love for poetry. However, it should be noted that the fact that the oldest sources of Azerbaijani literature are in the form of poems has not left unaffected the work of many of our writers.

This proves that later examples of prose, even our modern prose, are connected with poetry and originate from poetry. Folklore literature, which developed from small stales to epics reflecting both poetry and prose, confirms what we have said. Mir Jalal's own prose contains these features and is considered the best example of lyrical-poetic prose.

Keywords: work, prose, rhythm, lyrics, saga, rhyme

ƏDƏBİYYATDA LİRİK-POETİK NƏSR (Mir Cəlalın yaradıcılığında)

GİRİŞ

Mir Cəlal məzmunu bəsit olan, insanı və insan hisslərinin obrazını ifadə edə bilməyən əsəri əsər adlandırmırdı. Onun fikrincə, bədii əsər keçmiş yaşanmış həyatı yenidən canlandırıb oxucunun təsəvvüründə yaşadır, sənətkarın yaratmaq qabiliyyətinin, məharətinin, qələm gücünün əhəmiyyətini göstərir.

XX əsr Azərbaycan nəsrinin görkəmli nümayəndələrindən olan Mir Cəlalın bədii əsərlərinin dili olduqca təbii, canlı və ritmikdir. "Sadəlik, səmimilik və inandırıcılıq Mir Cəlalın dilinə məxsus əsas keyfiyyətlərdəndir. O nədən yazırsa, yazsın, həmişə sadə olmağa çalışmış, məna və formanın vəhdətinə daha çox fikir vermişdir" (Y.Seyidov).

Alim Mir Cəlalın elmi araşdırmaları da bədii əsərləri qədər sevilən, oxunan və Azərbaycan ədəbiyyatşünaslığının inkişafı sahəsində əvəzedilməzdir. XX əsrin II yarısında yeni ictimai-siyasi ab-hava ədəbiyyatşünaslıqda poetika sahəsindəki ənənələrin inkişafına şərait yaratmışdı. Həmin istiqamətdə yaranan ilk əsər M.Cəlalın "Füzuli sənətkarlığı" əsəri oldu. Kitabda poetik kateqoriyaların inkişafı ardıcıl və müqayisəli şəkildə təhlil edilir. Füzulinin dünya bədii təfəkkürünün inkişafında əvəzolunmaz xidmətləri, bədii kəşfləri monoqrafiyada elmi təhlilin məntiqi ilə isbat edir. Müqayisəli təhlillər Füzulinin sənətkarlıq qüdrətini, poetikasındakı yenilikləri üzə çıxarmağa imkan verir. Monoqrafiyada tədqiqatçı-alim Mir Cəlal bir çox görkəmli şairlərin – Xaqani, Nizami, Nəsimi, Xətayi, Həbibi və başqalarının yaradıcılığını müqayisəli şəkildə təhlil etmişdir. Bu isə, böyük yazıçının şeirə, poeziyaya marağının, sevgisinin nəticəsi idi. Lakin onu da qeyd etmək lazımdır ki, Azərbaycan ədəbiyyatının ən qədim qaynaqlarının nəzm formasında olması bir çox yazıçılarımızın yaradıcılığına təsirsiz qalamamışdır. Bu, daha sonralar formalaşan nəsr nümunələrinin, hətta müasir nəsrimizin də şeirlə bağlılığını, şeirdən qaynaqlandığını isbat edir.

Kiçik bayatılardan başlayaraq həm nəzmi, həm də nəsri özündə əks etdirən dastanlara qədər yüksələn xətlə inkişaf edən folklor ədəbiyyatı da, ilkin variantda nəzmlə yaradılan, sonra katiblər tərəfindən üzü köçürülərkən nəsrləşdirilən, qafiyəli nəsrə çevrilən "Kitabi-Dədə Qorqud" dastanı da dediklərimizi təsdiqləyir. Mir Cəlalın özünün bədii nəsri də həmin xüsusiyyətləri özündə ehtiva edir və lirik-poetik nəsrin ən gözəl nümunələri hesab edilir.

Açar sözlər: əsər, nəsr, ritm, lirika, dastan, qafiyə

METOD

Mir Cəlalın əsərlərinin dil-üslub xüsusiyyətlərinin öyrənilməsi, tədqiqi zamanı, əsasən, müqayisəli-qarşılaşdırma metodundan, statistik və üslubi metodlardan istifadə edilmiş, müasir dilçilik üsulları tətbiq edilmişdir.

ANNOTASİYA
Məqalədə kökü nəzmə, şeirə dayanan Azərbaycan-türk nəsr nümunələrinin poetikliyindən bəhs edilir. Lirik-poetik nəsrin haradan qaynaqlandığı izah olunur. Məlum olur ki, ən qədim nəsr nümunələri öz başlanğıcını nəzmdən almış, ilk ədəbi nəsr nümunələri, bədii, hətta elmi əsərlər belə, nəzmlə yazılmışdır. Bu xüsusiyyət bu günümüzə qədər davam etmmiş, müasir yazıçılarımızın yaradıcılığında da müşahidə edilməkdədir. Eyni zamanda lirik-poetik nəsr nümunələri yaradan yazıçıların şıxsi yaradıcılıq keyfiyyəti kimi də başa düşülə bilər. Həmin yazıçının poeziyaya sevgisinin göstəricisi hesab edilə bilər. Eyni zamanda XX əsrin görkəmli Azərbaycan nasiri, alimi, pedaqoqu Mir Cəlalın yaradıcılığı da poeziyadan qaynaqlandığı üçün onun nəsr əsərlərini lirik-poetik nəsr olaraq dəyərləndirmək mümkündür.

MÜZAKİRƏ
İnsan söz vasitəsilə keçmişlə, gələcəklə əlaqə saxlayır, öz düşüncə və duyğularını tarixin, zamanın yaddaşına yazır. Müdriklərin fikrincə, "bəşəriyyətin ən böyük hikmətlərindən, insan şüurunun ən böyük kəşflərindən biri sözdür. Müqəddəs kitablar – söz, dövlətləri çiynində saxlayan qanunlar - söz, hikmət, fəzilət də sözdür. Dünyanın adı bilinən və bilinməyən hər ölkəsindən, tarixin hər dövründən süzülüb gələn işıq da sözdür".
Bədii söz isə sonu görünməyən bir dəryadır ki, dil vasitələri bu dəryada üzür, yazıçılar-söz sərrafları yaratdıqları bədii əsərin mövzusu, obrazların canlılığı üçün həmin ifadə vasitələrindən uyğun olanını seçir, obrazlarını rəngləyir, təzahür imkanlarının obrazlılıq sistemini yaradırlar.
XX əsr Azərbaycan ədəbi- bədii dilinin inkişafında Mir Cəlalın əvəzedilməz rolu olmuşdur. Azərbaycan nəsrinin görkəmli simalarından biri, yazıçı Mir Cəlal əsl istedad sahibi olmuşdur. Əsl istedadlarda, dahilərdə isə hər şey sadə, saf və səmimidir. "Dahilər bəşəriyyətin sərlövhəsidir", – deyirlər. "Mir Cəlal XX əsr Azərbaycan nəsrinin, XX əsr Azərbaycan ədəbiyyatının sərlövhəsidir", - desək yanılmarıq. Çünki Mir Cəlal heç zaman özünü insanlardan yüksəkdə tutmamış, həmişə insanlarla bir yerdə, bir sırada olmuşdur.
Yazıçılar öz əsərlərində yaşayırlar, əsərlərində yaşayanlar isə ölmürlər. Yazıçıların ömrü illərlə deyil, yaratdığı əsərlərlə, əməllərilə ölçülür. Yazıçı öz əsərlərinə, əsərləri isə xalqa mənsubdur. Mir Cəlal yaratdığı söz xəzinəsi ilə öz adını Azərbaycan ədəbiyyatı tarixinə əbədilik yazmışdır. Onun bədii əsərlərində xalqımızın tarixi, adət- ənənəsi, inam və etiqadları mükəmməl şəkildə əks olunur. Yazıçı xalqın qəlbinə, ruhuna nüfuz etmiş, dərdinə şərik olmuş, əsərlərində təsvir etmişdir. Mir Cəlalın bədii əsərlərinin dili həyati, canlı, təbii, sadə və səmimidir. Əsərlərinin uğur qazanmasının əsas səbəbi də məhz budur.
Mir Cəlal "Dirilən adam"ların "Manifest"ini "Açıq kitab" kimi qarşımıza qoydu, "Yolumuz hayanadır", - deyə çarəsiz qalan "Yaşıdlar"ı "Təzə şəhər"lərə toplamaqla kifayətlənmədi, onları qaranlıqdan aydınlığa, azadlıq uğrunda mübarizəyə səslədi, "zəncirləri qırmaq üçün əql gücü də, əl gücü də lazımdır", - deyərək Azərbaycanın azadlıq meydanını Kərbəla meydanına bərabər tutdu, azadlığın verilmədiyini, alındığını və onu qorumağın müqəddəsliyini insanlara anlatdı.
Mir Cəlal məzmunu bəsit olan, insanı və insan hisslərinin obrazını ifadə edə bilməyən əsəri əsər adlandırmırdı. Onun fikrincə, bədii əsər keçmiş yaşanmış həyatı yenidən canlandırıb oxucunun təsəvvüründə yaşadır, sənətkarın yaratmaq qabiliyyətinin, məharətinin, qələm gücünün əhəmiyyətini göstərir.

XX əsr Azərbaycan nəsrinin görkəmli nümayəndələrindən olan Mir Cəlalın bədii əsərlərinin dili olduqca təbii, canlı və ritmikdir.Bu haqda Y.Seyidov yazmışdır: "Sadəlik, səmimilik və inandırıcılıq Mir Cəlalın dilinə məxsus əsas keyfiyyətlərdəndir. O nədən yazırsa, yazsın, həmişə sadə olmağa çalışmış, məna və formanın vəhdətinə daha çox fikir vermişdir".

Alim Mir Cəlalın elmi araşdırmaları da bədii əsərləri qədər sevilən, oxunan və Azərbaycan ədəbiyyatşünaslığının inkişafı sahəsində əvəzedilməzdir. XX əsrin II yarısında yeni ictimai-siyasi ab-hava ədəbiyyatşünaslıqda poetika sahəsindəki ənənələrin inkişafına şərait yaratmışdı. Həmin istiqamətdə yaranan ilk əsər M.Cəlalın "Füzuli sənətkarlığı" əsəri oldu. Kitabda poetik kateqoriyaların inkişafı ardıcıl və müqayisəli şəkildə təhlil edilir.

Füzulinin dünya bədii təfəkkürünün inkişafında əvəzolunmaz xidmətləri, bədii kəşfləri monoqrafiyada elmi təhlilin məntiqi ilə isbat edir. Müqayisəli təhlillər Füzulinin sənətkarlıq qüdrətini, poetikasındakı yenilikləri üzə çıxarmağa imkan verir.

Monoqrafiyada tədqiqatçı-alim Mir Cəlal bir çox görkəmli şairlərin – Xaqani, Nizami, Nəsimi, Xətayi, Həbibi və başqalarının yaradıcılığını müqayisəli şəkildə təhlil etmişdir. Bu isə, böyük yazıçının şeirə, poeziyaya marağının, sevgisinin nəticəsi idi. Lakin onu da qeyd etmək lazımdır ki, Azərbaycan ədəbiyyatının ən qədim qaynaqlarının nəzm formasında olması bir çox yazıçılarımızın yaradıcılığına təsirsiz qalamamışdır. Bu, daha sonralar formalaşan nəsr nümunələrinin, hətta müasir nəsrimizin də şeirlə bağlılığını, şeirdən qaynaqlandığını isbat edir.

Kiçik bayatılardan başlayaraq həm nəzmi, həm də nəsri özündə əks etdirən dastanlara qədər yüksələn xətlə inkişaf edən folklor ədəbiyyatı da, ilkin variantda nəzmlə yaradılan, sonra katiblər tərəfindən üzü köçürülərkən nəsrləşdirilən, qafiyəli nəsrə çevrilən "Kitabi-Dədə Qorqud" dastanı da dediklərimizi təsdiqləyir.

Həmin xüsusiyyət Azərbaycan yazıçılarının bir çoxunun əsərlərində özünü göstərir. Lakin bu cəhət kimdəsə az, kimdəsə daha çox gözə çarpır.

Məlumdur ki, M.F.Axundov, M.S.Ordubadi, M.İbrahimov və digərləri kimi, Mir Cəlal da yaradıcılığa şeirlə başlamış, 30-cu illərdə nəsrə keçmiş və XX əsr Azərbaycan ədəbiyyatı tarixində roman və hekayələr ustadı kimi məşhurlaşmışdır.

1920-ci illərin sonlarında bir çox Azərbaycan şairləri keçmiş ənənəni öz poeziyalarında davam etdirsə də, bəziləri tamamilə fərqli yol tutmuşdular. Onlar "rus ədəbiyyatının – poeziyasının günəşi" Vladimir Mayakovski ənənələrini davam etdirərək yeni həyatı, reallıqları tərənnüm etməyə çalışırdılar.

Mir Cəlal da həmin yazarlardan biri idi. Lakin sonralar Mir Cəlalın "özünəməxsus rəmzinə çevrilən nəsri onun poeziyasını o dərəcədə kölgədə qoymuşdur ki, ədibin yaradıcılığının bu qolu – poeziya, demək olar ki, tamamilə unudulmuşdur" (A.Hacıyev). Poeziyaya olan sevgisi isə yazıçının nəsr əsərlərinə təsir göstərmişdir. M.Cəlal yaradıcılığında - bədii (hətta elmi) təfəkküründə intonasiya xüsusi yer tutur. Yazıçının nəsr əsərləri ənənəvi nəsr intonasiyasını özündə əks etdirir. Lakin müşahidələr göstərir ki, M.Cəlal deyim tərzinə, fərdi üslubuna görə başqalarından fərqlənir. Onun nəsri daha ritmik, lirik, daha emosional və ahəngdar olaraq nəzmə yaxındır.

Yazıçı ilk yaradıcılığa şeirlə başlaması, poeziyaya marağı ilə bağlı öz tərcümeyi-halında yazırdı: "...Gənc işçi"... Mən istəyirdim orada yazım. Bir neçə şeir qaralayıb poçtla göndərdim, cavab çıxmadı... Bir dəfə Mayakovskinin "Zərbəçi marşı" şeiri əlimə keçdi, oxudum və nədənsə tərcümə etmək fikrinə düşdüm...Bir həftə sonra həmin tərcümə şeirim çıxdı. Bu, mənim mərkəzi mətbuatda ilk yazım idi".

Mir Cəlalın şeir yaradıcılığı haqqında qısa məlumatlardan birinə isə C.Xəndanın "Mir Cəlal" (15) monoqrafiyasında rast gəlirik. Müəllif monoqrafiyada yazmışdır: "1924-28-ci illərdə Mir Cəlalın ədəbi-ictimai fəaliyyəti başlanır və o, ilk şeirlərini nəşr etdirir.
S.Rüstəm Mir Cəlalın nəsri ilə poeziyasını böyük məharətlə əlaqələndirərək: "Sənin nəsrin də elə şeir kimidir", – fikrini söyləmişdir.
Ədibin 1924-29-cu illərdə "Qızıl Gəncə", "Gənc işçi" və başqa mətbuat orqanlarında nəşr olunmuş şeirləri haqqında prof.A.Hacıyev "Poeziyadan nəsrə" (6) kitabında ətraflı məlumat vermiş, həmin şeirləri olduqca dərindən, hərtərəfli təhlil etmişdir. Mayakovski poeziyasının təsirinin hiss olunduğu "Şimaldan səs" şeirində müəllif sadə insanların ağır vəziyyətini, lirik qəhrəmanın çətinliklərini ifadə etmək üçün yazıçının çox uğurlu söz və ifadələr seçdiyini (məhbəs, məzar, dəmir qəfəs... və s.) vurğulamışdır. Qəhrəmanın ictimai-siyasi inkişafına şimaldan gələn səsin səbəb olduğunu və əsərin də elə bu cəhətə görə "Şimaldan səs" adlandırıldığını qeyd etmişdir. Prof.A.Hacıyev "Şimaldan səs" şeirini "poetikləşdirilmiş nəsr" adlandırmışdır. "Dənizin cinayəti" (1928) şeirində isə Qara dənizdə qəzaya uğrayan "Mustafa Sübhi" gəmisinin faciəsindən bəhs olunmuş, yazıçı-şair bu faciədə dənizi günahlandırmışdır.
"Anamın vəsiyyəti" şeirində lirik qəhrəmanın anası son nəfəsdə oğluna təhsil almağı, şəhid atasının yolunu davam etdirməyi vəsiyyət edir. Bu hadisənin birbaşa Mir Cəlalın öz şəxsi həyatından götürüldüyü ehtimal olunur.
Mir Cəlal "Müxbir" şeirində bir müxbirin həyatını təsvir etmiş, müxbirlərin həyat hadisələrini doğru-düzgün əks etdirməli olduqlarını diqqətə çatdırmış, sanki müasir jurnalistika məktəbi, gənc müxbirlər üçün bir örnək yaratmışdır.
Ədibin məhəbbət mövzulu şeirləri zəmanəmizə qədər gəlib çatmamışdır.
Belə qənaətə gəlmək olar ki, poeziyada da özünəməxsus yolu, üslubu olan Mir Cəlal sonralar duyğu və düşüncələrini ifadə etmək üçün nəsri daha münasib bilmişdir. Amma nəsr əsərlərinin müəllifi olması, nəsrlə yeni-yeni zirvələr fəth etməsi Mir Cəlalı poeziyadan birdəfəlik uzaqlaşdıra bilməmişdir. Çünki nəsr əsərlərini – hekayə və romanlarını tədqiq edərkən görkəmli yazıçının bu əsərlərdə də poeziya, nəzm ünsürlərinə yer verməsinin, bəzən tərənnümün təsviri üstələməsinin şahidi oluruq. Bu əsərlər qafiyəli nəsr parçaları ilə zəngindir. Qafiyəli nəsr parçaları isə nəsrin ağırlığını aradan qaldırır, əsərin emosional-estetik təsirini, poetizmini, dinamikliyini artırır. Məsələn, "Açıq kitab" romanında övladını itirən ananın faciəsini yazıçı qafiyəli nəsrlə aşağıdakı kimi ifadə etmişdir.

Bu nədir?Ananın gözlərindən axan yaşmıdır?
Göylərin qəhrindən tökülən dolumudur?Tökün, yağdırın güllələrinizi, ey bulud qoşunları!
Ana sinəsindən qopan həsrət küləy gurlasın, Dolu döysün, sel bassın!
Hava durulsun, yer təmizlənsin! (12,III,391)

Verilmiş parçada yazıçı tanrı qədər müqəddəs hesab etdiyi ananın faciəsini, onun keçirdiyi hissi-halı təbiət hadisələri ilə əlaqələndirmiş, insanla təbiətin dialektik vəhdətini qafiyəli nəsrlə tərənnüm etmişdir. Diqqət yetirsəniz, biz burada "təsvir etmişdir" deyil, "tərənnüm etmişdir" ifadəsini işlətməyi daha məqsədəuyğun bilmişik. Bu, təsadüfi deyil. Əslində, təsvir nəsrin, tərənnüm isə nəzmin əsas keyfiyyətlərindən, ifadə üsullarındandır. Yazıçı gördüyü, təsvir etdiyi hadisənin onda yaratdığı həyəcanı tərənnüm etmişdir. Yuxarıdakı parçada da oxucu yazıçının keçirdiyi həyəcanı hiss edə bilir. Ümumilikdə, C.Cabbarlının "Ana" şeiri ilə eyni səviyyədə dayana bilən bu parçanın nəsr parçası olduğunu belə, ilk baxışdan müəyyən etmək çətindir.

"Yolumuz hayanadır" əsərində M.Ə.Sabir (əsərdə Tahirzadə) haqqında Mir Cəlal belə bir məlumat vermişdir:

Şair qanadlanmaq,torpaqdan qüvvət,
günəşdən qüdrət, çöllərdən vüsət almaq,
Qəhqəhəli çağırışlarını vətən göylərinə yazmaq,
vətəndaşlarına oxutmaq istəyirdi. (12. IV . 10)

Parçada işlənmiş "qüvvət, qüdrət, vüsət" həmqafiyə isimləri, "almaq, yazmaq, oxutmaq" feilləri daxili qafiyələri xatırladır. Nəsr parçasına oynaq bir ritm, ahəngdarlıq verir. Nəsrin qafiyələri, ahəngi personajların düşüncələrinin, sevinc və kədərinin obrazlı ifadəsinə xidmət edir.

"Mərkəz adamı" hekayəsində Əntərzadənin işləmək üçün kəndə göndərilməsini eşidəndə düşdüyü vəziyyəti ifadə etmək üçün Mir Cəlal yenə qafiyəli nəsri münasib bilmişdir:

Rayona getmək xəbərini söyləyəndə
deyəsən kişiyə vay xəbərini verdilər:
Saraldı, kiçildi, boğazı biçildi.
Yalvardı, buraxmadılar.
Hədələdi, qorxmadılar.
Səs-küy saldı, eşitmədilər. (12.. I .28)

Parçada həmqafiyə həmcins xəbərlər birinci tərkib hissəni aydınlaşdırmışdır. Adi intonasiya ilə başlanan cümlə xüsusi ritmlə, oynaq ahənglə – saraldı, kiçildi, boğazı biçildi – həmqafiyə sözləri ilə başa çatır. Hadisənin ciddiliyi, "vay xəbəri"nin kədərli deyil, oynaq ahənglə verilməsi ilə təzad təşkil edir, personajın düşdüyü vəziyyətin gülünclüyünün daha qabarıq şəkildə ifadəsinə şərait yaradır.

"Dirilən adam" romanından bir nümunəyə nəzər salaq:

Qatırçılar qatırlardan töküldülər,
Qatırları meşəyə ötürdülər. (12. I c., s.28)

Bu iki misrada – cümlədə yazıçı fikrin obrazlı ifadəsi üçün bir neçə üslubi vasitədən istifadə etmişdir: cümlələrdə "q" samitinin alliterasiyası, "qatır" sözünün təkrar işlədilməsi, "töküldülər, ötürdülər" həmqafiyə feilləri parçanın ritmini, hadisənin dinamikliyini təmin etmişdir. Başqa bir nümunə:

Bu yerdə Orucəliyev ağzı bağlıdır.
Ağzı bağlıdır, ürəyi dağlıdır. (*12. III c., s.43*)

Verilmiş parçada "ağzı bağlı, ürəyi dağlı" ifadələri həmqafiyə, "ağzı bağlı" birləşməsi isə sintaktik-konstruktiv təkrar olaraq anadiplosis yaratmağa xidmət etmiş, fikrin təsirli ifadəsini təmin etmiş, oxucunun diqqətini əsas hərəkətə yönəltmək funksiyasını yerinə yetirmişdir. Mir Cəlalın bədii əsərləri bu və digər üslubi vasitələrlə zəngindir.

Yazıçı öz əsərləri ilə bu gün də gənc nəslin vətənpərvərlik ruhunda tərbiyə olunması kimi müqəddəs isə xidmət göstərirsə, deməli, o ölməmişdir. Mir Cəlal yaradanlardan idi. Yaratmaq isə ölümü öldürmək deməkdir: Zaman keçər, söz qalar.

AKTUALLIQ

Məqalənin mövzusunun aktuallığı haqqında onu demək olar ki, ilk növbədə, hər bir görkəmli Azərbaycan yazıçısının bədii əsərləri müxtəlif istiqamətlərdən tədqiq edilməlidir. XXəsr Azərbaycan ədəbiyyatında gedən bütün ədəbi prosesləri öyrənmək üçün Mir Cəlalın

yaradıcılığı da müxtəlif istiqamətlərdə tədqiq edilməli, yazıçının dil-üslub xüsusiyyətləri müəyyən edilməlidir. Bu cəhətdən məqalədə yazıçının nəsr əsərlərində yer verdiyi lirik parçaların haradan qaynaqlandığını müəyyənləşdirmək aktual məsələdir. İlk növbədə, bu xüsusiyyət yazıçının ədəbi prosesə şeirlə başladığının, poeziyaya sevgisinin əsas göstəricisi olaraq qəbul edilə bilər. İkinci cəhət isə, yazıçının, yeri gəldikcə, nəsr əsərlərinin ağırlığını aradan qaldırmaq məqsədilə lirik- ritmik parçalara yer verməsidir. Hətta bəzən yazıçı obrazın düşdüyü vəziyyətin komikliyini diqqətə çatdırmaq məqsədilə qafiyəli nəsr parçalarını münasib bilmiş, əsərin oxunaqlığını təmin etmişdir. Göstərilən xüsusiyyətlərin hər birinə aid məqalədə kifayət qədər nümunələr verilmişdir.

NƏTİCƏ

Yaratdığı əsərlərə böyük məsuliyyətlə yanaşan Mir Cəlal gənc nəslin vətənpərvərlik ruhunda tərbiyə olunması işində əhəmiyyətini nəzərə alaraq əsərlərini hikmətli sözlərlə, müdrik kəlamlarla zənginləşdirmişdir. Yazıçının yaratdığı zəngin mənəvi xəzinənin, mənəvi sərvətin bir hissəsi onun hikmətli sözləri, əxlaqi-mənəvi dəyərlərimizi əks etdirən nəsr əsərləridir. Həmin əsərlər insanların yalnız mənəviyyatını deyil, həm də onun yaşadığı məkanı, zamanı da işıqlandırır.

Böyük tərbiyəvi əhəmiyyəti olan bu əsərlər həyatda hər bir insana doğru yolu göstərəcək, həqiqəti, ədaləti tapmaq yolunda yardımçı olacaq.

KAYNAKLAR

1. Adilov, Musa. 1974. Azərbaycan dilində sintaktik paralelizm. Bakı: ADU-nun Elmi əsərləri. Dil-ədəbiyyat seriyası. N4
2. Axundov, Ağamusa. 1970. Dil və üslub məsələləri. Bakı: Gənclik.
3. Alışanlı, Şirindil. 2007. Mir Cəlalın nəzəri-estetik görüşləri. Bakı: Elm
4. 1970. Azərbaycan bədii dilinin üslubiyyatı. Oçerklər. Bakı: Elm
5. Cəfərov, Nizami. 2004. Klassiklərdən müasirlərə. Bakı
6. Hacıyev, Aydın. 2012. Poeziyadan nəsrə. Bakı
7. Hacıyev, Tofiq. 2012. Azərbaycan ədəbi dili. I-II hissə. Bakı
8. Hüseynova, Həcər. 2009. Mir Cəlalın bədii əsərlərinin dili və üslubu. Bakı: Elm
9. Hacıyeva, T. 2001. Klassik aşıq poeziyasının üslubi-poetik sintaksisi. Bakı
10. Hacıyev, Tofiq. 1975. Satira dili. Molla Nəsrəddinin dili. Bakı
11.Mir Cəlal. 1940. Füzulinin poetik xüsusiyyətləri. Bakı
12. Mir Cəlal. 1967.1968. Seçilmiş əsərləri. 4 cilddə. Bakı
13. Seyidov, Yusif. 2010. Seçilmiş əsərləri. IX cild. Bakı
14.Nikonov, Bladimir. 1974. İmya i obşestvo. Moskva
15.Xəndan, Cəfər. 1958. Mir Cəlal. Bakı.

NATIONAL LANGUAGES IN THE CONTEXT OF GLOBALIZATION

Dr. Aygun MAHARRAMOVA
Baku State University

Abstract
The process of globalization is penetrating all spheres of society and a human activity. This sustainable process is diverse in countries with different levels of development, with its both positive and negative impacts. Due to its large-scale, comprehensive and contradictory nature, globalization threatens the loss of language and culture, customs and traditions of the peoples of the world. Modern information and communication means, especially the Internet, widely interfere in the interaction of the subjects of globalization.
Global communication systems are also proving language expansion in a number of countries around the world. Therefore, there is a need for complex measures of a conceptual nature in order to minimize the negative effects of global trends on language.
In the era of globalization, terminology is experiencing a period of rapid scientific development. This is primarily owing to the fact that scientific and technological progress is now one of the driving forces of modern society. Consequently, every event and scientific innovation that takes place in society, in scientific-technological progress is reflected in a language. Language, which is the crucial form of communication between people in society, is enriched by the influence of various social groups in this society. So, the terminology, which is the most flexible part of the vocabulary of the language, is constantly evolving. Term creation in modern terminology is mostly characterized with the development in the direction of international language.
The process of globalization can have a positive impact on the security and development of language, as well as a negative one. The positive effect of the process is reflected in the enrichment of the lexical unit of the language, its new meaning and culture. Currently, its negative effects on the national language are of greater concern. Language security is often discussed in the context of national security, information security, linguistic sovereignty, and language policy issues. As a result, it is clear that the concept of tolerance is closely related to the concept of language security. The level of language tolerance can be determined by individual or group-defined rules and preferences.

Keywords: globalization, international relations, national languages, language policy, vocabulary

KÜRESELLEŞME KOŞULLARINDA ULUSAL DİLLER

Özet
Küreselleşme süreci toplumun ve insan faaliyetinin tüm alanlarına nüfuz etmektedir. Bu devamlı süreç hem olumlu hem de olumsuz etkiye sahip olmakla çeşitli kalkınma düzeylerine sahip ülkelerde farklıdır. Küreselleşme geniş ölçekli, kapsamlı ve çelişkili doğası nedeniyle, dünya halklarının dil ve kültür, gelenek ve göreneklerini kaybetmesini tehdit altına alıyor. Küreselleşme döneminde yaşayan insanların karşılıklı ilişkilerine modern bilgi ve iletişim araçları, özellikle internet büyük ölçüde müdahale etmektedir. Küreselleşme aynı zamanda ulusların yakınlaşması ve birbirlerinin yaşam tarzını öğrenerek benzemeleridir Bu zaman ulusal kültürlerin gelişmesi ve spesifikliğinin korunması meslelerine özel önem verilmelidir.
Küresel iletişim sistemleri dünyanın birçok ülkesinde dil gelişiminin ötürücüsü gibi de kendini gösteriyor. Bu nedenle, küresel eğilimlerin dil üzerindeki olumsuz etkisini minimuma indirmek için kavramsal nitelikte kompleks önlemlere ihtiyaç vardır.
Küreselleşme çağında terminoloji hızlı bilimsel gelişme dönemi yaşıyor. Bu, öncelikle bilimsel ve teknolojik ilerlemenin günümüzde modern toplumun itici güçlerinden biri olmasından kaynaklanıyor. Bu nedenle sosyal hayatta, bilimsel ve teknolojik gelişimde gerçeklemiş her bir olay ve yenilikler dilde de yansımaktadır. İnsanlar arasında iletişimin esas şekli olan dil toplumun çeşitli sosyal gruplarının etkisine maruz kalarak zenginleşiyor. Böylece dilin söz varlığının en çevik katmanı olan terminoloji sürekli olarak gelişiyor. Mevcut bilgi mübadelesi sürecinin aşırı hızlı olması dil birimlerinin terminoloji yoluyla bilime girmesini önlüyor. Bu nedenle, terminolojide gerçekleşen süreçlerden en önemlisi yeni terimlerin ortaya çıkması ve dünya dillerinde yer almasıdır. Çağdaş terminolojide terimlerin türetilmesi daha çok uluslararası dil yönünde gelişmesi ile karakterize edilir.
Küreselleşme dilin güvenliğine ve gelişimine olumlu etki gösterdiği gibi olumsuz etki de gösterebilir. Sürecin olumlu etkisi dilin leksik biriminin, onun yeni anlam tarzının ve kültürün zenginleşmesine yansıyor. Şu anda küreselleşmenin ulusal dil üzerindeki olumsuz etkileri daha büyük endişeye neden oluyor. Dilin güvenliği ulusal güvenlik, bilgi güvenliği, lengüistik egemenlik ve dil politikası konuları bağlamında tartışılmaktadır. Sonuçta dil güvenliği kavramıyla toleranslılık kavramının sıkı ilişkide olması belli oluyor. Dil toleranslılığının düzeyi bireysel veya grup tarafından belirlenmiş kurallar ve üstünlükleri ile tayin edilebilir.

Anahtar Kelimeler: *Küreselleşme, Uluslararası İlişkiler, Ulusal Diller, Dil Politikası, Söz Varlığı*

Giriş

Hər bir dili yaşadan və inkişaf etdirən onun mənsub olduğu xalqdır, yəni dil hər bir xalqın milli varlığının təcəssümüdür. Dünyanın müxtəlif ölkələrində yaşayan xalqlar üçün milli dilin əhəmiyyəti də elə məhz bu meyarla müəyyənləşir. Dilin universal mahiyyətini təsdiqləyən başqa bir cəhət də odur ki, o, ayrı-ayrı etnoslar üçün fərqlənmə etolonudur. Həqiqətən də, dil milli mənəviyyatın elə ecazkar bir xəzinəsidir ki, milyonlarla insan ondan geniş miqyasda

faydalandığına baxmayaraq, heç vaxt bitib-tükənmir, əksinə, dil istifadə olunduqca daha da zənginləşir.



Xalqlar tarixin enişli-yoxuşlu, taleyüklü mərhələlərindən keçərək, özləri ilə bərabər milli dəyərlərini, xüsusən də ana dililərini bu və ya digər şəkildə mühafizə edir, bu dəyərli mirası gələcək nəsillərə ötürürlər. Təbii ki, bunu yer üzündə tarixən mövcud olmuş və bu gün də yaşamaqda olan bütün millətlərə aid etmək olmaz. Əgər məsələyə bu nöqteyi-nəzərdən yanaşsaq, xalqlar aşağıdakı kimi qruplaşdırıla bilər: a) öz varlıqları ilə bərabər ana dillərini də müasir dövrümüzədək qoruyub saxlamış xalqlar; b) öz varlıqlarını saxlamış, lakin ana dillərini itirmiş xalqlar; c) tarix səhnəsindən silinmiş, lakin dilləri bu gün də yaşayan xalqlar. Sonuncuların dilləri tarixən mükəmməl şəkildə yaratmış olduqları sivilizasiyalarda (elmi-mədəni nailiyyətlərdə) mühafizə olunur və işlənməsi baxımından hal-hazırda passivdirlər. Məsələn, latın dilini buna nümunə göstərə bilərik.

Uzun əsrləri əhatə edən ictimai-siyasi proseslər ayrı-ayrı coğrafiyalarda yaşayan xalqların dillərinə bu və ya digər şəkildə təsir edir, müasir dövrdə müxtəlif dillərin milli və regional səviyyədə dil siyasəti qlobal müstəviyə yüksəlir. Qlobal dil siyasəti, ümumən dünyada gedən dil proseslərini, regional dil siyasəti isə dillərin qarşılıqlı əlaqədə olduğu bu və ya digər regionu əhatə edir. Milli dil siyasəti isə bir ölkə, yaxud dövlət daxilində aparılır. Dil siyasətinin ən humanist və ya mədəni forması dil quruculuğudur ki, burada siyasi iradədən daha çox elmi-mədəni təşkilatçılıq mühüm rol oynayır. Və təbii ki, müasir dövrün tələbidir ki, milli dil quruculuğunun məzmunu qloballaşmanın mənfi təsirlərindən qorunmağın əsas istiqamətlərini özündə əks etdirmiş olsun.

Qloballaşma prosesi cəmiyyətin və insan fəaliyyətinin bütün sahələrinə nüfuz etməkdədir. Bu davamlı proses həm müsbət, həm də mənfi təsir xüsusiyyətlərə malik olmaqla müxtəlif inkişaf

səviyyəli ölkələrdə fərqlidir. Qloballaşma həyatın müxtəlif sahələrini əhatə edən elə bir universal prosesdir ki, min illər boyu bir-birindən bu və ya digər dərəcədə təcrid olunmuş, parçalanmış və diferensiallaşmış hadisələri: milli, yaxud regional xüsusiyyətləri, vərdişləri, kompleksləri çağdaş texnologiyaların güclü təsiri altında görünməmiş bir sürətlə bir-birinə yaxınlaşdırır. Bunun nəticəsində qloballaşma çoxşaxəli əlaqələrlə səciyyələnən iqtisadi-siyasi və mənəvi-ideoloji bütövlük yaratmaqla müxtəlifliyə sədd çəkərək dünyada baş verən hadisə və prosesləri vahid məcraya salır. Əslində orta əsrlərin sonu yeni dövrün əvvəllərindən başlanan, lakin XX əsrin ortalarından etibarən daha da sürətlənən qloballaşmanın əsas göstəricisi bütün dünyanı əhatə edən çoxşaxəli inteqrasiya və ya beynəlxalq ünsiyyət-kommunikasiya ehtiyacıdır.

Genişmiqyaslı, hərtərəfli və ziddiyyətli xarakterinə görə qloballaşma dünya xalqlarında dil, mədəniyyət, adət və ənənələrin itirilməsi təhlükəsini yaradır. Qloballaşma subyektlərinin qarşılıqlı münasibətlərinə müasir informasiya -kommunikasiya vasitələri, xüsusilə internet daha çox müdaxilə edir. Nəzərə alsaq ki, qloballaşma həm də millətlərin yaxınlaşması və bir-birinin həyat tərzini götürərək ona oxşaması deməkdir, bu zaman milli mədəniyyətlərin inkişafı və onların spesifikliyinin qorunması məsələləri xüsusi diqqət mərkəzində olmalıdır. Elm adamlarının hesablamalarına görə, qlobal kommunikasiya sistemlərinin yardımı ilə milli dillərin "çirklənməsi" və bir-birinə nüfuz etməsi nəticəsində mədəniyyətə kobud davranış, ünsiyyət formaları, cahillik, pis vərdiş və yad dəb elementləri aşılanır. Unutmaq olmaz ki, hər bir canlı dilin arxasında onun ifadə zənginliyinin əks etdirən mədəniyyət dayanır (6).

Dahi alman filosofu Leybnisin belə bir aforizmi var: "Mənə mükəmməl bir əlifba verin, sizə mükəmməl bir dil verim, mənə mükəmməl dil verin, sizə mükəmməl bir mədəniyyət verim". Danılmaz bir həqiqətdir ki, hər bir xalqın tarixi, mədəniyyəti, yaşam tərzi onun milli dilində əks olunur. Milli dil milli şüurun ifadə tərzi, onun kommunikativ simvoludur. Milli şüur etnosun həyatında məna daşıyan, nizamlayıcı, ruhi başlanğıcdır. Milli şüur həm də etnosun varlığı əksetdirmə formasıdır. Varlıq isə məlum olduğu kimi maddi və mənəvi gerçəkliklərin vəhdətindən ibarətdir. İnsani kommunikasiya vasitəsi kimi (və bu səbəbdən də eyni zamanda həm sosial, həm də milli səciyyə daşımaqla) dil zəruri olaraq özündə dünyagörüşü, etnik və mədəni dəyərlərin özəlliklərini və həmçinin bu və ya digər dil icmasına xas davranış normalarının izlərini əks etdirir. Bütün bunlar öz əksini dilin leksikasında tapır ki, bu barədə tez-tez və çox danışırlar. Ancaq bununla bərabər, xüsusi qeyd olunmalıdır ki, milli mentaliteti daha çox dilin qrammatik quruluşu əks etdirir. "Dildəki sözlərin sayı onun dünyasının tutumunu göstərdiyi halda, dilin qrammatik quruluşu bizdə təfəkkürün daxili təşkili barədə təsəvvür yaradır" (Humboldt, 1984: 15). Məhz V.fon Humbolt ilk dəfə olaraq "xalqın dil şüuru" kimi vacib anlayışı elmi dövriyyəyə daxil etmişdir (Humboldt, 1984: 47). B.Serebrennikov isə bu haqda yazır: "Müəyyən münasibətlərin çoxsaylı təkrarlanması insanın ağlında məlum təcrübə kateqoriyasını formalaşdırır. Mahiyyət etibarı ilə bu, dildə ifadəsini tapa bilən anlayış kateqoriyasıdır. Bu kateqoriyanın hansı şəkildə dildə öz ifadəsini tapacağı isə linqvokreativ təfəkkürdən asılıdır. Linqvokreativ təfəkkür ifadə vasitələrinin seçimini həyata keçirə bilər, kateqoriyanın semantik tutumunu, başqa anlayışlarla uyarlıq özəlliklərini və s. müəyyən edə bilər" (Serebrennikov, 1988: 8). Məhz anlayış kateqoriyaları dilin morfoloji kateqoriyalarının əsasını təşkil edirlər.

Qeyd olunduğu kimi, dilin ən mütəhərrik sahəsi leksikadır. Xalqın elmi-mədəni, siyasi-iqtisadi inkişafı onun dilinə təsir göstərdiyi kimi, beynəlxalq miqyasda baş verənlər də dilin söz varlığından təsirsiz ötüşmür. Bu baxımdan, qloballaşma dövründə terminologiya sürətli inkişaf dövrünü yaşayır. Bu, hər şeydən əvvəl, onunla bağlıdır ki, hazırda elmi-texniki tərəqqi müasir cəmiyyətin hərəkətverici qüvvələrindən biridir. Ona görə də cəmiyyətdə, ictimai həyatda, elmi-texniki tərəqqidə baş verən hər bir hadisə və elmi yeniliklər dildə öz əksini tapır. Beləliklə, cəmiyyətdə insanlar arasında ünsiyyətin əsas forması kimi çıxış edən dil, bu cəmiyyətin müxtəlif sosial qruplarının təsirinə məruz qalaraq zənginləşir. Bununla da dilin lüğət tərkibinin ən çevik hissəsi olan terminologiyada daim inkişaf prosesi gedir. Qloballaşma şəraitində terminologiya strateji resurs olmaqla ölkənin inkişafında vacib rol oynayır. Ölkə vətəndaşlarının səmərəli iqtisadi, texniki və elmi ünsiyyət bacarıqları düzgün və standartlaşdırılmış terminologiyadan istifadə ilə inkişaf etdirilir. İstənilən ölkənin terminologiya təcrübəsi müxtəlif sahələrdə ünsiyyəti və rəsmi dilin funksional dil imkanlarını genişləndirir. Elmi-texniki tərəqqi ilə bağlı baş verən yeniliklərin dünya xalqların həyatına daxil olması müsbət faktor olsa da, həmin yeniliklərin dilin leksik qatına təsirinə laqeyd yanaşmaq olmaz. Belə leksik vahidlər daha çox terminoloji xarakter daşıyır. Təəssüf ki, belə alınmalar içərisində terminlərlə yanaşı, bəzən elə leksik vahidlər (məs.: *cool, ok, full* və s.) dilə daxil olmağa cəhd edir ki, bunlar dilin leksik normasını kobud şəkildə pozur.

Qloballaşma prosesi dilin təhlükəsizliyinə və inkişafına müsbət təsir etməklə yanaşı mənfi təsir də göstərə bilər. Prosesin müsbət təsiri dilin leksik vahidinin, onun yeni anlam tərzinin və mədəniyyətin zənginləşməsində özünü biruzə verir. Hal-hazırda milli dilə münasibətdə onun mənfi təsirləri daha çox narahatçılıq yaradır. Qeyd etmək lazımdır ki, dil təhlükəsizliyi anlayışı elmi ədəbiyyatda hələ sistemli təsviri olmayan nisbətən yeni bir anlayışdır. Dilin təhlükəsizliyi milli təhlükəsizlik, informasiya təhlükəsizliyi, linqvistik suverenlik və dil siyasəti problemləri kontekstində tez-tez müzakirə olunur.Nəticədə dil təhlükəsizliyi anlayışı ilə tolerantlıq anlayışının sıx bağlı olduğu məlum olur. Dil tolerantlığının səviyyəsi şəxsi və ya qrup tərəfindən müəyyən olunmuş qaydalar və üstünlükləri ilə təyin edilə bilər.

Hal-hazırda kiçik dillər də daxil olmaqla bütün dillərin qorunması və inkişafı Avropa Birliyinin rəsmi dil siyasətində öz əksini tapmışdır. Buna nail olmağın yollarından biri hətta yetkinlik yaşlarında ikən insanların birdən çox xarici dil mənimsəməsi və hər zaman öyrənməkdə davam etməsidir. 1990-cı illərin əvvəllərindən etibarən qlobal ünsiyyət dilinə çevrilmiş və dünya dillərinin lüğət tərkibinə təsir göstərən ingilis dilinin öyrənilməsindən başqa bir neçə xarici dili öyrənmək zərurəti xüsusilə vurğulanır.

Bütün bu proseslər milli birliyin, mənəviyyatın və ölkənin intellektual potensialının məhv edilməsinə gətirib çıxara bilər. Beləliklə, dilin təhlükəsizliyinin təmin edilməsi milli təhlükəsizliyin əsas şərtlərindən biridir. Dil siyasəti, cəmiyyətdə və dövlətdəki dil problemlərini həll etmək üçün ideoloji prinsiplər və praktik tədbirlər məcmusu kimi, dilin təhdidlərdən qorunması üçün nəzərdə tutulmuşdur. Onu da qeyd edək ki, ölkəmizdə dilin təhlükəsizliyinin qorunması istiqamətində Azərbaycan Respublikasının Prezident cənab İlham Əliyevin fərmanı ilə Dövlət Dil Komissiyası yanında Monitorinq Mərkəzinin yaradılması bu sahədə meydana çıxan bir sıra problemlərin aradan qaldırılmasında mühüm rol oynayacaq.

Hazırda dünyada müşahidə olunan qloballaşma şəraitində xalqların *sözlü* (verbal) və *sözsüz* (nonverbal) ünsiyyətdən istifadə etməsi vacib amil kimi bəşəriyyət qarşısında duran mühüm məsələlərdəndir. Rəsmi danışıqlardan tutmuş fərdlərarası ünsiyyətə qədər insanların fəaliyyəti canlı, əsasən şifahi, amma məsafəcə daha çox yazılı formada reallaşan ünsiyyətdə dil aparıcı silah rolunda çıxış edir. Hədəfə dəymək üçün daha yığcam və daha çevik danışmaq kommunikantlardan zəngin dünyagörüşü, dərin bilik və yaradıcılıq tələb edir.

Bu gün milli dillərin qorunması vacib şərtlərdən birinə çevrilmişdir. Nəinki məhv olmaq təhlükəsi ilə qarşılaşmış azsaylı dillər, ümumən böyük coğrafiyaları əhatə edən dillərin də yad təsirlərdən müdafiə olunması həm milli, həm qlobal səviyyədə müzakirə ediləsi məsələlərdən biridir. Dünyanın bir çox ölkələrində olduğu kimi, Azərbycanda da dövlət dili ilə yanaşı, müxtəlif azsaylı xalqların dillərinə xüsusi qayğı göstərilir.

Dilin vəziyyətini qorumaq üçün görülən tədbirlər kimi müəyyən edilir ki, dil siyasəti səlahiyyətləri daxilində müxtəlif kommunikativ məqsədlər həyata keçirilir. Çoxmillətli cəmiyyətdə yalnız dil siyasətinin xeyrinə işlər görülür.

Müasir dil siyasətinin əsas xüsusiyyətlərindən biri müasir cəmiyyətin yeni reallıqlarına uyğunlaşmaqdır. Etnik dil və mədəniyyətləri qorumaq da qarşıda duran məsələlərdəndir. Bu baxımdan dünyada gedən inteqrasiya prosesləri nəzərə alınır, ölkədə gənc nəslin dil tədrisinin təkmilləşdirilməsi üçün ehtiyac olan işlər görülür.

ƏDƏBİYYAT

1. Əhmədova, Salatın (2010) Heydər Əliyevin dil siyasəti. Bakı: İncə.
2. Məmmədova, Pərvin (2003) *Atatürkün dil siyasəti*, Bakı: Nurlan.
3. Veysəlli, Fəxrəddin (2014) *Qloballaşma şəraitində dil problemi*/ http://www.xalqcebhesi.az/news/accident/5566.html (26.06.2020)
4. Вильгельм, фон Гумбольдт (1984) *Избранные труды по языкознанию*, Москва: Прогресс.
5. Серебренников, Борис Александрович (1988) *Роль человеческого фактора в языке. Язык и мышление*, Москва: Наука.
6. Какая страна приняла первой закон о защите родного языка? http://otvet.mail.ru/question/17827149

II. MEŞRUTİYET DÖNEMİNDE KADINLARA YÖNELİK BASIN FAALİYETLERİNİN, OSMANLI AİLE HAYATI ÜZERİNDE ETKİLERİ

Doç. Dr. Yunus Emre TANSÜ
Orcid No: 0000-0002-6183-5302
Gaziantep Üniversitesi
Mesure GÖK
Kahramanmaraş Sütçü İmam Üniversitesi

Özet

Toplum içinde meydana gelen değişim ve dönüşüm faaliyetleri her dönemde kadını doğrudan etkilemiştir. Kadın sadece mensup olduğu ailenin taşıyıcısı değil, aynı zamanda toplumunda taşıcısı konumundadır. Kadına ulaşamayan bir fikir veyahut yaklaşım toplum içinde hayat bulamaz. Bu nedenle toplum içinde başlayan değişim ve dönüşüm süreci kadın olmadan başarılı olamaz. Bu durum Osmanlı toplumu için de geçerlidir. Uzun yıllar Batıdaki gelişmelere gözlerini kapatan Osmanlı Devleti, XVIII. yüzyılın sonlarına doğru Batıdaki gelişmeleri yakından takip etmeye başlamıştır. Batılı tarzda yeniliklere yönelmiş, Tanzimat Fermanı'nı yayınlamıştır. Tanzimat Fermanı'nda Osmanlı toplumunda kadının hayatını direk konu alan bir madde bulunmasa da birçok alanda yapılan yenilik çalışmaları Osmanlı kadınının hayatını da etkisi altına almıştır. Tanzimat'ın ilanı ile kadının toplum içindeki statüsü konuşulmaya başlanmış, bu süreci hızlandıran olay ise II. Meşrutiyet'in ilanı olmuştur. II. Meşrutiyet döneminde Osmanlı kadınının sosyal ve aile hayatında önemli gelişmeler görülmüştür. Osmanlı toplumu içerisinde kadının statüsünden önce ele alınması gereken konu kadının aile hayatında sahip olduğu mevkidir. Bu konu üzerine dikkatlerin celb edilmesi gerekir. Çünkü aile toplumu meydana getiren en küçük yapı taşıdır. Osmanlı Devleti'nde basın çalışmaları Avrupa'dan yaklaşık iki asırlık bir gecikme ile başlamıştır. II. Meşrutiyet'in ilanıyla yaşanan özgürlük ortamı ve yaşanan siyasi boşluk nedeniyle basın alanında yeni birçok dergi ve gazete yayın hayatına başlamıştır. II. Meşrutiyet döneminde kadınlara özel yayınlanan dergi ve gazetelere örnek; *Kadın, Kadınlık, Kadınlar Âlemi, Kadınlar Dünyası, Hanımlar Âlemi, Mehasin, Sıyanet, Demet* örnek gösterilebilir. Osmanlı kadını bu dergi ve gazeteler aracılığı ile Batı kadının hayatını ve verdiği mücadeleleri yakından takip etmiştir. Osmanlı kadını bu dönemin basını sayesinde kendini ifade etmiş, tanıtmış, eylemlerini ve isteklerini duyurmuştur. Bu dergi ve gazete faaliyetleri sonucunda Osmanlı kadınının hayatında birçok alan değişim ve dönüşüm süreci başlamıştır. Osmanlı kadınının hayatında başlayan bu değişim ve dönüşüm sürecinin olumlu ve olumsuz birçok etkisinden söz edinilebilir.

Bu çalışmada, modernleşme sürecinde basının Osmanlı aile hayatı üzerinde bırakmış olduğu etkiler ele alınacak Osmanlı toplumu ve aile yapısı içerisinde kadının statüsü ve kadınların rolü üzerinde durulacaktır. Konuyla ilgili olarak II. Meşrutiyet dönemi yayınları incelenecektir.

Anahtar Kelimeler: II. Meşrutiyet Dönemi, Osmanlı kadını, Aile, Basın

PRESS ACTIVITIES FOR WOMEN IN THE SECOND CONSTITUTIONAL PERIOD THE EFFECTS ON OTTOMAN FAMILY LIFE

Abstract

Change and transformation activities that occurred in the society directly affected women in every period. The woman is not only the carrier of the family she belongs to, but also carrier in her society. An idea or approach that cannot reach women cannot come to life in society. For this reason, the change and transformation process that started in the society cannot be successful without women. This is also valid for the Ottoman society. The Ottoman State, which has closed its eyes to the developments in the West for many years, towards the end of the 18th century, it began to closely follow developments in the West. He turned towards innovations in Western style and published the hatt-i sharif of Gülhane. Although there is no article directly about the life of women in the Ottoman society in the the hatt-i sharif of Gülhane, innovation studies in many areas have also affected the life of the Ottoman woman. With the announcement of the hatt-i sharif of Gülhane, the status of women in society started to be discussed, and the event that accelerated this process was It was the declaration of the the Second Constitutional Monarchy. In the the Second Constitutional Monarchy period, important developments were seen in the social and family life of the Ottoman women. The issue that should be addressed before the status of women in the Ottoman society is the position of the woman in family life. Attention must be paid to this issue. Because it is the smallest building block that makes up the family society. Press work in the Ottoman State started with a delay of about two centuries from Europe. Due to the freedom environment experienced by the declaration of the Second Constitutional Monarchy and the political gap, many new magazines and newspapers have started their publications in the media. Examples of magazines and newspapers published exclusively for women during the Second Constitutional Era; Examples include *Women, Femininity, Women Realm, Women World, Women Realm, Mehasin, Sıyanet, Demet*. Ottoman women closely followed the life and struggles of Western women through these magazines and newspapers. The Ottoman woman expressed and introduced herself through the press of this period, and announced her actions and wishes. As a result of these magazine and newspaper activities, many areas of change and transformation started in the life of the Ottoman woman. Many positive and negative effects of this change and transformation process that started in the life of the Ottoman woman can be mentioned.

In this study, the effects of the media on Ottoman family life in the modernization process will be discussed. The status of women and the role of women in the Ottoman society and family structure will be emphasized. Regarding the subject the Second Constitutionalist periodicals will be examined.

Keywords: The Second Constitutionalist Period, Ottoman woman, Family, Press

GEÇMİŞTEN GÜNÜMÜZE NOGAYLAR

Doç. Dr. Yunus Emre TANSÜ
Orcid No: 0000-0002-6183-5302
Gaziantep Üniversitesi
Mustafa KILÇIK
Gaziantep Üniversitesi

Özet
Nogay Hanlığı adını, Cengiz Han'ın torunu Cuci'nin oğlu Altın Orda Hanlığı'nın şehzadesi Nogay Han'dan almıştır. Nogaylar İdil nehri, Aral gölü ve Sir Derya ırmağına kadar geniş topraklarda yaşamışlardır. Nogay kelimesi Moğolca bir kelime olup, anlam olarak "köpek" manasına gelmektedir. Moğolların da yaşadığı bu bölgede, ''köpek'' kelimesinin değeri Moğollar için oldukça yüksektir. Nogayların kökenleri bakımından birçok görüş dile getirilse de birden fazla Türk boyunun, bir araya gelmesi ile oluşturulmuş bir Türk hanlığıdır. Nogayların etnik yapısında yer alan kabileler; Kıpçak, Kıtay, Kongrat, Baydar, Uygur, Abaz, Kırgız, Türkmen, Kalmuk'tur. Nogay Hanlığı'nın merkezi Saraycık idi. Nogayların bayrağında kanatlı dişi bir kurt figürü bulunmaktadır. Nogay tarihinde ünlü beylerden biri Edige Bey'dir. Edige Bey kurnaz ve cesur bir beydi. Edige Bey, istediği şehzadeyi tahta geçirme konusunda etkiliydi. Tarihte birçok baskıya maruz kalan Nogaylar günümüzde de farklı coğrafyalarda ve devletlerde dağınık halde yaşamaktadırlar. Nogayların farklı devletlere göç etmesinin en büyük nedenlerinden biri Rus baskısıydı. Rus baskısının amacı Nogayları bozkırlardan temizlemek ve verimli tarım arazilerini ele geçirmekti. Özellikle Kırım Savaşı (1853-1856) sonrasında Osmanlı Devleti'ne Nogayların göçü artmıştır. Osmanlı Devletine göç eden Nogaylar başında Kuban ve Stavropol 'dan gelenler vardır. Bu göç eden Nogaylar Ankara, Adana, Eskişehir, Sivas, Kırşehir 'e iskan ettirilmiştir. Nogayların "Tatar'' olarak adlandırıldığı olmuştur. Tatar ismine dair çeşitli görüşler mevcuttur. Nogayların konuştuğu dil olan Nogayca, Kıpçak dil grubuna aittir. Lehçe olarak ise Aral-Hazar grubu lehçesini konuşmaktadırlar. Nogayca gelişim gösterememiş bir dildir. Bunun en önemli nedeni göç eden Nogayların, gittikleri bölgedeki dili öğrenmek zorunda kalmış olmalarıdır. Nogayların büyük bir kısmı Sünni Müslüman bir Türk topluluğudur. Ayrıca Nogaylar, Kafkaslarda Müslümanlığı kabul eden ilk Türk boylarındandır. Nogayların İdil-Ural bölgesinde yaşayanları, Rusların baskısı ile Hristiyanlığın Ortodoks mezhebine geçmişlerdir. Nogayların kendilerine özgü gelenek ve görenekleri vardır. Düğünlerde, kız istemede, bir kişi öldüğünde kendilerine özgün geleneklerini uygularlardı. Nogaylarda nevruz günü coşkuyla kutlanırdı ve önemi büyüktü. Nogaylar temel geçim kaynağı olarak hayvancılık ile uğraşırlardı. Hayvancılık olmasının en büyük nedenlerinden biri hayvanların göçe engel teşkil etmemesidir. 1922 yılında Sovyet Sosyalist Cumhuriyetler Birliği Nogayların yaşadığı toprakları sınırlarına katmıştır. 1922 yılında Nogaylara Ruslar özerklik vaadinde bulunmuş ama gerçekleşmesi mümkün olmamıştır.

Anahtar Kelimeler: Nogaylar, Hanlık, Türk, Kültür, Göç, Rusya

NOGHAIS FROM PAST TO PRESENT

Abstract

Nogai Khanate was named after Nogai Khan, the son of Cengiz Han's grandson, Cuci's son, Golden Orda Khanate. Noghais lived in large soils up to the river Idil, Aral lake and Syr Darya river. The word Nogai is a Mongolian word meaning "dog". In this region, where Mongols also live, the value of the word 'dog' is very high for the Mongols. Although many opinions have been expressed in terms of the origins of the Noghais, it is a Turkish khanate formed by gathering more than one Turkish tribe. The tribes in the ethnic structure of the Noghais; Kıypchak, Kıtay, Kongrat, Baydar, Uyghur, Abkhaz, Kyrgyz, Turkmen, Kalmuck. The center of the Nogai Khanate was Saraycik. There is a winged female wolf figure on the flag of Nogai. One of the famous gentlemen in Nogai history is Edige Bey. Edige Bey was a cunning and brave man. Edge Bey was effective in getting the prince he wanted to put on the throne. Noghais, who have been subjected to many pressures in history, still live scattered in different geographies and states today. One of the biggest reasons for the Noghais to migrate to different states was Russian pressure. The aim of the Russian edition was to clear the Nogai from the steppes and seize fertile farmland. Especially after the Crimean War (1853-1856), the migration of Noghais to the Ottoman State increased. Among the Noghais who emigrated to the Ottoman Empire, there were those from Kuban and Stavropol. These immigrants were settled in Ankara, Adana, Eskişehir, Sivas and Kırşehir. Nogays have been called "Tatars". There are various opinions about the name of Tatar. Nogai, the language spoken by the Noghais, belongs to the Kipchak language group. In Polish, they speak the Aral-Khazar group dialect. Nogai is a language that has not developed. The most important reason for this is that the Noghais who emigrated had to learn the language in the region they went to. The majority of Noghais are a Sunni Muslim Turkish community. In addition, the Nogai were among the first Turkish tribes to accept Islam in the Caucasus. The inhabitants of the Noghais living in the Idil-Ural region have passed to the Orthodox sect of Christianity under the pressure of the Russians. Nogai have their own traditions and customs. At weddings, asking for girls, when a person died, they used their unique traditions. The Nogai was celebrated with great enthusiasm on the day of Nevruz and was of great importance. Nogai were engaged in animal husbandry as their main source of livelihood. One of the biggest reasons for livestock breeding is that animals do not prevent migration. In 1922, the Union of Soviet Socialist Republics added the lands where the Noghais lived to their borders. In 1922, the Russians promised Noghais to autonomy, but it was not possible.

Keywords: Noghais, Khanate, Turkish, Culture, Migration, Russia

SURİYE'DE MANDA YÖNETİMİ VE DEVRİMİN ARKA PLANI

Doç. Dr. Yunus Emre TANSÜ
Orcid No: 0000-0002-6183-5302
Yaser JAMOURLI
Gaziantep Üniversitesi

Özet
Birinci Dünya Savaşının görünen sebepleri dışında, asıl hedef Orta Doğu'ya hâkim olma düşüncesi olmuştur. Bu dönemde, Orta Doğu olarak adlandırılan bölgenin çoğunluğuna, tek bir devlet hükmetmektedir. Bu durum işgalci devletlerin işini kolaylaştırmıştır da denebilir. Çünkü bu yapı içerisinde birçok etnik unsur barındırmaktadır. Bir önceki yüzyılda Fransız İhtilali'nin yaşanması, bu ihtilalin neredeyse bütün dünyayı etkilemesi, bölgede yaşayan milletleri de hareketlenmeye zorlamıştır. Osmanlı Devleti sınırları içerisinde yer alan çok sayıda millet, bu gerekçe ile bağımsız olmuştur. Bağımsızlığını kazanan milletler dışında kalan milletler, özellikle Arap toplumu diye adlandırabileceğimiz insanların yaşadığı topraklar ise kendi kaderine terk edilmemiş, Batılı devletlerin inisiyatifine bırakılmıştır. Günümüzde hala birçok örneğini görebildiğimiz bu işgaller, tüm dünyanın gözleri önünde gerçekleşmiştir. Bu durum haklı gösterilmek adına bölgede yaşayan milletlerin kendi kendilerini yönetemeyecekleri iddiası ortaya atılmıştır. Bu gerekçe ile kurulan manda yönetimlerinden biri Osmanlı Devleti sınırlarından ayrılan Suriye topraklarında kurulmuştur. Birinci Dünya Savaşı'nın hemen sonrasında, İngilizlerin işgali altında bulunan Suriye için Fransa ve İngiltere arasında Sykes-Picot gizli anlaşması yapılmıştır. Bu anlaşmaya göre Suriye, Lübnan, Adana ve Mersin Fransızlara bırakılmıştır. Fakat İngiltere 1. Dünya Savaşı'nda daha çok yük aldığını belirterek, Suriye ve Güneydoğu Anadolu'yu işgal etmiştir. İki devlet arasındaki anlaşmazlık ''Suriye İtilafnamesi'' ile çözülmüştür. Daha önce yapılan gizli anlaşmaya uygun şekilde Musul'a İngiltere hakim oldu, Suriye topraklarına ise Fransa hakim olmuştur. Fransızlar, Güneydoğu Anadolu ve Suriye'yi bir bütün olarak elde tutmak istemiş, ancak bu mümkün olmamıştır. Türkiye'nin milli direnişini başarı ile sonuçlandırdı ve Fransa Anadolu'dan çekilmek zorunda kaldı. Fakat Fransızların Suriye'den çıkışları ise oldukça uzun sürmüştür. Fransa bölgede bir manda yönetimi kurmuş, bölgeyi yönetebilmek adına birçok farklı gruba ayırmıştır. Ülkenin nüfusunun çoğunluğunu Sünni Araplar oluştursa da yönetimde Alevi ve Dürzi gibi azınlıkta olanlar kayrılmıştır. Manda döneminde baskı altında tutulmaya çalışılan ve birden fazla yönetim alanına bölünen Suriye'de Fransızlara karşı küçük çaplı direniş çabaları görülse de bu yeterli olmamıştır. 1940'lı yıllara gelindiğinde değişen Dünya şartları gereği Manda yönetimleri zayıflamaya ve yerini geç de olsa milli oluşumlara ve bağımsız devletlere bırakmaya başlamıştır. 1947 yılında ilk kongresini yapan Baas Partisi bölgede yaşayan Arapları birlik olma yönünde ilk kez canlandıran kuruluş olmuş, Baas Partisi'nin Suriye'de yaktığı meşale Fransızların bölgeden uzaklaşmalarıyla sonuçlanmıştır.

Anahtar Kelimeler: Suriye, Manda Yönetimi, Milliyetçilik, Baas Partisi, Devrim

MANDATE MANAGEMENT IN SYRIA AND REAR FUND OF THE REVOLUTION

Abstract

Except for the apparent reasons of the First World War, the main target was the idea of dominating the Middle East. In this period, a single state ruled the majority of the region called the Middle East. This can be said to have facilitated the occupation of the occupying states. Because this structure contains many ethnic elements. The French Revolution in the previous century, the fact that this revolution affected the whole world, forced the nations living in the region to mobilize. Numerous nations within the borders of the Ottoman State became independent for this reason. Nations other than the nations that have gained their independence, especially the lands of people we can call Arab society, have not been left to their own destiny, but left to the initiative of Western states. These occupations, of which we can see many examples even today, have taken place before the eyes of the whole world. In order to justify this situation, it has been claimed that nations living in the region cannot manage themselves. One of the mandate regimes established for this reason was established in the Syrian territory, which separated from the borders of the Ottoman State. Right after the First World War, Sykes-Picot secret agreement was signed between France and Britain for Syria, which was under British occupation. According to this agreement, Syria, Lebanon, Adana and Mersin are left to the French. But Britain occupied Syria and Southeastern Anatolia, stating that it received more burden in The First World War. The dispute between the two states was resolved by the ‘‘Syrian Entente’’. In accordance with the previously concealed agreement, Britain dominated Mosul, while France was dominated by the Syrian territory. The French wanted to keep Southeast Anatolia and Syria as a whole, but this was not possible. Turkey has concluded with success the national resistance and France were forced to retreat from Anatolia. However, French exits from Syria took quite a long time. France established a mandate management in the region and divided it into many different groups in order to manage the region. Although Sunni Arabs constitute the majority of the country's population, those in the minority such as Alevi and Druze were favored in the administration. Although small efforts of resistance against the French were observed in Syria, which was tried to be kept under pressure and divided into more than one administration area, this was not sufficient. In the 1940s, Mandate administrations started to weaken and leave their place to national formations and independent states, though it was late. The Baath Party, which held its first congress in 1947, was the first to portray the Arabs living in the region for unity, and the torch that the Baath Party lit in Syria resulted in the French leaving the region.

Keywords: Syria, Mandate Management, Nationalism, Ba'ath Party, Revolution

TÜRKİYE SELÇUKLU MEDRESELERİNİN YAPISI VE İŞLEYİŞİ

Doç. Dr. Yunus Emre TANSÜ
Orcid No: 0000-0002-6183-5302
Züleyha ŞAHAN
Gaziantep Üniversitesi

Özet
Medrese kelimesi Arapça bir kelime olup, sözlükte ‘‘*ders*’’ kökünden gelen bir mekân ismidir. Kelime karşılığı olarak ise “Ders okunan yer” anlamındadır. Medrese, İslam medeniyeti toplumlarında eğitim ve öğretimin yapıldığı kurumlardır. Anadolu Selçuklu medreseleri, Büyük Selçuklu dönemi Nizamiye medreselerini model almakla beraber, bu medreselerin devamı niteliğindedir. Moğol istilası ile İç Asya’dan Anadolu’ya olan göçler sonucunda, birçok alim ve mutasavvıf Anadolu’ya yerleşmiş ve bu durum Anadolu medreselerinde etkin rol oynamıştır. Selçuklu Türkleri, Anadolu’da fethettikleri bölgelerde ilk iş olarak cami ve medrese tesis etmiş, fethedilen bu bölgelere, Türk topluluklarını iskan etmişlerdir. Fethedilen bölgelerde sağlanan istikrar, özellikle beylikler devrinde medreselerin açılması bilimi ileri seviyelere yükseltmiş, Anadolu’da kültür hayatı canlanmıştır. Anadolu Selçuklu medreselerinin amacı; Anadolu topraklarında tutunmak, bu topraklarda Türklüğün bekası sağlamak, devletin memur ve amir ihtiyacını karşılamak, İslamiyeti yeni kabul eden Türkmen boylarına Müslümanlığı tanıtmak, İslamı yayacak ve yaşatacak din adamları yetiştirmek, batıl ve sapık mezhepleri bertaraf etmek, devlete muhalefet unsurları yok etmek hedeflenmiştir. Türkiye Selçuklu Devleti’nde ilk medreseler II. Kılıçarslan döneminde yaptırılmış olup bunlardan biri Konya diğeri ise Aksaray’da inşa edilmiştir. Medreselerde, dini ilimler, Kur’an, hadis, fıkıh gibi eğitimlerin verilmesi yanında astronomi, tıp gibi alanlarda da eğitim verilmiştir. Özellikle XII. yüzyıldan itibaren, çocuklara okuma yazma eğitimi medreselerde verilmiştir. Öğrenciler öğrenme düzeylerine göre gruplandırılmış, tıp, astronomi, hadis ve kuran eğitimi için ayrı mesleki uygulamalı medreseler inşa edilmiştir Bunun yanında her medrese kurumu kendi içinde ilim şubesine ayrılmıştır. Hadis eğitiminin verildiği; ‘‘*Dârü’l-hadis*”, Kur’ân-ı Kerim ile ilgili eğitim veren; ‘‘*Dârül-kurra*’’, Tıp eğitiminin verildiği; *‘‘Dârü’t-tıb”* kurumları tesis edilmiştir. Eğitim dili Arapça ağırlıklı olup, eğitim yılı beş yıl ile sınırlandırılmıştır. Medrese kurumlarında mescit, misafirhane, talebe hücreleri ve kütüphane gibi bölümler mevcuttu. Anadolu Selçuklu döneminde yapılmış olan medreselerde iklimsel şartlar da etkili olmuştur. Buna göre Anadolu’daki Selçuklu Medreseleri mimari açıdan açık avlulu ve kapalı avlulu (kubbeli) olmak üzere iki şekilde gelişmiştir. Türkiye Selçuklu medreselerinin kurulma amacını ele alan bu çalışmada medreselerin içeriği, mimari yapısı ve görevlileri de incelenecektir.

Anahtar Kelimeler: Selçuklu, Anadolu, İlim, Medrese

STRUCTURE AND OPERATION OF TURKEY SELJUK MADRASAHS

Abstract

The word madrasah is an Arabic word and it is the name of a place that comes from the root of " lesson " in the dictionary. It means "place where the course is read" as a word equivalent. Madrasahs are institutions where education and training are provided in the communities of Islamic civilization. Anatolian Seljuk madrasas are modeling the Nizamiye madrasahs of the Great Seljuk period, they are the continuation of these madrasahs. As a result of the immigration from Central Asia to Anatolia with the Mongolian invasion, many scholars and sufis settled in Anatolia and this played an active role in Anatolian madrasahs. The Seljuk Turks established mosques and madrasas as the first job in the regions they conquered in Anatolia and resettled the Turkish communities to these conquered regions. The stability achieved in the conquered regions, especially the opening of madrasahs during the period of principalities, raised the science to advanced levels, and the cultural life in Anatolia was revived. The purpose of Anatolian Seljuk madrasas; It was aimed to hold onto the lands of Anatolia, to ensure the survival of Turkishness in these lands, to raise the civil servants and chiefs of the state, to introduce Islam to the Turkmen tribes who accept Islam, It is aimed to eliminate superstition and perverted sects and to destroy elements of opposition to the state. In the first madrasas in Turkey Seljuk Empire, It was built in II. Kılıçarslan period and one of them was built in Konya and the other in Aksaray. In madrasah, besides giving trainings such as religious sciences, Quran, hadith, fiqh, education was provided in fields such as astronomy and medicine. Especially Since the 12th century, literacy education has been given to children in madrasahs. Students are grouped according to their learning level and separate vocational applied madrasahs have been built for medicine, astronomy, hadith and Quran education. In addition, each madrasah institution has been divided into a branch of science. Hadith education was given; "Dârü'l-hadith", who gives education about hadith, "Darul-kurra" who gives education about the Koran, the medical education is given; " Dârü't-tıb " institutions were established. The language of education is Arabic and the education year is limited to five years. İn the madrasah institutions had sections such as masjids, guesthouses, rooms on student and a library. Climatic conditions were also effective in madrasahs built during the Anatolian Seljuk period. Accordingly, the Seljuk Madrasas in Anatolia have developed in two ways, namely open courtyards and closed courtyards (domes). Turkey contents of madrasas in this study dealing with the aim of establishing the Seljuk madrasahs, architectural structure and staff will also be examined.

Keywords: Seljuk, Anatolia, Science, Madrasa

19.YÜZYILDAN,21. YÜZYILA: DAĞLIK KARABAĞ SORUNU VE HOCALI KATİLAMI ÜZERİNE BİR ÇALIŞMA

Öğr. Gör. Sözer AKYILDIRIM
Iğdır Üniversitesi
ORCID 0000-0002-6847-5913

Özet
Karabağ bölgesi sahip olduğu jeopolitik konumu nedeni ile yüzyıllarca Osmanlı Devleti, İran ve Ruslar arasında savaşlara sahne olmuştur.19.yüzyıla girilirken Osmanlı Devleti ve İran Devletinin, güç kaybetmeleri ile bu devletlerin bölgedeki nüfuzları azalmış ve bölgede Rus Çarlığının etkisi görülmüştür. Rus Çarlığının yıkılmasıyla kurulan SSCB döneminde, Rusların etkinliği artmaya devam etmiştir.
Karabağ sorunu yaklaşık iki yüzyıl önce Rus İmparatorluğu tarafından Jeostratejik nedenlerle yaratılmıştır. Azerbaycan'a ait olan, bu bölge Ruslar tarafından ilhak edilerek, tarihi Azerbaycan toprakları Ermenilere verilmiştir. Gerek Çarlık Rusya'sı, gerekse SSCB tarafından tüm kararlar Ermeniler lehine verilmiş, hakem konumunda olan Rusya çözümsüzlük ve Ermeni yayılmacılığı üzerine Politikalarını belirlemiştir. Karabağ ve Dağlık Karabağ coğrafya bakımından iki ayrı terimi ifade etmektedir. Karabağ, Azerbaycan'ın Kür ve Aras nehirleri arasında bulunan yaklaşık 18.000 km2 büyüklüğündeki bölgedir. Bu bölgenin stratejik değeri bulunan 4392 km2 büyüklüğündeki kısmına Ruslar Dağlık Karabağ ismini vermişlerdir. Günümüzde Ermenistan ile Azerbaycan arasında anlaşmazlık konusu olan bu bölgedir. Sovyetler Birliğinin dağılmasından sonra Güney Kafkasya ülkeleri bağımsızlıklarını ilan etmişlerdir. Dağılma sürecinde Ermenistan, Hukuken Azerbaycan'a, ait Karabağ'ı işgal etmiştir. Yine bu süreçte Sovyetler Birliği'nin 366.Rus Motorize Alayı, Ermeni silahlı güçleri ile hareket etmiş,25-26 Şubat 1992 yılında, abluka altında tutukları Hocalı kasabasına girilerek 613 Azerbaycan Vatandaşı, hunharca öldürmüş,1.275 kişi rehin alınmış,150 kişi kaybolmuştur.1994 yılında, taraflar arasında, Rusların arabuluculuğu sonucunda ateşkes yapılmıştır. Dönem dönem ateşkesin bozulduğu bölge Kafkasya'nın en önemli kriz sahalarından birine dönüşmüştür.

Bu çalışmada konu ile ilgili kitaplar, gazete arşivleri ve internet kaynaklarından yararlanılmış olup, Dağlık Karabağ ve Hocalı katliamının, geçmişten günümüze yaşanan sorunlar incelenmiştir.

Anahtar Kelimeler: Ermeni, Karabağ, İlhak

Summary
The Karabakh region has been the scene of wars between the Ottoman Empire, Iran and the Russians for centuries due to its geographical position. While entering the 19th century, the influence of the Ottoman Empire and the Iranian Empire in the region decreased and the influence of the Russian Tsarism was observed in the region. In the period of the USSR,

which was established with the fall of the Russian Tsar, the effectiveness of the Russians continued to increase.

The Karabakh conflict was created by the Russian Empire about two hundred years ago for strategic reasons. This region, which belongs to Azerbaijan, was annexed by the Russians and the historical territory of Azerbaijan was given to the Armenians. All decisions were made in favor of Armenians, both by Tsarist Russia and the USSR, and Russia, which i in the position of arbitrator, determined its policies on non-solution and Armenian expansion. Karabakh and Nagorno Karabakh refer to two different terms in terms of geography. Karabakh is an area of approximately 18,000 km2 located between the Kur and Aras rivers of Azerbaijan. The Russians named Mountainous Karabakh to the part of this region, which has a strategic value of 4392 km2. Today, it is this region that is the subject of dispute between Armenia and Azerbaijan. After the dissolution of the Soviet Union, the South Caucasian countries declared their independence. In the process of disintegration, Armenia invaded Karabakh, legally belonging to Azerbaijan. Again during this period, the 366th Russian Motorized Regiment of the Soviet Union acted with the Armenian armed forces, entered the Hocali town, which was held under the blockade, on February 25-26, 1992, killed 613 Azerbaijani citizens, brutally, 1,275 people were taken hostage, 150 people were lost. In 2006, a ceasefire was made between the parties as a result of mediation of the Russians. From time to time, the region where the truce broke down has become one of the most important crisis areas of the Caucasus.

In this study, related books, newspaper archives and internet resources have been used, and the problems experienced by the Nagorno-Karabakh and Khojaly massacres from past to present have been examined.

Keywords: Armenia, Karabakh, annexation-annexed

1918-1920-ci illərdə Naxcıvan regionunun ictimai-siyasi vəziyyət

Əli Həsənov
Naxçıvan Dövlət Universiteti
Həsən Həsənov tarixçi
Heydər Əliyev məktəbi

Özet
Tarixin sınaqlarından mətanətlə çıxıb özünü yaşadan Naxçıvan MR –in müasir coğrafi mövqeyi aşağıdakı kimidir. Ərazinin ümumi sahəsi **5,5 min** km^2 olub sərhədlərinin ümumi uzunluğu 400 km-dir. Sərhəd xəttinin13 kilometri Dəhnə yüksəkliyindən Arazçayı boyunca Arazdəyənə qədəri Türkiyə Respublikası ilə həyati əhəmiyyətə malik sərhəd xətti, 163 kilometri Zərəni (Zereni) dəmir yol stansiyasından Dəhnə yüksəkliyinə qədər İran İslam Respublikası ilədir. Sovet hakimiyyəti dövründə Azərbaycanın Zəngəzur, Göycə mahallarının Ermənistana verilməsi nəticəsində Zəngəzur –Dərələyəz silsilələrinin suayrıcısı boyunca Ermənistanla 224 km –lik qondarma sərhəd xəttinə malikdir. Ərazi şimaldan cənuba 75 km, sərqdən qərbə isə 158 km-lik bir məsafədə uzanır. Naxçıvan regionunun təbii sərvətlərlə zənginliyi, əhalisi kimi saf təbii mühitə malik olması, ən əsası isə "Şərqin qapısı" olması onun ərazisinin daim yadellilərin işğalına səbəb olmuşdur.

Araz çayı ilə Zəngəzur-Dərələyəz sıra dağlarının suayrıcısı arasında yerləşən Naxçıvan MR ərazisi ən qədim yaşayış məskəni olan regiondur. Muxtar respublikanın mərkəzi olan Naxçıvan şəhərinin isə tarixi daha qədimdir. İ.P. Vavilov "Пщеницы в Абиссинии" əsərində qeyd edir ki, bu şəhərin tarixi 5000 ildən coxdur. Burada olan maddi- mədəni abidələr, mədəniləşdirilmiş üzüm kolları və bitkilər bu şəhərin yaşının minimum 5300 il olduğunu göstərir.

O.H. Həbibullayevin müəyyən etdiyinə görə Naxçıvan şəhərinin bir neçə kilometrliyində yerləşən Kültəpə məntəqəsində təqribən 5300 il bundan əvvəl yüksək sivilizasiyaya malik olan yaşayış başlamış və 2500 il davam etmişdir. Bu tarixdə ölkə dünyanın aparıcı, əsrarəngiz ölkələrindən biri olmuşdur. Bir sıra səyyah və tədqiqatçıların əsərlərindən məlum olur ki, Yer kürəsində belə bir əzəmətli və əhalisi çox olan şəhər olmamışdır. Ölkənin tarixinin mürəkkəbliyi, ictimai –siyasi hadisələrlə zənginliyi də onun tarixinin nə qədər qədim olduğunu sübut edir.

Naxçıvan 1800- cü illərdən əvvəl iki böyük dövlətin –Rusiya və İranın diqqət mərkəzində idi. Bu regionda hər iki dövlətin mənafeyi toqquşur, bu isə son mərhələdə ərazinin işğalına səbəb olurdu.

1806-cı ildə Rusiya ilə İran arasında müharibə başlayır. Ancaq Fransa –İngiltərə birliyinin qərbdən Rusiya ərazisinə hücüm etməsi Rusiyanın İranla müharibəni axıra çatdırmasına imkan vermədi və 1813-cü ilin 24 oktyabrında Gülüstan kəndində müqavilə bağlanmasına səbəb oldu. Müqavilənin şərttərinə görə Şimali Azərbaycan xanlıqları Rusiyanın işğalında,

Cənubi Azərbaycan xanlıqları, xüsusən Naxcıvan,Təbriz, Mərənd,Urmiyə,Ərdəbil və s. Azərbaycan torpaqları isə farsların işğalı altında saxlanıldı.

Həmin dövrdə Naxçıvan xanı dərin diplomatiyaya malik Kalbalıxan ictimai-siyasi vəziyyəti yüksək qiymətləndirir. Naxçıvanı qurtarmaq üçün yollar axtarır, Rusiyanın hegemon dövlət kimi apardığı siyasəti dərindən qiymətləndirir və Rusiyaya üstünlük verir. Naxçıvan xanının Rusiyaya münasibətinin dəyişməsi haqqında xəbər tutan Ağa Məhəmməd şah Qacar Kalbalı xanı Şuşa xanlığına - Əsgərana çağırtdırır, onu həbs etdirir, gözlərini çıxartdırır və Tehrana sürgün edir. Kalbalı xan 6 il Tehranda sürgündə qalır.

Rusiya-Fransa müharibəsindən sonra Rusiya və İran birinci Rus-İran müharibəsinin nəticələri ilə razılaşa bilmirlər və ikinci Rus-İran müharibəsi başlayır. Vəliəhd Abbas Mirzə özünə güclü qoşun toplayır. İtirilmiş torpaqların geri qaytarılması üçün rusların işğal etdiyi azərbaycan torpaqlarına hücüm edir. Beləliklə Azərbaycan ərazisində ikinci Rus-İran müharibəsi (1826-1828-ci illər) başlayır(9). Müharibənin ən qanlı vuruşması Əsədabad kəndi yaxınlığındakı Abbasabad qalası uğrundakı vuruşma olur. Bu vuruşmada Abbas Mirzənin başçılıq etdiyi 40 minlik qoşun məğlub olur (9). Bu məğlubiyyətin səbəblərini izah edən fərziyələrdən biri də budur ki, Rusların qələbəsinin səbəblərindən biridə onların hücümü günorta namazı ilə üst-üstə düşüb. İran qoşunları namaz qılarkən ruslar hücüm edir və üstünlüyü ələ alırlar. 1826-cı ilin 26 iyununda rus qoşunları Naxçıvan xanlığını işğal edirlər. Yeddisi iyulda qala təslim olur. 1828-ci ilin 10 fevralında bağlanan "Türkmənçay" müqaviləsinə əsasən Naxçıvan Rusiyanın tərkibinə qatılır. Müqavilənin hüquq müddəti 150 il qəbul edilir.

Bu tarixdən başlayaraq Rusiya işğal etdiyi əraziləri tədqiq edir. Onlar haqqında statistiq məlumatlar toplayır, bir növü özünün gəlir mənbələrini axtarırdı. Ona görə də həmin ərazilərin öyrənilməsi üçün mütəxəssislər göndərir. Naxçıvan ərazisinin tədqiq edilməsi üçün Qriqoryev və Şopen adlı mütəxəssislər Naxçıvana gəlirlər və tədqiqat işinə başlayırlar.

Naxçıvan ərazisinin statistik təsvirini öyrənən V.Qriqoryev 1833-cü ildə Sankt-Peterburq şəhərində nəşr etdirdiyi "Naxçıvan əyalətinin statistik təsviri" əsərində Naxçıvanın sərhədlərnin aşağıdakı xətt üzrə keçdiyini qeyd edir. "O, 39-41 dərəcəli enliklər arasında yerləşir. Şimal-şərqdən Bambak silsiləsi ilə, cənub, cənub-qərbdən Azərbaycanın fars əyalətləri ilə Arazboyu, şimal-qərbdən İrəvan əyaləti ilə sərhəd olan Arazın sol sahili ilə Arpaçaydan 40 verst yuxarıda Dərələyəz mahalının Danzik kəndindən Acaduru, Eyvazxan, Damçerşan xətti ilə Göycə gölünə və oradan Yelizavetpol mahalına keçən sərhəddə malikdir, sahəsi 4500 kvadrat verstdir" (4 və 12).

Naxçıvan xanlığının sərhəddi Qaranlıq kəndi yanından (sovet hakimiyyəti dövründə kəndin adı dəyişdirilərək Martuni yazılmışdır) Göycə gölünə daxil olmuş, gölün çox hissəsi Naxçıvan xanlığının tərkibində qalırdı. Mənbələrdə qeyd edilir ki, "Türkmənçay" müqaviləsinə görə İrəvan, Naxçıvan xanlığı və Ordubad ərazisi Rusiya tərəfindən ilhaq edilmişdir. Bu müqaviləni 20 mart 1828-ci il tarixdə çar I Nikolay təsdiq etmişdir. 21 mart 1828-ci il tarixdə isə Ermənistan vilayətinin təşkil olunması haqqında fərmana qol çəkmişdir (11).

V.Qriqoryevin statistik təsvirindən məlum olur ki, həmin dövrdə Naxçıvan ərazisində 238 kənd olmuşdur. Bu kəndlərdən 174-də yaşayış olmuş, 64-də isə tarixin keşməkeşliyindən, qonşu dövlətlərin ərazini müharibə meydanına çevirməsi nəticəsində boşalmışdır (12). Naxçıvan əyaləti iki dairəyə və 9 mahala bölünmüşdür. Əyalətdə 7299 ailə yaşamışdır. Naqxçıvan sərhədlərində daha çox dəyişikliklər və ərazidə gərgin hadisələrin baş verdiyi dövr isə 1918-ci ildən başlayır.

1918-ci ilin may ayının 26-da Zaqafqaziya seymi öz fəaliyyətinə son verdi (2və 3). Bu zaman qonşu Gürcüstanda menşevik, Ermənistanda daşnakların rəhbərlik etdiyi respublika, Azərbaycanda isə müsavat partiyasının rəhbərliyi ilə şərqdə ilk demokratik respublika, Naxçıvan regionunda isə Araz-Türk Respublikası yaradılır (3). Bu respublikanın ərazisinə Sərdarabad, Uluxanlı, Vedibasar, Qəmərli, Şərur, Naxçıvan və Ordubad qəzaları daxil idi. Respublikanın paytaxtı Naxçıvan şəhəri idi (3). Bu vaxt türk hərbi birləşmələrinin əlindən canını qurtarıb qaçan Andronik öz başı pozuq quldur dəstəsi ilə Naxçıvana basqın edir və Naxçıvanda qətl-qarətlər törədir. Xalqın müraciəti nəticəsində Türk xalqının düşməni olan Andronikin məhv edilməsi üçün Türk komandanlığı 1918-ci ilin iyul ayında Naxçıvan- Şərur qəzasına kiçik bir hərbi dəstə göndərir (3). Bundan xəbər tutan Andronik Naxçıvanı tərk edib Zəngəzura qaçır. 1918-ci ilin sonunda türk hərbi dəstəsi Naxçıvandan gedir. Türk hərbi dəstələrinin Naxçıvandan getməsindən istifadə edən erməni quldur dəstələri Ordubad qəzasının Gənzə, Şərur-Dərələyəz qəzasının Yaycı, Əmovu, İrəvan qəzasının Qaraağac kəndlərinə basqın edirlər və yerli əhalini tam qılıncdan kecirirlər (3 və 6).

Qeyd etmək istəyirəm ki, 1941-1945-ci il müharibəsində Belarusiya Respublikasında alman faşistləri Xatın kəndini iki saat müddətində yerlə yeksan etmişlər. Bütün insanlar öldürülüb, kəndin vur-tut iki sakini salamat qalıbdır. Həmin kənddə bu faciəni əks etdirən böyük kompleks-abidə yaradılıbdır. Oranı ziyarət edənlər faşizmə lənət oxuyurlar. Azərbaycan kəndlərində ermənilər Xatın faciəsindən də dəhşətli faciə törətmələrinə baxmayaraq hələlik belə bir abidə yaradılmayıbdır. Bu gün belə bir abidənin yaradılmasına ehtiyac vardır.

Dərələyəzin Güvə (bəzi mənbələrdə Cüvə verilir) və İrəvan qəzasını, Vəli kəndlərini mühasirəyə alıb Sürməli, Zəngibasar, Dərələyəzdən azərbaycanlıları yurd-yuvalarından qovurlar. Həmin dövrdə erməni daşnakları Zəngibasarda 48,Vedibasarda 118, Dərələyəzdə 74, Şərurda 7 kəndi odlayıb viran qoymuşlar (2 və 3).

Kəndlərin və əhalinin müdafiəsi üçün Naxçıvanda bir neçə özünü müdafiə dəstələri yaradılır. Cəhri dəstəsinə Kalba Kərim (sağ cinaha Şiralıbəy, sol cinaha isə İsmayil Təpəbaşı rəhbərlik edirdi), Nehrəm dıstəsinə Kalba Muxtar, Qulubəy Dizə dəstəsinə Məmmədrza bəy, Naxçıvan şəhər dəstəsinə Hüseyn Əliyev, Şərur-Sədərək dəstəsinə Həsən Şahverdi oğlu, Yengicə dəstəsinə Məşədi Ələsgər ağa, Kəngərli dəstəsinə Möhsün Camalov, Baş Noraşen-Zeyvə-Düdəngə dəstəsinə Fətulla Hüseynov və Kalba Həbib bəy, Ordubad dəstəsinə müəllim İbrahimxəlil Axundov və s. başçılıq edirdilər (3).

1919-cu ilin yanvarında erməni daşnakları Sədərək, Dəmirçi və Şərurun digər kəndlərinə hücüm edirlər. Vedini isə tam mühasirəyə alırlar. Kalbalı xanın rəhbərlik etdiyi Naxçıvan dəstəsi köməyə gedir. Vəlidağ yaxınlığında böyük vuruşma olur. Erməni qoşunları məğlub olur və Sədərək azad olur. Bu məğlubiyyətdən erməni daşnakları uzun müddət özlərinə gələ

bilmirlər. Naxçıvanda bir müddət sakitlik olur. 1919-cu ilin Novruz bayramı günü erməni daşnakları yenidən Naxçıvana basqın edirlər. Onlara ingilis-amerikan qoşun nümayəndələri köməklik edirdilər. İngilis polkovniki Tempemey İrəvana gəlir və daşnak hökumətinə vədlər verir. Bu vədlərdən daha da quduzlaşan daşnak liderləri aşağıdakı tələbləri irəli sürürlər. Bütün İrəvan quberniyası, Naxçıvan, Şərur- Dərələyəz qəzaları, bütöv Qars vilayəti, Tiflis quberniyasının Ağılkələk qəzasının (adı dəyişdirilərək Axalkalaki yazılır) iki hissəsi və Borçalı qəzasının bir hissəsi, Yelizavetpol quberniyası Ermənistana verilməlidir (3).

Naxçıvanda güclü könüllü hərbi qüvvənin olmasını başa düşən ingilislər Naxıvanı təkləmək üçün onu bitərəf zona elan edirlır və öz qoşunlarını Şərur- Dərələyəz, Şərur, Şahtaxtı, Naxçıvan, Culfa dəmiryolu stansiyasında yerləşdirirlər.

ABŞ-ın nümayəndəsi polkovnik Haskel 1919-cu ilin sentyabr ayının 9-da Naxçıvan, Şərur və Ordubad nümayəndələri Əli Səbri Qasımovu və Əsgərovu qəbul edir. Onlara bildirir ki, ABŞ-ın ordu mühəndisi polkovnik Edmond Deli Naxçıvana qubernator təyin edilibdir, 23 sentyabrda o, öz vəzifəsinə başlayacaqdır. Əli Səbri Haskelin, yəni ABŞ-ın qarşısına on maddədən ibarət tələb qoyur: Naxçıvanda erməni qoşunu yerləşdirilməyəcək, qoşunun tərkibində erməni əsillilər olmayacaq, Naxçıvan daşnaq hökumətinə tabe olmayacaq və s.

Əks –təqdirdə, Naxçıvanlılar öz istiqlaliyyətini qorumağa qalxacaq və Naxçıvan buna qadirdir (3).

Bu tələblərə baxmayaraq daşnaq nümayəndəsi Naxçıvan xanları ilə müqavilə bağlamağa gəlir. Bu sazişə görə Naxçıvan və Şərur qəzaları Ermənistana tabe olmalı idi. Bundan xəbər tutan Naxçıvanın qeyrətli oğlanlarından Hambal Vəli, Kor (ləqəbidir) Nağı, Əliçil Quşun oğlu Həsən və başqaları Şorsu çayının üstündən keçən körpüdə daşnaq nümayəndəsini tutub möhkəm döyürlər. Məktubu onun əlindən alıb onun gözləri qarşısında yandırırlar (3). **Bir sıra ehtimallara görə onun saçını-saqqalını qırxıb, bir qoca dişi eşşəyin üzərinə sarıyıb Sədərəkdən yola salırlar və bildirirlər ki, get çatdır ki, sizin havadarlarınızı bundan da biabırçı vəziyyət gözləyir.**

Bu hadisədən sonra ingilis generalı Tomson daşnak lideri Xatisovla və hərbi müşavirlərlə zirehli qatarda Naxçıvana gəlirlər. Onlar əvvəlcə Şahtaxtı kəndində mitinq keçirirlər. Mitinq iştirakçılarından kimsə naqanla daşnak nümayəndəsini vurur (3). Gələn nümayəndələr arasında çaxnaşma düşür, ölünü yerdə qoyan daşnaklar hərbi vaqonlara dolaraq Naxçıvana gəlirlər. Naxçıvanda mitinq keçirilir və qəti bildirirlər ki, daşnak hökumətinin qoşunları bu yaxınlarda Naxçıvana gələcək və onlara toxunmağa heç kimin haqqı yoxdur. Əks –təqdirdə həmin insanlar güllələnəcəklər. Şəhərin sözü keçən adamlarından Hacı Həsənalı, demokrat Məmməd, çoban Kərbalayı İnam, başmaqçı Məşəmmədəli və başqaları ingilis daşnaklara qəti etiraz edirlər və bildirirlər ki, lazım gələrsə bu müqəddəs torpağı öz qanları ilə qoruyacaq və bu məmləkətə daşnakların girməsinə imkan verməyəcəklər (3).

Xalqın etirazına baxmayaraq ingilis-amerikanlara arxalanan daşnaklar öz qoşunlarını Şərur və Naxçıvanda yerləşdirirlər. İngilislər Araz-Türk Respublikasının Nazirlər Şurasının bütün üzvlərini həbs edir və fərziyəyə görə Malta adasına sürgün edirlər (3). 1919-cu ilin oktyabrında daşnaq Varşaqyan qubernator təyin olunur. Bu zorakılığa qarşı regionun hər

yerində xalq hərəkatı başlayır. Şərurun Yengicə və digər kəndlərində, xüsusən dəmiryol stansiyasındakı ingilis-erməni cəbbəxanaları dağıdılır. Əsl ölüm-dirim müharibəsi başlayır. Kalbalı xanın başçılığı ilə Naxçıvan şəhərindəki daşnak qubernatorunun iqamətgahı xalq tərəfindən dağıdılır.

Daşnak hərbi qarnizonu indiki texniki kollacin yerində yerləşirdi. Bunu öz qeyrətinə sığışdırmayan şəhərin bir qrup vətənpərvəri gizli yığıncaq keçirirlər. Şəhər sakini Hacı Cabbar təklif edir ki, Bəhram xanın evinin altından qarnizonun binasına lağım atılsın və bina partladılsın (Bəhram xanın evi indiki "Təbriz" hotelinin yaxınlığında indiki şosse yolunun kənarında yerləşirdi). Təklif bəyənilir. Təcili işə başlanılır. Qarnizonun binasının altına çoxlu partladıcı yığılır və partladılır (3).

1920-ci ilin iyul ayının əvvəllərində daşnaq qoşunları Güvə (Cüvə) kəndinə basqın edirlər. Kənd əhalisi müdafiəyə qalxır. Qocaları, qadınları, uşaqları məscidə toplayırlar ki, məscid ibadət yeri olduğundan belə yerlərin dağıdılması dini baxımdan qadağandır. Ancaq ermənilər məscidi topa tuturlar. Camaat Valo bəyin başçılığı ilə Güvə kəndini tərk edirlər (3).

Bu vaxtı Abasqulu bəy Şadlinski Vedi xalqını erməni qırğınından qorumaq üçün onlara rəhbərlik edir. Vuruşa-vuruşa Vedini tərk edib Şərura çəkilirlər. Şərur xalqı Abasqulu bəyə köməyə qalxır. Abasqulu bəy Mərənd ətrafına çəkilir (3).

Qeyd etdiyimiz bu iki il müddətində Naxçıvana heç bir yerdən kömək edilmədən Naxçıvan özü-özünü qoruyub saxlamışdır.

Azərbaycan ərazisini 1920-ci ilə qədər qonşu dövlətlərlə sərhəddi Rusiya XİN-nin tərtib etdiyi məlumat xəritəsində verildiyi kimi olmuşdur.

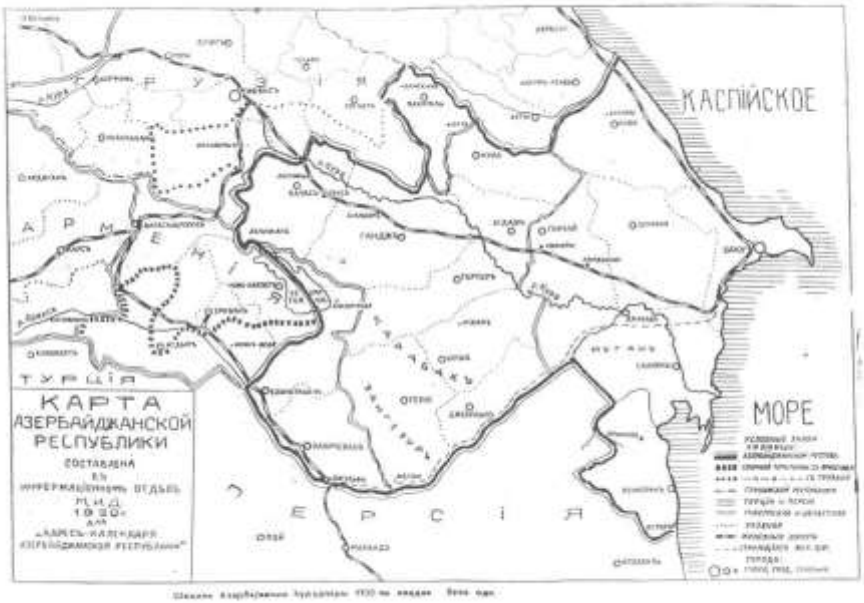

1920-ci il iyul ayının 28-də Naxçıvanda Sovet hakimiyyəti qurulur və Bahadur Vəlibəyov Azərbaycanın Naxçıvanda fövqəladə və səlahiyyətli səfiri olur. Bahadur Vəlibəyov Naxçıvan könüllü hərbi birləşməsini yaradır, erməni xalqının müraciətinə əsasən erməni daşnaklarını öz beşiyindəcə məhv edir 1920-ci ildən sonra Naxçıvan ərazisinin sərhədlərində yeni dəyişikliklər edildi. Bu dəyişikliklər 1921-ci ilin martın 16-da bir tərəfdən RSFSR, Azərbaycan, Gürcüstan Ermənistan rüspublikaları, digər tərəfdənTürkiyə dövlətinin iştirakı ilə Moskvada oktyabr ayının13-də isə həmin tərəflərin iştirakı ilə Türkiyənin Qars şəhərində bağlanmış müqavilələrə görə Naxçıvan ərazisinin sərhədləri aşağıdakı kimi müəyyən edilir (10).

“Urmiyə kəndi, oradan düz xətlə Arazdəyən stansiyası (O, Ermənistan SSR-də saxlanılır), sonra düz xətlə qərbi Daşburun dağını (3142)-oradan şərqi Daşburun dağını(4108)-Cəhənnəm dərəsi çayını keçərək Bulağın (Rövnə) cənubuna çatır. Bağırsaq (Yaqırsaq) dağının (6607), yaxud 6587-ci yüksəkliyin suayrıcı xətti ilə davam edərək keçmiş İrəvan qəzasının inzibati sərhəddini, oradan Şərur-Dərələyəz sərhəd xəttini izləyir, 6629-cu yüksəklikdən Kömürlüdağa (6839, yaxud 6930) və oradan 3080-ci yüksəkliyə gəlir. Sayatdağ (7868)-Qurtqulaq (Kurt kulak) kəndi- Həməsür dağı (8160)-8022-ci yüksəklik-Kükü dağı (10282) və keçmiş Naxçıvan qəzasının sərhədlərinin şərqi ” (7).

Müqavilə Türkiyə tərəfdən Kazım Qarabəkir paşa, Vəli bəy, Muxtar bəy, Məmduh Şövkət bəy, ikinci tərəfdən isə Əskənaz Mravyan, Poqos Makinzyan , Behbud ağa Şahtaxtinski, Şalva Eliava, Aleksandr Svanidze imzalayıblar (7).

Sərhədlər müəyyən edilərkən 1868-ci ildə Qafqaz hərbi dairəsi tərəfindən nəşr edilmiş İrəvan quberniyasının, Naxçıvan, Şərur-Dərələyəz və Ordubad qəzalarının coğrafi-geoloji xəritəsi əsas götürülmüşdür. Bu sərhədlər daxilində Naxçıvan Respublikasının sahəsi 5988 kvadrat kilometr təsdiq edilmişdir.

Moskva müqaviləsinin III maddəsində yazılır: "Razılığa gələn hər iki tərəf hazırkı müqavilənin I (B) əlavəsində göstərilən sərhədlərdə Naxçıvan vilayətinin Azərbaycan himayəsi altında muxtar ərazi təşkil etməsinə razıdırlar, o şərtlə ki, Azərbaycan bu himayə haqqını heç bir zaman üçüncü bir dövlətə güzəştə getməyəcəkdir"(7).

1924-cü ildə Rıbakov familyalı kartoqraf tərəfindən Naxçıvan MSSR-in 1:25000-ə miqyaslı təkmil və dəqiq xəritəsi işlənilir. Bu nüsxə xəritə Naxçıvan MR Aqrar Sənaye Birliyinin Yer Quruluşu şöbəsində saxlanılırdı. Ümumiyyətlə, 1942-ci ilə qədər tərtib olunmuş xəritələrdə Naxçıvan MR-in sərhədləri düzgün göstərilmişdir. Çünki ərazidə edilən dəyişikliklər naturada edilsədə xəritələrdə göstərilmirdi. 1942-ci ildən sonra çəkilən xəritələrdə isə artıq edilən dəyişikliklər saxtakarlıqla xəritələrdə də öz əksini tapırdı.

1929-cu ildə fevralın 18-də Zaqafqaziya MİK-i Qars müqaviləsinin şərtlərini pozaraq Naxçıvan MSSR-in 625 kvadratkilometr sahəsini və 9 kəndini - Şərur rayonunda Qurdqulaq, Xəcik, Horadiz, Şahbuzla sərhəddəki Ağbin, Sultanbəy, Ağxəc, Almalı, İtqıran, Ordubad rayonunun Qarçevan kəndlərini alıb Ermənistana vermişdir. Naxçıvandan qoparılan ümumi ərazi 62500 hektardan çox olmuşdur (1 səh. 191).

5300 illik tarixdən çox tarixi olan dünyanın bu qədim yaşayışa malik olan regionunun təxminən 100 illik bir dövründə baş verən mürəkkəb hadisə və proseslərin çox az bir hissəsini işıqlandırmağa çalışdıq. Regionun tarixinin tədqiqata cəlb olunmasına böyük ehtiyac vardır. "Şərqin Qapısı"nda yerləşən bu region tarixin bütün sınaqlarından mətinliklə çıxmış və özünü qoruyub saxlamışdır. Müstəqillik yolunda inkişaf edən Muxtar Respublikamız tarix boyu malik olmadığı bir inkişaf yolu tutubdur. Beləki bir neçə günlüyə ərazidən aralanan insan qayıtdıqda az qalır onu tanımasın. Bu gün Naxçıvan dünyanın ən gözəl Şəhərlərindən olub sanki, nağıllar dünyasından gələn şəhərə çevrilibdir.

Ədəbiyyat

1. Babayev S.Y. «Naxçıvan Muxtar Respublikasının fiziki coğrafiyası» Bakı - 1999
2. Əli Əliyev. Naxçıvanda sovet hakimiyyətinin qurulması və möhkəmləndirilməsi uğrunda mübarizə.Bakı-1960
3. Əli Əliyev.Araz-Türk Respublikası. Şərq Qapısı qəzeti. 25 fevral 1990.səh. 3.
4. Əli Həsənov. Naxçıvan Muxtar Respublikasının təbii sərvətləri və onlardan istifadə yolları. Bakı, 2001, 246 s.

5. Əli Həsənov. Şərqin qapısı –Naxçıvan. Şərq Qapısı qəzeti, 20 sentyabr 2006-cı il, 173 saylı
6. İsa Həbibbəyli. Tariximizin naməlum səhifələri. Şərq Qapısı qəzeti. 28 may 1992. səh.
7. İsmayıl Hacıyev. «Gümrü, Moskva, Qars müqavilələri və Naxçıvanın taleyi» Bakı-Elm-1999
8. İbrahim Kazımov, Naxçıvan əhalisi, sosial-iqtisadi və siyasi tarixinə dair (1828-1920-ci illər), Bakı, Elm, 2007, 175 səh.
9. İbrahim Bağırov.Moskva və Kars müqavilələri. Şərq Qapısı qəzeti. 25 noyabr 1990-cı il.səh. 4.
10. İbrahim Bağırov.Türkmənçay müqaviləsi və Naxçıvan. Sovet Naxçıvanı qəzeti. 11oktyabr 1989-cı il.səh. 3.
11. Şamil Zamanov.Keçmişimizə səyahət. Şərq Qapısı qəzeti. 10 fevral 1990-cı il.səh. 3
12. В.Г. Григорев. Статистическое описание Нахичеванской провинции. Типография Департамента Внешней торговли, 1833, 264 стр.

1918-1920-ci illərdə Naxcıvan regionunun ictimai-siyasi vəziyyət

Xülasə

Məqalədə dünyanın ən qədim yaşayış məskəni olan Naxçıvan Muxtar Respublikası ərazisinin 1918-1920-ci illər ərzindəki içtimai siyasi vəziyyəti təhlil edilir. Qeyd edilir ki, 5.5 min kv. km. Sahəyə malik olan bu ərazi əlverişli coğrafi mövqeyə malıkdir. 3 ölkənin qovuşacağında yerləşməklə şərq dünyasına açılan qapıdır. Böyük karvan yollarının buradan keçməsi,böyük duz yataqlabının, mineral bulaqların, münbit torpaqların, meyvələrin olması yadellilərin həmişə diqqətini cəlb etmişdir.

Qeyd edilir ki, iki dəfə Rus-İran müharibəsi, erməni faşizminin törətdiyi faciələr Naxçıvan torpaqların yerli əhaliyə ciddi zərbə vurmuşdur . Qonşu dövlətlərlə sərhəd zonalarında yeriəşən Zəgəzur , Göycə, Dərələyəz mahallarından yerli azərbaycanlılar tədricən sürgün edilmiş və V.Q.Qriqoryevin qeyd etdiyi kimi 74 kənd boşalmış və bu kəndlərdə gəlmə ermənilər məskunlaşmışdır.

Ərazinin içtimai-siyasi vəziyyəyəti erməni vandalizmi nəticisində 1918-ci idə daha da mürəkkəbləşmişdi. Beləki Türk dövlətinə satqıncılıq etdiyinə görə ıcanını qurtaran Andronik öz erməi birləşmələrindən ibarıt qoşunu ilə Naxçıvan ərazisinə daxil olur. Əraziyə Şərur bölgəsindən daxil olan Andronik keçdiyi yerlərdə ucdan tutma hamını məhv etmiş , kəndləri viran qoymuşlar.

Türklərin köməyə gəlməsi Andronik qaçmasına səbəb olur. Bundan sonra erməni daşnakları Naxçıvanı ələ keçirmək üçün geniş miqyaslı fəaliyyətə başlayırlar. Onlar daim nəhəng dövlətlərdən kömək alıb öz niyyətlərini yerinə yetirməyə çalışırlar. Bunun üçün ingilislərdən daim həm maddi, həm də mənəvi dəstək almışlar. Onlar hətta ingilis qoşunlarının köməyi ilə Naxçıvana qoşun gətirmişlər.

Belə bir vəziyyətdə Naxçıvan Türkiyəni çıxmaqla heç bir dövlətdən kömək almamış, ancaq öz daxili qüvvəsini arxalanmışdır. Naxçıvanın qeyrətli oğlanları yerli əhalidən özünü müdafiə dəstələri yaradır və mənfur düşməni susdururdu. Bu erməni daşnakları azərbaycanlılara soyqırım etdikləri kimi öz yerli ermənilərinədə zülm vermişlər. 1920-ci illərdə Azərbaycanın

Naxçıvandakı səlahiyyətli nümayəndəsinə yerli ermənilər müraciət edirlər. Naxçıvan hərbi birləşmələri yerli ermənilər daşnak zülmündən azad edir.
Sonrakı dövrlərdə SSRİ hökuməti daxilində yüksək vəzifə tutan erməni daşnaklarının təkidi ilə Qars müqaviləsini pozaraq Azərbaycan torpaqlarını, o cümlədən Naxçıvan ərazisinin 625 km^2-ni və 9 kəndini Ermənistana vermişdir

Açar sözlər: Naxçıvan, ictimai -siyasi vəziyyət, erməni faşizmi

Общественно-политическое положение Нахчыванской области в 1918-1920 гг.

Резюме

В статье анализируется общественно-политическая ситуация на территории Нахчыванской Автономной Республики, старейшего в мире поселения, в 1918-1920 гг. Отмечено, что 5,5 тыс. kв. км. эта область имеет выгодное географическое положение. Расположенный на стыке 3 стран, это дверь в восточный мир. Прохождение крупных караванных путей, крупных соляных отложений, минеральных источников, плодородных почв и плодов всегда привлекало внимание иностранцев.

Отмечается, что дважды российско-иранская война и трагедии, совершенные армянским фашизмом, наносили серьезный удар по местному населению Нахчывана. Местных азербайджанцев постепенно депортировали из районов Зангазур, Гойджя, Даралаяз, расположенных на приграничных территориях с соседними странами и как отметил В.Г. Григорьев, было эвакуировано 74 села, в которых поселились армянские поселенцы.

Общественно-политическая ситуация в этом районе стала более сложной в 1918 году в результате армянского вандализма. Таким образом, Андроник, погибший за предательство турецкого государства, вступил на территорию Нахчывана с армией своих армянских войск. Андроник, который вошел в область из области Шарур, уничтожил всех в местах, где он проходил, и разрушил деревни.

Помощь турок заставляет Андроника бежать. После этого армянские дашнаки начали масштабную деятельность по захвату Нахчывана. Они постоянно пытаются достичь своих целей с помощью гигантских государств. За это они всегда получали как материальную, так и моральную поддержку от англичан. Они даже привели войска в Нахчыван с помощью британских войск.

В такой ситуации Нахчыван не получал никакой помощи ни от одного государства, кроме Турции, но опирался на собственные внутренние силы. Ревностные мальчики Нахчывана сформировали группы самообороны из местного населения и заставили

замолчать ненавистного врага. Эти армянские дашнаки преследовали своих местных армян, когда они совершали геноцид против азербайджанцев. В 1920-х годах местные армяне обратились к уполномоченному представителю Азербайджана в Нахчыване. Нахчыванские воинские части освобождают местных армян от дашнакского гнета.

Позже, по настоянию высокопоставленных армянских дашнаков в правительстве СССР, он нарушил Карсское соглашение и уступил азербайджанские земли, в том числе 625 км^2 территории Нахчывана и 9 селений Армении.

Ключевые слова: *Нахчыван, общественно-политическая ситуация, армянский фашизм*

Summary

The article analyzes the socio-political situation in the Nakhchivan Autonomous Republic, the oldest settlement in the world, in 1918-1920. It is noted that 5.5 thousand square meters. km This area has a favorable geographical position. Located at the junction of 3 countries, this is the door to the eastern world. The passage of large caravan routes, large salt deposits, mineral springs, fertile soils and fruits has always attracted the attention of foreigners.

It is noted that twice the Russian-Iranian war and the tragedies committed by Armenian fascism inflicted a serious blow on the local population of Nakhchivan. Local Azerbaijanis were gradually deported from the Zangazur, Goyja, Daralyaz districts located in the border areas with neighboring countries and as noted by V.G. Grigoryev, 74 villages were evacuated, in which Armenian settlers settled.

The socio-political situation in this area became more complicated in 1918 as a result of Armenian vandalism. Thus, Andronic, who died for the betrayal of the Turkish state, entered the territory of Nakhchivan with the army of his Armenian troops. Andronicus, who entered the region from the Sharur region, destroyed everyone in the places where he passed and destroyed the villages.

The help of the Turks forces Andronic to flee. After that, the Armenian Dashnaks began large-scale activities to capture Nakhchivan. They are constantly trying to achieve their goals with the help of giant states. For this, they always received both material and moral support from the British. They even brought troops to Nakhchivan with the help of British troops.

In this situation, Nakhchivan did not receive any help from any state other than Turkey, but relied on its own internal forces. The zealous boys of Nakhchivan formed self-defense groups from the local population and silenced the hated enemy. These Armenian Dashnaks persecuted their local Armenians when they committed genocide against Azerbaijanis. In the 1920 s, local Armenians turned to the authorized representative of Azerbaijan in Nakhchivan. Nakhchivan military units liberate local Armenians from Dashnak oppression.

Later, at the insistence of senior Armenian dashnaks in the USSR government, he violated the Kars Agreement and ceded the Azerbaijani lands, including 625 km2 of Nakhchivan and 9 villages of Armenia.

Keywords: Nakhchivan, socio-political situation, Armenian fascism

Azerbaycan Basınında tarihi seyri içinde yer alan Balkan Savaşları (Şelale dergisi esasında)

Doç. Dr. Seriyye Gündoğdu
AMEA

Özet
Osmanlı tarihinde Balkan Savaşları önemli bir dönüm noktası olmakla beraber "medeni Avrupa"nın yaptığı mezalimin de bir örneğidir. Osmanlı Devleti bu savaşta gerek maddi, gerek manevi yönden büyük kayıplar yaşadı. Fakat bu kayıp türk milletine milli kimlik şuurunu kazandırdı. Avrupa`nın "medeni" yüzünü tanıttırdı. "Şark meselesi"nin bir parçası olan Balkan savaşları, yapılan mezalim ve göçler Türk edebiyatı ve basınında önemli yer işgal etmiştir. Büyük edip Mehmet Akif'in "Hakkın Sesleri" eserinde bu mezalimi objektif ve canlı bir şekilde anlatmıştır. Bir çok şair ve yazarlar Balkan savaşlarını konu olarak almışlar. Türk edebiyyatında anlatılan Balkan savaşları Osmanlı ve dünya basınında da yer almıştır. Hikmet, İkdam, Sevet-i Fünûn, Şehbal, Tanzimat, Tanin ve Teşrih gibi basın organlarının; Times, Daily Telegraph, Le Temps, Figaro, Independent, The Economist ve Reuters gibi gazete ve ajansların haber ve yorumları ile yanaşı Azerbaycan basınında da yerini almıştır.
1913-1914 yılları arasında İsa Bey Aşurbeyli ile Halit Hurrem Sabribeyzadenin yayınladıkları "Şelale" dergisi hemen hemen bir çok sayısında Balkan Savaşlarına yer vermiştir. Gazetenin çeşitli sayılarında Balkan Savaşları ile ilgili 30-a yakın tarihi fotograf yayınlanmış, H.H.Sabribeyzade tarafından "Milli Hikaye" başlığı altında yazılan yazılarda, şiirlerde ve makalelerde Balkanlarda yapılan mezalimler, sebepleri ve alınması gereken önlemlerden bahsedilmiştir.

Bu çalışmamızda tarihi bakımdan önem arz eden Balkan Savaşlarının Azerbaycan basınında, özellikle "Şelale" dergisinde edebi yazılarla nasıl değerlendirildiği ve kamoyuna nasıl aktarıldığını incelemeği amaçlıyoruz.

Anahtar Kelimeler: Balkan Savaşı, tarih, Şelale dergisi, H.H.Sabribeyzade

BALKAN WARS IN THE HISTORICAL COURSE OF AZERBAIJAN PRESS (BASED NEWSPAPER ON THE "SHELALE")

Summary
In the history of , Ottoman State the Balkan Wars are an important milestone, as well as an example of the atrocities committed by "civilized Europe". The Ottoman Empire suffered great losses both financially and spiritually in this war. These losses also brought the national identity consciousness to the Turkish nation. It introduced the "civilized" face of Europe. The Balkan wars, which are the part of the "Eastern question", have an important place in Turkish literature and press with the atrocities and immigrants. The great author Mehmet Akif described this story in an objective and vivid way in his "Voices of Truth" work. Many poets

and writers have written about Balkan wars. The Balkan Wars, which are described in every direction in the Turkish literature and press, also appeared in the Ottoman and world press. In Turkish press, such as Hikmet, İkdam, Servet-i Funûn, Shehbal, Tanzimat, Tanin and Teshrih, in the world press such as Times, Daily Telegraph, Le Temps, Figaro, Independent, The Economist and Reuters appeared in the news and comments of newspapers and agencies.These issues were also included in the Azerbaijani press. It is very important to tell this story in the newspapers as it significantly influences for enlightening and awarenessing the society.

The "Shelale" magazine has included the Balkan Wars inside almost each number of its edition which published by İsa Bek Ashurbeyli and Halit Hurrem Sabribey from 1913 to 1914. In the various issues of the journal, about 30 historical photographs related to the Balkan Wars were published, it has been also mentioned articles and poems which written by H.H Sabribeyzadeh under the heading of "National Story about the atrocities committed in the Balkans.

In this article, we aim to examine how the Balkan Wars, which have a great historical importance, are evaluated in Azerbaijani press. Particularly, research has been conducted on the basis of the “Shelale” magazine and how it is transmitted to the public.

Key words: Balkan War, history, “Shelale” magazine, H.H.Sabribeyzadeh

SAVAŞ MAĞDURU KADINLAR VE TÜRKİYE'DE SURİYE'Lİ GELİNLER

Doç. Dr. Yusuf ARSLAN
Orcid: 0000-0003-1120-8627
Batman Üniversitesi

Özet
Tarih boyunca dini, siyasi, ekonomik sebeplerle savaşlar olmuştur. Savaş sonrasında yerleşim yerleri harap olmuş, can ve mal kayıpları yaşanmıştır. Çıkan savaşlarda kadınlar daima hassas bir konu olmuştur. Tecavüz, cinsel saldırı, sex kölesi yapılma gibi insanlık dışı uygulamalara maruz kalmışlardır. En az bunlar kadar önemli bir konu da savaş mağduru kadınların çaresizlik motivasyonuyla aileleri tarafından zorla evlendirilmeleridir. Suriye'de meydana gelen iç savaş nedeniyle Türkiye'ye sığınmış Suriyeli kadınlar arasında bu tür evliliklerin sayısı hiçte az değildir. Bu araştırmada, zorla evlendirilmiş olan "Suriyeli Gelinlere" ilişkin sosyolojik analiz ve değerlendirmeler yer almaktadır.

Anahtar Kelimeler: Savaş, savaş mağduru kadınlar, Suriye, Suriyeli gelinler, zorla yapılan evlilikler

WAR VICTIMS WOMEN AND SYRIAN BRIDES IN TURKEY

Abstract
Throughout history, there have been wars for religious, political and economic reasons. After the war, settlements were devastated and life and property losses were experienced. Women have always been a sensitive issue in wars. They have been subjected to inhuman practices such as rape, sexual assault and sex slavery. At least as important as these are the forced marriages of war victims by their families motivated by desperation. The number of such marriages among Syrian women who have sought refuge in Turkey due to the civil war in Syria is not small. This research includes sociological analysis and assessments of "Syrian brides" who have been forcibly married. The number of such marriages among Syrian women who have sought refuge in Turkey due to the civil war in Syria is not small.

Keywords: War, women victims of war, Syria, Syrian brides, forced marriages

MOBBING, WORKPLACE INCIVILITY AND WORK-RELATED STALKING: COMPARISON IN CONTENT AND EFFECTS

Nil Madi
ORCID: 0000-0002-9056-7400
Sinem Cankardaş
ORCID: 0000-0003-4140-2068
Pınar Tınaz
ORCID: 0000-0003-3491-6503
Beykoz Universtiy

Abstract
In recent years, rapid developments, progress and change in technology have contributed positive outcomes to work life but also reflected some problems. These problems include negative and harassing behaviors at workplace. Among these behaviors, mobbing, workplace incivility and work-related stalking behavior are often confused conceptually, and there is a lack of information at workplaces whether a negative behavior can be considered or classified as harassment or crime. It is observed that many employees who are exposed to negative behaviors at workplace evaluate behaviors as mobbing even though it's not mobbing, or contrary, they fail to realize that they have become victims of mobbing since they consider the negative behaviors they have been exposed to as usual. This lack of information makes it difficult for employees to notice and analyze the physical and psychological results caused by these negative and harassing behaviors and to seek their rights accordingly. As a descriptive research, based on literature review, this study presents conceptual explanation of three behaviors, discusses similarities and distinctive features between them. It is observed that the common feature of three behaviors is that both affect the physical and psychological health, quality of life and efficiency of the target negatively and threatens professionalism at workplace. The effects of the behaviors are problems such as job stress, increase in intention to quit, decrease in job satisfaction, difficulties in concentration on work that affect efficiency and productivity negatively. In addition, since the target may lose, quit job, or be forced to seek new job opportunities, there may be financial losses. For this reason, it is concluded that it is essential and critical for all employees, especially managers and Human Resources departments to have and raise awareness to take necessary precautions and act by knowing the differences between behaviors.

Keywords: mobbing, workplace incivility, work-related stalking, negative behaviors at workplace, violence at work

KONKOMBA CONTEMPORARY "TRADITIONALIZATION" OF POWER IN MODERN TIMES AND THE DEVELOPMENT OF CHIEFTAINCY.

Kwabena Darko Akuamoah
University of Ghana

Abstract
The effect of colonialism involves cultural, political and psychological assault on the colonised. In most instances, the socio-political structure of the colonised is significantly affected. Current scholarly works point to the fact that a culture of traditionalization of power structures has been one significant effect of colonial encounters. The problem of traditionalization" of Power in the late nineteen-century Konkombaland was closely connected to the events of the German colonisation of Togoland (1885–1906). Historical records from the acephalous Konkomba reveal how the Germans created "power structures" without recourse to indigenous tradition. This article seeks to use a multi-disciplinary approach involving historical studies and ethnographic methodology to speak to broader theoretical questions about the symbolic and functional meanings of power in recent times in Konkombaland.

Keywords: Konkombaland; colonial; traditionalization; Germans; symbolic; functional; cultural; political; psychological; Togoland

Objectivity in Newspapers Coverage of Farmer-Herder Conflicts in Nigeria

OGENYI, Elvis .O.
University of Nigeria

Abstract
This study investigated objectivity issues in newspapers coverage of the farmers and herdsmen conflicts in Nigeria. A total of 83 issues of *The Nation and Daily Trust* newspapers published between1st January to 31st December 2016 were analyzed. The research method was content analysis. The composite week sampling technique was used to select the issues studied. Inter-coder reliability was tested using Scot's pi- index which showed 0.79 % agreement. Four research questions were used. Findings indicate a predominance of straight news and a lack of interpretative format in newspapers reports of the conflicts. The study indicates a lack of prominence in newspapers coverage and finds the newspapers to whip up ethnic and religious sentiments by dwelling so much on attacks by herdsmen. The study observes that the newspapers emphasized the attacks on farmers and branded every Fulani herder as violent. It concludes that there was no objectivity in newspapers coverage of the farmer-herder conflicts and the newspapers failed to sufficiently discharge their social responsibility to the society during the period of study. It recommends fair and accurate newspaper coverage of the conflicts. It also recommends strict adherence to social responsibility in newspapers coverage of the conflicts.

Introduction
Escalating conflicts globally call for fair and accurate newspapers reports to enhance understanding and deescalation. Objectivity and accuracy in reports of conflicts are basic requirements in newspapers operations worldwide. The newspapers report and publish news based on interests and the meaning the audience makes of such a news item depends on the manner of presentation.

Clary (2015) is of the view that how news coverage functions to shape public's understanding of political violence depends on what journalists can say and how they say it and this determines the meanings available to the mass audience.

The choice of language of the journalist determines the news and what meanings the audience attaches to it. A negative language breeds a negative response and for this reason, the journalist, depending on the choice of words, can build or destroy a society. With words, the journalist can create but with words he can also destroy. With words, the journalist can nurture love and with words, he can instigate the worst pernicious forms of fanaticism and hatred (Ayobolu, 2016).

News media, especially, newspapers can therefore, play both positive and negative roles in reporting conflicts. These contradictory roles can interfer with objectivity in newspapers coverage of conflicts as the nature and duration of the coverage depend on variables such as distance, culture and political interests.

In Nigeria, geographical factors can affect the newspaper's position on an issue and whether it will take a positive or negative view is determined by this. This is because, "the Nigerian press is an amalgam of the Hausa Press, Igbo Press, Yoruba Press and the Minority Press and

their philosophy seems to be self-preservation first, before national interests" (Udoakah (1998,p.23).

The Editor-in-Chief of Nigeria's foremost newsmagazine, *TELL*, Nosa Igiebor averred that, the media industry in Nigeria is south-based, especially Lagos and generally tended to reflect the point of view that the other side (north) saw as unfavourable or not balanced (*Daily Trust*, January 31, 2017, p24). That is, the media industry in Nigeria is in favour of the south in the presentation of news and reports conflicts in the north with biases and unfairness.

Unfavourable and unbalanced news is devoid of objectivity and can serve to exacerbate conflicts. Objectivity in newspapers reports of the farmers and pastoralists conflicts in Nigeria can therefore, enhance deescalation. This study investigates objectivity issues in the newspapers coverage of the farmer and pastoralists conflicts in Nigeria in 2016.

Statement of the Problem

Objectivity in newspapers report of conflicts helps in the de-escalation process as it ensures that both sides are fairly represented in the news accounts. It is a moral requirement emphasizing a comprehensive, accurate and fair account so as to properly inform the public, build confidence and expose what might be the cause of the dispute. The operational environment of the Nigerian press increases the likelihood of biases in conflict reporting and the need to investigate objectivity in newspapers coverage of the farmers and herdsmen conflicts in Nigeria is important.

Objectives of the Study

i). Determine the prominence of newspapers coverage of the farmer-herder conflicts in 2016.

ii). Identify the direction of newspapers reports of the farmer-herder conflicts in 2016.

iii). Ascertain the depth of interpretation/analysis of the farmer-herder conflicts in 2016

iv) Unveil the frequency of newspapers coverage of the farmer-herder conflicts in 2016

Research Questions

i) What was the prominence of newspapers coverage of the farmer-herder conflicts in Nigeria in 2016?

ii) What was the direction of newspapers coverage of the farmer-herder conflicts in Nigeria in 2016?

iii) What was the depth of interpretation/analysis of the farmer-herder conflicts in Nigeria in 2016?

iv) What was the frequency of newspapers coverage of the farmer-herder conflicts in Nigeria in 2016?

Objectivity in Newspapers reports of conflicts:

The cardinal ethics of the media is objectivity and fairness (Sa'idu and Jimoh,2017). Objectivity means that both sides of an issue are presented for the reader to judge (Igyuve and Agaku ,2017). It entails being uninfluenced by emotions or personal prejudice and requires that the journalists should be distanced from controversy and diasagreement surrounding the material so as not to express or suggest a preference for one set of values over another (Ciboh,2011).

Objectivity is fair hearing and the moral requirement of the media is fairness and factuality which depends on truthful and balanced reports reflecting the views of all parties to a conflict. It is a moral obligation that guides the ethics of practice.

Ojebuyi (2014) considers media ethics as the moral principle that guides the media professionals in the discharge of their duties as agents of truths, who are expected to give accurate, objective, comprehensive and intelligent account of the day's events in a manner that gives meaning to these events.

The media function through the reports of news in the coverage of events. News is that genre of media content that gives an accurate and objective account of an occurrence (Okoro and Odoemelan,2013). Accuracy and objectivity are basic requirements of the news and if lacking, what is reported can pass for anything but news. In accuracy, the media present reality to the audience.

Inaccurate reporting of conflicts is the hallmark of major Nigerian dailies as indicated by the Voice of America (*VOA*) in a broadcast on Nimbo attacks in 2016. The station discovered that only one house was burnt against a multiple reported by newspapers while 15 people were reportedly killed instead of the 40 the newspapers had reported.

According to the VOA report, inaccurate reporting of the attacks may be fuelling outrage over the conflict. The trend of reporting reduces the societal impact of the press because as Gambo (2013) has argued, the media is effective only when it can transport and distribute the right information at any occasion.

Reality often has two sides which must be presented in the news for it to achieve objectivity. The need to present a balanced and accurate account of the conflict is further underscored by the fact that news frames can significantly shape the interpretation of issues, which can have, in turn, an effect on opinions and attitudes (Toril &Audun, 2016).

The media must be believable among other criteria to play the watchdog of the society (Ekeanyanwu, 2013). There is no less expectations of the media because, "there is a growing dependence on the mass media for daily information that will in turn helps to shape the individual, group and corporate living" (Akpan, 2008,p.154). Aside this, it is expected that the media, especially newspapers will continue to, "Serve as reference materials and a rallying point for seekers of in-depth information."(Asemah & Gambo, 2016,p.7).

Objectivity strives at conflict de-escalation and its digression and impossibility in reports lead to a close substitute, "peace journalism" which Galtung and Ruge (1965) consider as a mandate for the media to intervene in conflict towards a resolution. Westerstahl (1983) elaborates objectivity in a concept as follows:

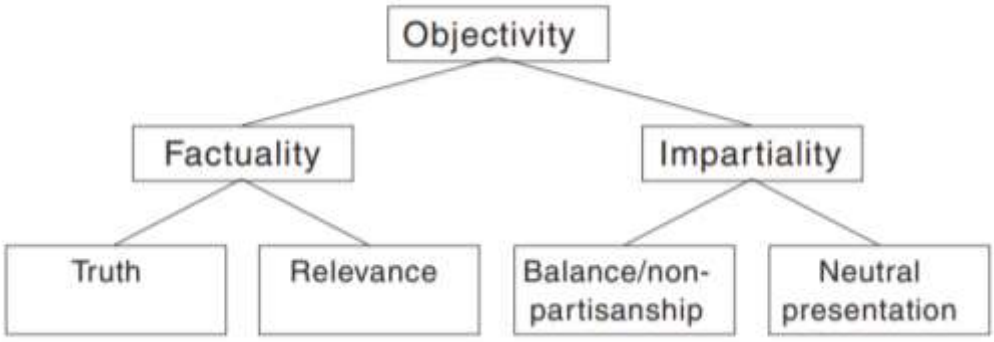

Sambe (2015) argues that the media have the power, capacity and capability more than anything else to affect society for good or bad depending on what they make accessible to their audience. He explains that the Nigerian constitution recognizes the capacity of the news media to help build a free, responsible society in which the government is fully made accountable to the people.

This he states has proved that the media have a duty to perform in the society but warns that the media also have the potentials to act as, "facilitating agents either for good or ill; as magnifying agents, overblowing the magnitude of an issue or event, as diffusing agents, dousing the flame of passion and as mediatory agents, helping to bring factions to the negotiating table."(p.119).

Okeya (2017, p.61) puts it more succinctly; "Social responsibility theory expects the media to inform the public to enable it take self-determined action by protecting the rights of individuals by acting as society's watchdog." This makes balanced, accurate and objective reports of conflict imperative in media practice.

Farmer-Herder Conflicts in Nigeria.

The phenomenon of farmer-herder conflicts has been interrogated by scholars (Ahmadu, 2015; Abdallah 2009). Available literatures have opened scholarly discourse on the subject matter and unveil various perspectives on the origin, causes and effects of the farmer-herder conflicts. Ofuoku and Isife (2009) observe that conflicts between farmers and nomadic cattle herders have been a common feature of economic livelihood in Nigeria. They state that before the beginning of the 20th century, the problem was restricted to the savanna belts of West Africa where cattle rearing was prevalent and crop production was carried out only during the short rainy season on a small scale.

They contend that cattle herders at the time had access to a vast area of grass land which later withered with the introduction of irrigated farming in the Savanna belt which made less pasture available to cattle herders. The herdsmen, Ofuoku and Isife (2009) notes, had to move southward to the coastal zone where the rainy season is longer and the soil retains moisture for long, in search of pasture and water – a movement called transhumance.

Omitola (2015) observes that farmers and herders in different parts of the world live within the same geographical, political, and socio-cultural space characterized by resource scarcity and are associated with the conflict of land resource use worsened by dwindling resources. He notes that researchers (Okoli & Atelhe, 2014) have linked the conflict to eco-violence, a theory he states is operational where environmental factors and exploitation of scarce resources lead to conflict and violence. He asserts that the Nigerian population is dynamic and ever increasing compared to land that is relatively static, therefore, more people will continue to compete over land.

Other researchers (Okoli *et al.*, 2014; Odoh & Chigozie, 2012; Abbass, 2012) trace the causes of the conflicts to the global climate change and the resultant "desertification and aridity that has reduced arable and grazing lands, forcing pastoralists to move southwards in search of pasture for their livestock."

The conflict, notes Moritz, (2010) is an intrusion into an existing cordial relationship between the farmer and herder. He contend that many communities of farmers and herders have built interdependent relationships often described as symbiotic, in which the two communities form host-client or host-stranger relationships with one another. Supporting this assertion, Benjaminsen *et al* (2009) contend that although the herder and farmer have historically

enjoyed a complementary and mutual relationships, "this complementarity has in many parts of Africa been replaced by competition, due to population growth and agricultural policies. They observe that farmer–herder conflicts in Africa are often presented as being driven by 'environmental scarcity' political ecologists, argue should be analysed within a broader historical and policy context.

Unurhiere and Onwe (2016) assert that understanding the symbiotic relationship between the farmer and pastoralist is important to the knowledge of the root cause of the conflict. They observe that environmental forces and demographic challenges tend to complicate the symbiotic relationship as increasing rate of desertification, the collapse of channels of conflict resolution, expansion of non-agricultural use of lands such as urban growth and road construction all increase the chance of conflict between the farmer and the herder.

Conflicts between farmers and herders have arisen for centuries and recently escalated with wide spread violence and displacement of people (Moritz, 2010). The phrase "farmer-herder conflict" therefore, is typically used to refer to conflict between herding and farming groups (Turner, 2006). The use of the phrase, "farmer-herder conflict", notes Turner, (2006) can be misleading since it can suggest that "herders" and "farmers" are separate groups when in fact most herders are farmers and many farmers may herd their livestock at least on seasonal basis. Both of them depend on land and its related resources even though they are fundamentally different in many respects (Unurhiere & Onwe, 2016).

However, the issue of farmer-herder conflicts tends to have evolved into an occurrence with a universal application that is understood to mean disagreements between crop growers and cattle breeders and there are instances of the conflicts articulating with other ethnic, political and religious conflicts but because they are local and not usually regarded as war, they tend to have been neglected by the growing literatures on conflicts in Africa despite their complex nature (Moritz, 2010).

Some recent studies have used the terms 'pastoralists' and 'cattle breeders' to denote the herder. Also, some literatures tend to argue that not every herder is involved in conflict with the farmer. Higazi (2010) contend that only the nomadic Fulani herder is involved in conflicts with farmers. Whereas every nomadic Fulani is a herder, it is not every herder in Nigeria that is Fulani. Furthermore, whereas every nomadic Fulani is a herder, not every nomadic Fulani herder bears arms and attack farmers. That is why the socio-cultural Fulani umbrella in Nigeria, Miyetti Allah rejects the framing of all Fulani as violent and the habit of attributing every attack on farmers to Fulani herders as a plan to alienate the Fulani herder and to banish him from some parts of the country (*The Nation*, May 17, 2016).

Social Responsibility Theory

This serves as theoretical anchor of the study. The theory derived its roots in the study of Hutchins Commission on freedom of the press of 1947 as an offshoot of the Libertarian theory. According to McQuail (2000), the theory talks about responsible reporting. It takes the position that the media need to assume both moral and legal responsibilities for all that they do for the general good of the society (Sierbert, 1972). Dominick (2005, p.500) he press lacks the freedom to do as it pleases but is obligated to respond to the requirement of the society (Dominick, 2005). The theory therefore, creates a platform to make media reporting truthful,

accurate and objective and obligates media to highlight injustices within the community as well as enlighten people on their rights and privileges (Chebii, 2015).

The chief duty of the media operating with this theory is to raise conflict to the plane of discussion. However, the predicament according to Chebii (2015) is that the theory by helping to enlighten people also predispose people to conflict because when people become enlightened they tend to demand for their rights through any available means, including the use of violence (Folarin, 1998, p.27). Baran & Davis (2003) give the basic principles of social responsibility theory as follows:

- Media should accept and fulfil certain obligations to society. These obligations are mainly to be met by setting high professional standards of informativeness, truth, accuracy, objectivity and balance;
- In accepting and applying these obligations, the media should be self regulatory within the frame work of law and established institutions;
- The media should avoid whatever that will lead to crime, violence or civil disorder or give offence to minority groups;
- The media as a whole should be pluralist and reflect the diversity of their society and giving access to various points of view and the right to reply; and
- Society and public have the right to expect high standard of performance and intervention can be justified to secure a public good.

Conflict reporting is a social responsibility that the newspapers should take seriously because of the nature of conflict. Galadima (2002,p 62) outlines the reasons for conflict reporting as follows: (i) To create awareness of conflict so that it does not escalate; (ii) to help community, religious and other leaders resolve such conflict within their areas; (iii) to generate ideas of how to resolve or reduce the conflict; (iv) to expose the shadows or secondary parties to conflicts and their reasons for sponsoring such conflicts; (v) to de-escalate rather than increase the conflict; (vi) to publicize the plight of the victims of violent conflict for necessary assistance; and (vii) to serve or provide early warning for leaders and law enforcement officials to nip in the bud potential conflicts.

Against this background it is logical to deduce that conflict reporting demands objectivity. A conflict such as the farmer and herdsmen dispute in Nigeria is volatile and any newspapers report without consideration for objectivity can only serve to escalate rather than de-escalate it.

Methodology

The research design was content analysis. According to Obayi, Anorue and Onyebuchi (2016) researchers in the field of communication can use content analysis to find out the frequency, depth and direction of coverage of a given news item or event.

Ezeah and Asogwa (2013, p.303) note that the method "depends completely on available documents like newspapers, magazines, books, journals, films, radio programmes and television programmes." The quantitative approach was applied.

The population of the study comprised all the national dailies published in Nigeria between January 1, 2016 and December 31, 2016. Muazu (2008) is of the view that there is a

significantly large number of state, national and regional/local newspapers in Nigeria with the national dailies being more economically strong and consistent. The newspapers (national dailies) have capacity for in-depth analysis of issues with advantage of earning public respect for their editorial judgment (Ekwueme,2014).

It is impracticable to study all the newspapers published in the country. The practical option was to select a representative sample of the population.The researcher adopted the multi stage sampling technique which involves varying techniques at different stages in the selection process. Babbie (1992) advise that newspapers can be stratified according to regions, size of the community in which the newspapers are published, frequency of publication or average circulation.

Accordingly, the researcher stratified the population into the two geographical zones of Nigeria, namely: North and South. The north has two daily newspapers with a national outlook and they were selected. These are: *Daily Trust* and *Leadership*. Simple random sampling involving balloting was adopted to select one newspapers from the north and one from the south. Balotting gave each newspapers equal chance of being selected. The papers selected were: *Daily Trust* and *The Nation.*

In order to avoid bias in the selection of specific edition dates for the study, constructed weeks technique (composite weeks) developed by Jones and Carter (1959) was adopted to select the sample editions for the 12 months period of study which was stratified into seven weekdays where all the editions that fell on Mondays were grouped together; those that fell on Tuesday grouped together and so on. Each weekday was a stratum and the actual editions studied were drawn from the strata. Using simple random sampling, the researcher selected one edition for each week for each of the two papers for the 52 weeks. To arrive at the editions, the researcher adopted the constructed week technique requiring the days of the week.

The days of the week were assigned numbers as follows: Monday–1, Tuesday–2, Wednesday–3, Thursday–4,Friday- 5, Saturday–6, Sunday–7. The numbers were written onfolded papers and put in a container labelled as X. The 52 weeks of the year were numbered 1–52 and put in another container, labelled Y. Both containers were later reshuffled. For each week that was picked from container Y, a day was also picked from the X container; this continued until 52 editions were arrived at from the two newspapers, leading to a total of 104 issues overall. The sample size was therefore, 104 which were examined and stories of the conflicts were identified in 83 issues used for analysis.

The code sheet was used in gathering, recording and coding of the data. The code sheet was developed by the researcher. Data were generated from the newspapers through a thorough page-by-page examination of each edition of the newspapers. These data were recorded in coded form in the code sheet.

The two coders used for the study were able to identify a total of 110 stories of different genres from the selected newspapers. Okoye (2006) argue that the print media can be grouped into four genres as follows: straight news; features and news story; advertisements, advertorials and supplements; commentary such as editorials, opinion, articles, letters to editor, cartoons, fiction like poem, novels etc.

Accordingly, the following genres were identified in the study: 95 straight news,1 investigative story, 1 editorials, 2 feature articles; 5 opinions,6 columns as shown in Table1.

Inter Coder Reliability Test

This was tested using Scott's (1955) '*pi index'* formula given as:

$$Pi = \frac{\text{\% of observed agreement - \% of expected agreement}}{\text{1 - \% of expected agreement}}$$

The ReCal 0.1 Alpha online reliability test (http://dfreelon.org/recal/recal2.php) recommended by Krippendorff (2004) was used for calculation. The calculation showed that Scoot's pi was .77, .89, .89, .66, .67, .77, .77, .88, .89 and .88 which indicated high reliability or agreement among the coders on the theme, story types, placement, direction, frequency, sourcing, authorship, illustrations, length of story and locality respectively. According to Wimmer and Dominick (2000), "most published content analyses typically report a minimum Inter-coder reliability coefficient of about .75 or above when using *pi* or alpha."

The data gathered were presented using tables and were analyzed using simple percentages The result of this study is presented in the light of 83 issues of newspapers analyzed.

Table 1: Genre (Story Types) of farmer-herder conflicts in newspapers

Story Types		Total	
	TheNation newspaper	*DailyTrust newspaper*	
Str. News	62	33	95(86%)
Investigation	-	1	1(0.7)%
Editorial	1	-	1(0.7%)
Feature	-	2	2(1.4%)
Column	5	1	6(4.5%)
Opinion	4	1	5(3.5%)
Total	72	43	110(100%)

Source: *Field survey, 2019*

Table one shows that 86% of stories of farmer-herder conflicts were published as straight news

Table 2: Placement of farmer-herder conflicts in newspapers

Position.	**Newspapers.**	**Total.**	**%**

	The Nation	*Daily Trust*		
Frontpage	**4**	**1**	**9**	**7.9**
Insidepage	**66**	**41**	**194**	**90.0**
Backpage	**2**	**1**	**5**	**2.1**
Total	**72**	**43**	**208**	**1000**

Source: Field survey, 2019

Table two shows that the newspapers reported 90% of stories of farmer-herder conflicts on the inside pages.

Table 3: space allocated to stories of farmer-herder conflicts

Measurement.	**Newspapers.**	**Total**	**%**	
	The Nation	**Daily Trust**		
Short (0-20 cm)	**35**	**35**	**121**	**58.17**
Medium(21-50cm)	**25**	**8**	**58**	**28.36**
Long (51-above).	**12**	**-**	**30**	**14.03**
Total	**72**	**43**	**208**	**100**

Source: Field survey, 2019

Table three shows that the newspapers analysed reported farmer-herder conflicts mainly as short stories of less than twenty centimetres.

Table 4: Direction/ slant of coverage

Slant	**The Nation**	**Daily Trust**	**Total**	**%**
Positive	**23**	**8**	**52**	**25**
Negative	**49**	**35**	**156**	**75**
Total	**72**	**43**	**208**	**100**

Source: Field survey, 2019

Table Four shows that the newspapers analysed reported farmer-herder conflicts mainly as negative (biased) news against the herdsmen.

Research Questions (RQ):

RQ1:

What was the prominence of newspapers reports of the farmer-herder conflicts in Nigeria in 2016?

Table 3 shows a predominance of short stories in reports of the conflicts. This indicates little space allocation to farmer-herder conflicts in newspaper reports. Table 2 reveals that most stories of the conflicts were published inside of the pages of the newspapers studied. The 'burying' of the stories inside of the pages and the little space allocation to stories of the conflicts are reflections of the lack of prominence and the little importance attached to the conflict by the newspapers.

RQ2:

What was the direction of newspaper reports of the farmer-herder conflicts in Nigeria in 2016 ?

The answer to this research question is provided on table four which shows a predominance of negative news stories. The table reveals that 75% of stories of the conflicts was biased and did not present both sides fairly.

RQ3:

What was the depth of analysis/interpretation of news of the farmer-herder conflicts in 2016?

Table one shows a predominance of straight news in newspaper reports of the farmer-herder conflicts. This indicates a lack of indepth analysis and interpretation.

RQ4:

What was the frequency of the coverage of the farmer-herder conflicts in 2016?

The study shows that out of 104 issues of the newspapers sampled 83 published reports of the farmer-herder conflicts. This shows that the frequency of coverage was high.

Analysis

The result of the study shows that 85% of the newspapers sampled published the farmer-herder conflicts. This indicates a good attention by the newspapers.

The newspapers used straight news to report the farmer-herder conflicts and missed the correlation function, which is the interpretative role of the press.

Straight news is inadequate in justifying the social responsibility role of the newspapers as agenda setters and as society's watchdog since it lacks depth and interpretative format which enable the media to play these roles effectively.

The conflicts were published inside of the pages of the newspapers. This indicates a lack of prominence. A lack of prominence is indicative of a lack of seriousness in coverage. It is strange that the newspapers think that the farmer-herder conflict was not a serious matter when indeed, it is regarded as a major security situation in Nigeria. Emphases on front page allocation, editorials and backpage columns in newspapers reports indicate a prominence (Sa'idu, 2017).

The conflicts were published in negative (biased) frames. The slant or direction of the stories published by the newspapers indicate inaccurate reporting since they show the Fulani herdsmen as an invading, violent race who kill and maim farmers and destroy their property without presenting the provocations of the farmers on equal basis. That is to say that the stories reported did not present both sides fairly. Also, the news attributed the attacks and violence against farmers to Fulani herders. Although the latter have disagreed and called the allegation a 'blackmail', the newspapers have not given attention to the 'disavowal' of the herders to create a balance.

Going by this, a report of the farmer-herder conflicts therefore, should present both sides –the side of the herder as well as that of the farmer. The study therefore, shows that the news of the farmer-herder conflicts in Nigerian dailies lacked objectivity. According to Iwokwagh, (2017,p.13) "Access to relevant information raises the consciousness of the people and fosters the right attitude(s) towards change." For the media to foster the right attitude and be a positive change agent, ethical principles of objectivity and accuracy are required.

Conclusion:

The study indicates that newspapers reports of farmers and herdsmen conflicts in Nigeria lacked objectivity. It also shows a lack of prominence despite a high frequency of newspapers reports. The study reveals a lack of indepth analysis of newspapers reports of the conflicts. The study concludes that newspapers emphasized the attacks on farmers and tended to brand every Fulani herder as violent. It further concludes that there was a lack of objectivity in newspapers coverage of the farmer-herder conflicts and the newspapers failed to sufficiently discharge their social responsibility to the society during the period of study.

Recommendations

i) Nigerian newspapers should bring out elements of the news that enhance understanding through analysis and indepth reporting.
ii) Nigerian newspapers should be guided by objectivity and balance in conflicts reporting.
iii) Newspapers should increase the level of prominence given to conflict in their coverage with emphases on front page coverage and editorials.

References

Alfred, G. O; Ogwo, C.A & Ekwueme, A.C. (2017). Mainstream Newspapers Reportage of Economic Downturn in Nigeria. *Novena Journal of Communication.* 1. 96-108.

Ayobolu, S (2016). Why Credible Journalism Matters. In Illuminations. *The Nation,* December 31, Backpage.

Catalano, R., & Hartig, T. (2001). Communal bereavement and the incidence of very low birthweight in Sweden. *The Journal of Health and Social Behavior, 42,* 333–342.*Retrieved Aug. 12, 2019.*

Chebii, K. Z (2015). The Role of Media in Conflict Management: The Case of Electoral Conflicts in Kenya. *Journal of Global Peace and Conflict.* 3(2).39-61

Ciboh, R (2011). Nigerian Journalists, Ethics and the Challenge of Truth. *Benue Journal of Communication and Development.* 1(1) pp 115-124.

Clary, F(2015). Media Framing of Political Violence: Case Studies of the Communicative Process- A Conceptual, Theoretical and Introductory Analysis. In (J.Aliede,ed.) *Studies in Communication, Mass Media and Societ*y. Lagos: Public Relations Mix.2-28.

Chong, D & Druckman (2007). Framing Theory. *Annual Review Political Science.* 2007, 10: 103-126. Retrieved arjournals.annualreviews.org. Retrieved, Aug 5, 2017.

Dauda, S (2014). Print Media Landscape in Nigeria and Reporting Conflict.

www.researchgate,net/publication.

Ekeanyanwu, T. N (2013). Media Freedom, Political Conflicts and the Nigerian Cultural Dialectics: The American Example. In Pate, Nwabueze & Idiong (eds.) *Politics, Culture & The Media in Nigeria. Ibadan: Horden Publishers Ltd. 139-156.*

Ekwueme, A; Ojonta, P & Olarewaju, E (2016). Newspaper Coverage of Corruption Among Nigerian Politicians. *Nasarawa Journal of MultiMedia And Communication Studies.1(1). Pp142-155.*

Folarin, B. (1998). Theories of Mass Communication: An Introductory Text. Ibadan:Stirling – Hordens Publishers.

Galtung, J. & Ruge, M. H. (1965). The Structure of Foreign News. *Journal of Peace Research*, 1(*1*).

Gamson, W.A. & Modigliani, A.(1989). Media discourse and public opinion on nuclear: A Constructionist Approach. *American Journal of Sociology,* 95 (1), 1-37.

Goffman E. (1974). *Frame analysis: An essay on the organization of experience*. Cambridge: Harvard University Press.

Hawdon, J; Ryan, J & Agnich, L (2014). Media Framing of Tragedy: A Content Analysis of Print Media Coverage of the Virginia Tech Tragedy. *Tramatology,* 20 (3). 199-308. http/.dr.da.org/10/1037 retrieved, June 10, 2016.

Higazi, A (2011). A Deadly Cycle: Ethno-religious conflict in Jos Plateau State, Nigeria. www.refworld.org/pdfid/ retrieved March 23, 2018.

Igyuve, A & Agaku, T (2017). Public Knowledge & Perceptions of Editorials and Advertorials in Nigerian Newspapers. *Novena Journal of Communications.* .1.09-120.

Iwokwagh, N. S (2017). Empowering Nigerians Living with HIV/AIDS Stigma to Overcome Stigmatization through Mass Media Programmes. *Nasarawa Journal of MultiMedia And Communication Studies. 1(1).13-24*

McQuail, D. (2010). Mass Communication Theory (6th ed.) London: Sage Publications Ltd.

Mehraj,K.H; Bhat , A.N; Mehraj,R.M (2014). Impacts OF Media on Society: A Sociological Perspective. *International Journal of Humanities and Social Science Invention* 3(6 Ⅱ).56-64. www.ijhssi.org.

Mohammed, S.A (2012). Politics and the Media in Africa. *Daily Trust*, February 6. 14-15

Moritz, M(2010). Understanding Herder-farmer Conflicts in West Africa: Outline of a Processual Approach. *Human Organizations*, 69(2). www.mlab.osu.edu files retrieved, April, 4,2018.

Obayi,M, Anorue,L & Onyebuchi,A(2016). Demystifying Content and Data Analysis in Social Science Research. Enugu: DeGreat Publishers.

Obaje, C. E (2017). News Frame Patterns: An Evaluation of Newspaper Coverage of Boko Haram Attacks in Nigeria. *Covenant Journal of Communication (*CJOC) 4 (1). 93-101

Obeta, E (2017). Analysis of Select Nigerian Mainstream Newspapers' Coverage of the Niger Delta Region. *Novena Journal of Communication.* Vol4.pp210-220.

Okeya, O.A (2017). Newspaper Coverage of Child Abuse in Nigeria. *Novena Journal of Communication.* 1. 58-72

Okoro, N & Odoemelam, C (2013). Print Media Framing of Boko Haram Insurgency in Nigeria: A Content Analytical Study of the Guardian, Daily Sun, Vanguard and This day Newspapers. *Research on Humanities and Social Sciences.* 3(11),

Popoola, I(2013). An Evaluation of Political Communication on Nigeria's Foreign Policy as it Affects Liberia and Sierra Leone. In: U. Pate, O. Nwabueze & N. Idiong(Eds).*Politics, Culture and the Media in Nigeria.* Ibadan: Horden Publishers.

Sa'Idu, I & Jimoh,I (2017). *Daily Trust* and Fiscal Federalism in the Geopolitics of Information Dissemination in Nigeria (2004-2014). *Nasarawa Journal of Multimedia and Communication Studies* 1(1). 62-73

Sambe, S(2015). Domestic Violence Against Women and its Effect on Development: A Prescriptive Role of the Media.In (J.Aliede,ed.) *Studies in Communication, Mass Media and Society. Lagos: Public Relations Mix.*102-111

Siebert, F, Peterson, T & Schramm, W (1972). Four Theories of the Press. Chicago, London: University of Illinois Press, Urbana.

Toril, A & Audun, B(2016). Political News with a Personal Touch: How Human Interest Framing of Irregular Immigration: An Empirical Study of Public Preferences for Personalized News Stories in the United States, France, and Norway. Journal of Public Administration and Social Welfare Research 3 (1) .P.53 www.iiardpub.org Retrieved June 15.2018.

Vreese, C.H. de, (2005). News Framing; Theory and Typology. *Information Design Journal*, 13(1).

Westerstahl, J. (1983). Objective News Reporting. *Communication Research*, 10(*3*): 403-424.

Wimmer, R. and Dominick, J. (2011). *Mass media research: An introduction.* Wadsworth: Cengage Learning.

BIAFRA'S STRUGGLE FOR SECESSION AND SELF-DETERMINATION: THE CONNECTION OF THE MISPLACED HISTORICAL NARRATIVES

Nyor Gabriel Aza
Nigeria Police Academy

Abstract
This article seeks to provide an alternative interpretation to the previous claims that the agitation for Biafra self-determination is driven by either frustration and deprivation or marginalization as offered by Olusola Olasupo & Isaac Olayide Oladeji & E. O. C. Ijeoma (2012) Godwin Onuoh (2011,2012, 2013), Charles Ukeje & Wale Adebanwi (2008), Moses Metumara Duruji (2012), Daniel Jordan Smith (2014) etc. Against their narratives, the paper argues that Biafra's struggle for self-determination is the fallout of ethnic competition that precipitated Nigeria's political system on or before independence in 1960. In the episode, such scholars have failed in connecting the circumstances such as 1953-54 independence motion raised by Enahoro, 1959 election struggle, 1962-63 census crisis etc. that culminated to the Biafran agitation for self-determination thereafter as the elites struggle for political dominance. The article proposes ethnic competition theory which helps to connect these series of events that culminated to the agitation. The theory highlights the basis of the struggle in which ethnic groups through their elites pursue for dominance exhumed through an overlap in economic and political activities in which boundaries were created among the groups to compete on what seems incompatible to them. The theory therefore showcases power struggle among the elites with ethnic disposition as this resulted to the civil war and aftermath Biafran agitation for self-determination. Being an interpretive research design relying on the secondary data from books, newspapers, journal articles, internet publications, databases, speech documents etc. employing descriptive techniques, the paper links these events to show that Biafran struggle for self-determination is the fallout of the ethnic competition capitulated under the self-seeking interests of elites' power acquisition by exhuming ethnic symbols and rituals.

Key words: Biafra, Marginalisation, deprivation, frustration, competition, and interests

THE PRECARIAT: RESPONSES OF WORKING INTERNATIONAL STUDENTS IN THE FOOD/CATERING INDUSTRY IN THE TURKISH REPUBLIC OF NORTHERN CYPRUS

Sharon Nyarai Karinda
Near East University

Abstract
The study assesses the responses of international students studying and working in the food industry in the Turkish Republic of Northern Cyprus (TRNC). The deteriorated conditions in the workplace and its impact on political participation influenced this research. Issues surrounding long hours of work, poor remuneration packages, complex administrative processes, absence of student permits, sexual harassment and language barriers have placed student workers at a vulnerable position. The researcher employed the mixed method approach to elicit data from a sampling frame of 101 respondents from 13 countries from the Undergraduate, Masters and Ph.D. degree programs through Google docs an online-based survey. Factor analysis was used to analyse the statistics of the data and document analysis to analyse the TRNC Labour laws. The theory of exit, voice and loyalty by Albert Hirschman (1970) was employed to explain the alternative ways that student workers might take in dealing with the deteriorated work conditions. However, the study replaced loyalty with fear based on the findings from the survey. The findings of the study revealed that student workers in the food industry in North Cyprus are a precariat group that is characterized by high risk and uncertainty. 75, 2 % of the respondents did not possess student work permits illustrating their illegal identity. Their status as illegal workers impedes them from mobilizing and participating politically in pushing for change to address work conditions. Furthermore, striking a balance between surviving as foreign students trying to mitigate living expenses and the fear of imprisonment and deportation compelled students to take the alternative option of staying in fear or bear the costs of exit. The alternative ways of managing deteriorated working conditions are determined by the identity of the student worker. Student workers believe in voicing out theoretically however their precarious identity speaks otherwise.

Keywords: Precariat, international student workers, deteriorated working conditions, illegal work

THE NIGERIA-NIGER REPUBLIC BORDER POROSITY AND INSECURITY: AN EXPLORATION OF A NEW MODEL IN THE MANAGEMENT OF TRANS-BORDER ARMS TRAFFICKING

Idris Aminu
Federal University
Asst. Prof. Assel Tutumlu
Near East University

Abstract
Trans- border arms trafficking through Nigeria's porous borders continue to threatens not only the national security but survival of Nigeria as a political entity. To control trans-border arms trafficking through its land borders, the Nigerian government has over the years relied on surveillance approach. However, in 2018, the United Nations reports that Nigeria, with approximately 200 million people, hosts 350 of the 500 million small illegal arms and ammunition circulating in the West African Sub-region. The main thrust of the paper explores the inefficiency of the surveillance approach in the management of trans-border arms trafficking on the Nigeria-Niger republic frontiers. Relying mainly on ethnographic data, the paper argues that surveillance fails to secure the border because it excludes and neglects the role of the residents of the border communities. This exclusion leads to asymmetric information between the 3 key stakeholders in the management of trans-border arms trafficking; the residents of the border communities, trans-border arms traffickers, and border security agents which favors the trans-border arms traffickers. To address this challenge, there is a need to reverse the asymmetric information flow in favor of the Nigerian security agents through the introduction of a new border security model anchored on a ''Whistleblowing'' to supplement the current surveillance approach. This new model will ensure the supply of critical intelligence to the various border security agencies not only to intercept trans-border arms but enable the rationalization of the inadequate workforce within Nigeria's border security architecture.

Keywords: Border, trans-border arms trafficking, surveillance, whistleblowing, management, Nigeria-Niger frontier

1. INTERNATIONAL AFRICAN CONFERENCE ON CURRENT STUDIES

THE RELEVANCE OF CULTURAL IDENTITY TO PHILOSOPHY OF EDUCATION AND ITS IMPLICATIONS FOR AFRICAN DEVELOPMENT

Joseph Chinedu Ofobuike
Madonna University, Rivers State, Nigeria

Abstract
Many philosophers and educationists have discussed and agreed that education, and particularly, philosophy of education is necessary for the development of a nation. What has received little or no attention, however, is the relevance of cultural identity to the development of Philosophy of education. Using the philosophical method of analysis, this paper argues that education is primarily the development of the person, and a person's development is a microcosm of national development. Given that personhood is defined within a particular cultural identity, I argue further that cultural identity should form the bases of every philosophy of education. The implication of this to African development is that a culturally responsive education will not only be the foundation of mental decolonization, it will also be the inspiration to a local formulation of African problems and solutions to them.

Keywords; Education, culture, philosophy, Africa, development

INTRODUCTION

Formal education in most non-Western parts of the world began with the contacts with Europeans. This contact was necessitated by a drive for the expansion of European influence to the remaining parts of the world in what they (the Europeans) saw as a civilization mission, even though it was, in reality, about political and economic domination of the world for the betterment of the Europeans. This civilization mission was premised on the belief that Europe and Europeans are the superior race in the world, and therefore has a responsibility to bring the savages of the remaining parts of the world to the light of Western civilization. This belief undermined everything that was non-Western and upheld western culture and belief as the standard of civilization and development. It was this hegemonic belief that informed the nature and philosophy guiding the kind of education the so called savages where exposed to.

In this paper, it is argued that this philosophy of domination, marginalization and exclusion has been of greatest detriment to the development of the nonwestern parts of the world, as a people's unique cultural experiences and identity plays a huge role in the articulation of a philosophy of education that can engineer the development of such society. The paper not only argue that culture and cultural identity plays a crucial role in the development of a person (since the training of the person is the major goal of education), but also that the development of a society depends on such personal development, hence; cultural background and identity should be indispensable and relevant in the formulation of educational philosophy.

PHILOSOPHY OF EDUCATION AND DEVELOPMENT

Education from earliest times has been conceived to be aimed at the development of the society through the development of the individual. It is taken for granted that the aim of any worthwhile education is the development of the person, as the person is seen as the microcosm of the society. Plato, writing in ancient times advocated that children should be made the belongings of the State for the purpose of giving them sound education based on their talents, in order for them to carry on with the vision of enabling a just society. Plato argued for a society divided into three different casts; the guardians, the auxiliaries and the artisans. Each of these casts has an essential and unique role to play towards maintaining justice, stability and progress in the society and each has specific education required to ensure that they play their role well. While the guardian is to be made up of the most talented children who will receive the highest education to serve as the caretakers of the State, the auxiliaries on the other hand, is to be made up of the most physically competent, who will serve as protectors of the realm in other to maintain peace and order. The artisans are to be trained to provide the basic needs of the state. They are to be trained in different crafts and skills as will be needed for the survival of the state.

Aristotle is famous for his statement that all who have meditated on the art of governing mankind have been convinced that the fate of empires depends on the education of youth. In this statement, Aristotle, just like his master Plato, firmly established his view of the major aim of education in development as that of grooming youth who would have the necessary skills to carry on with the activity of transforming and preserving the progress of the state.

More contemporary writers on the subject of philosophy of education and development have also followed this trend of linking education and development. For instance, In *Democracy and Education: An Introduction to the Philosophy of Education*, John Dewey stated that education, is the means of the social continuity of life, education is therefore a necessity, for the life of the group to go on. Continuity here is not just for the sake of passing ideas from one generation to another, as these ideas are constantly reviewed to ensure that it is in line with the development of the society. The growth of civilization and social continuity is dependent on the need for preservation of the knowledge of the elders by the younger ones, and this can only be achieved by a deliberate and careful effort to initiate the younger ones into the profession, skills, habit and customs of the old. In line with this thinking, U. C. Umor (2005) writes that, education worldwide is recognized as the primary instrument for achieving socio-economic, scientific and technological development.

With this recognition of the central aim of education for development, many other philosophers have advanced the view that every education is in need of a sound philosophical backing if it must achieve its development aims, hence; philosophy is not just seen as the backbone of education, but also that of development. Philosophy of education is aimed at articulating and evaluation of the educational aims, aspirations and methodology of a nation. It is through philosophy of education that a nation educational objective is aligned with its developmental aims. As Nwafor (2014, p.92) puts it, “the blue-print encapsulates the guidelines, aims, needs and aspirations of a given society, which contains the philosophy from which the educational guidelines were derived. In other words, the development of any nation, to a large extent is predicated on its philosophy of education”. Corroborating this,

Abiogu (2014), writes that "educational philosophy does not only connect the societal ideology with the goals and objectives adoptable in education, it goes further to intermittently critique ideologies to ensure that such ideologies are worthwhile and fitting for societal development. As an anchor, philosophy of education coordinates the various inputs from other discipline of education (psychology, sociology, history and economics, inter alia) into the policy as a complementary whole." (p.375)

From the above exposition, it can be surmised that the development of the society can only be possible through education of the members of such society, as education gives us the opportunity of passing down ideas, experiences and knowledge from one generation to another for existential sustenance. However, this role cannot be possible without guiding principles and evaluative tools to ensure that the education remain relevant to growth and progress, hence the need for philosophy of education. In line with this thinking, philosophers, educationists and other interested parties have paid close attention to philosophy and education, especially as it has to do with development.

CULTURE, IDENTITY AND PERSONAL DVELOPMENT

Culture is a complex concept that lends itself to numerous interpretations, depending on the discipline one is approaching it from. Cultural philosophy, as developed in particular by Cassirer, conceptualized culture as symbolic activities that include all spheres of life and human action and are based on his typology of symbolic forms. For Cassirer, philosophy is essentially cultural philosophy. In Cultural anthropology it has been suggested that anthropology be redefined as an aspect of cultural studies, since cultural studies is heavily reliant on the conceptual, theoretical and empirical basis that anthropology has been providing over decades. Cultural sociology on the other hand focuses on social structures as important elements of cultural processes, whereas political science focuses on developmental aspects as well as the implications of globalization on cultural diversity. In linguistics, language is treated as the prima facie representation of culture, and also is itself a product of cultural activities and one of their major results and achievements. In the artistic aspect, cultural identity is often studied in its manifestations like the different forms of art, theatre, music, as well as the historical aspect, focusing on cultural heritage and cultural history (Budin, pp. 3-7). Irrespective of what discipline one looks at it from, culture have one object, which is the way a people structure their life. It has to do with the forms, systems, structures, values, ideas and symbols people create in other to make sense of their experiences and realities. It is the totality of the thought, experiences, and patterns of behavior, concepts, values, and assumptions about life that guide behavior of the life of a group. Culture also involves the process of social transmission of these thoughts and behaviors from birth in the family and schools over the course of generations.

Identity on the other hand, is used to refer to self understanding, self conception especially as against the other. It is often used to distance one's self from others, and it is socially constructed over time. That is, identity often takes place within a particular cultural formation. It is through identity that one locates and distinguishes himself within a culture. As Budin conceives it, "identity is tied to a person's identification or senses of and activity around belonging. Identification is therefore the work of belonging that occurs as a person identifies characteristics that help him, her or they determine what constitutes or does not constitute membership in a particular identity, group or collective"(pp. 3-7).

Castells (1997) asserts that identity acts as a source of meaning and experience for people through self-construction and individuation particularly on the basis of cultural attributes in a context marked by power relationships. This means that identity is not merely about identifying with a particular cultural group, but also juxtaposition to another cultural group and the type of relationship that exist between the two. Identities are mostly a product of the play of power, representation, exclusion, subordination and difference, e.g., Gender, race, class and sexual identities.

For Castells, there are three origins of identity each of which determines the nature of social relationship; a) *legitimizing identity;* here, identity is established by a dominant institution to justify and reinforce its influence over social actors. b) *Resistance identity* is a reaction to the legitimizing identity, and is produced by the actors who are in positions of being excluded by the logic of domination. It is usually a response to an oppressive conditioning. c) *Project identity* this form of identity often develops from resistance identity. It is a movement from a mere reaction to legitimizing identity to formation of a new identity from whatever cultural materials are available to them. For example, the feminist movement when it first appeared, was a form of resistance against the patriarchal society, but eventually developed to produce a different life and identity for women.

Collier and Thomas (1988) describe cultural identity as the identification with and perceived acceptance into a group that has a shared system of symbols and meanings as well as norms for conduct. This suggests that there is a corollary between culture and identity. While culture deals with shared experiences, values and behavior in a group, identity deals with the connection of an individual to this shared existential structure. Whether one calls it identity, culture or cultural identity, the discourse revolves around group life and the relationship of an individual to such group. A person's life is given more meaning with his or her identification within a group. The group provides not just the structure within which one defines him/her self, but also the structure through which one interprets and understands the world. It is here that the relationship between culture and personal development is made manifest.

Ones culture greatly influences the development of his/her beliefs and values. For this reason, both cultural psychologists and social anthropologists believe that culture affects one's personality. Funder (1997, pp. 1-2) defined personality as "an individual's characteristic pattern of thought, emotion, and behavior, together with the psychological mechanisms—hidden or not—behind those patterns". Personality may also be seen as the conglomeration of thought patterns, emotions, habits and values that determines a person's reaction to events and life experiences. It determines the individual's unique disposition and reaction to the world around them.

One's personality is determined by both biological and environmental factors. At the biological level, personality is dependent on genetics. That is to say that it can be transferred from the genetic formulation of the parents to their offspring. At the environmental level, the personality is reliant on the particular culture one is born into. While biological factors can determine a person's behavioral traits, his culture plays a huge role in shaping his beliefs and values and the development of such behavioral traits.

Human beings are not born with inherent beliefs and values, hence; logic dictates that their values, at least at the early stages of their development is determined by the society they are born into. The society, through the instrumentality of the culture conditions how one thinks

and behaves. It determines what constitutes right and wrong, and equally imbues one with structures on how to perceive and interpret events. Of course, as one matures, there is always the likelihood that he or she will rebel against some of his formative values. Interactions with people of different cultural systems and the development of the ability for independent thought can kick start a process of revaluation of values, which will further determine the trajectory of one's further development. What this implies is that the history of the development of a person is greatly influenced by his cultural identity. The culture one belongs to shapes the way his personality is formed. This formation definitely begins with that of the embrace of such culture and then likely move to a phase of reinforcing such cultural influences, rehabilitating them or completely denouncing them. In other words, the influence of a particular culture on ones personality may not necessarily be a permanent one. The personal values one build from his or her cultural values may change as ones experiences changes. Also, that one identifies with a particular culture does not suggest that one's whole personality is reducible to such culture or that he is like everyone else in the culture, as this will result in stereotyping. Knowing a person's cultural identity doesn't provide complete or reliable information about that person, it can however, help you understand the opportunities and challenges that each individual in that culture had to deal with.

CULTURAL IDENTITY, PHILOSOPHY OF EDUCATION AND AFRICAN DEVELOPMENT

Philosophy of education as hinted earlier in the paper is aimed at rationally coordinating the individual development aim of education to ensure that it paves way for the greater development of the society. This it does by providing rational and conceptual foundation for understanding and critique of the self, the society and whatever is necessary to make education meaningful and useful. In other words, philosophy of education does not just provide a viable theory of education, self and society, but also provides a framework for a rational unity of the sociological, psychological, methodological requirements for pedagogical practice. It is on this crucial aim of philosophy of education and the fact of the dependence of personal development on culture that the relevance of culture to philosophy of education and African development is argued here.

The relevance of cultural identity to philosophy of education and development is more important to Africa and all colonized and culturally dominated people of the world. What is recognized as formal education in the world today is heavily Western biased. It relies so much on the legitimization cultural identity, by which the Western world legitimizes their cultural heritage and values by portraying it as the paragon of civilization, while relegating others as inferior. This is not surprising as the philosophy behind Western domination of the world is that of cultural exclusion and dehumanization. Adequate care is taken to make the conquered or dominated hate and disregard their cultural values, experiences and heritage. They are made to believe that nothing good can come out of their 'existential place' unless it corresponds or is approved by the Western hegemony.

The philosophy behind most of today's formal education which is transmitted to the remaining part of the world is based on this philosophy of western cultural hegemony. It is even made more explicit by the fact that formal education is mostly recognized as Western education.

Cater Woodson decried the danger of this almost a century ago in his book *The Miseducation of the Negro*. Woodson (2005, pp. 2-5) bemoaned how the educated class of the blacks is so far removed from the realities of the black communities that their education is of no value to the black community. The education they receive tells them that to be good or useful one must look up to the White. Woodson explains that the educational system, through a willful exclusion or misrepresentation of culture, subjects African Americans to despise their identity, turning the educated class against the existential realities of their own people while teaching them to adore that of the White. The belief in the inferiority of the black is drilled into him in almost all the classes he studies and all the books he reads.

Even though Woodson wrote long time ago, and his book was focused on the black Americans, one do not need to think afar to see that this is also applicable to the colonized Africans in African mainland even to this century. African people generally value ideas and inventions if it is from the West. The African educational system has not made serious effort to incorporate its own cultural heritage, values and institutions and experiences into teaching and learning in the continent. The implication of this is the production of graduates who are blinded and alienated from their own realities, Education far removed from the everyday experiences of the people, making it difficult for the graduates of such education to champion the development of Africa. Philosophy of education in Africa, by not recognizing the value of its cultural identity, only helps to reinforce colonization of the mind. This has the devastating implication of keeping Africa at the back stage of world history and development, as the Africans themselves do the dirty job of relegating themselves. Woodson (2005, Backcover) very well captured this in his statement that; “When you control a man's thinking you do not have to worry about his actions. You do not have to tell him not to stand here or go yonder. He will find his 'proper place' and will stay in it. You do not need to send him to the back door. He will go without being told. In fact, if there is no back door, he will cut one for his special benefit. His education makes it necessary”.

There is no doubt that this mentality not only makes education irrelevant, but also refutes the major aim of education which is the development of the person for onward societal development. If education blinds one to the reality of the problems and experiences of his community, despise of his cultural heritage and identity, such education is a waste and can hardly be of service to the development of such society. It takes away the discussion and inquiry about the society from the immediate society to another society, such that the articulation of the problems that cripples such society is determined by outsiders whose knowledge of such society is either insignificant or laced with predatory intentions. Beninese philosopher, Hountondji (2009), stresses this point when he argues that discuss about Africa in almost all fields of inquiry, are not designed for the African audience. It is directed to the Western audience instead of Africans to whom the supposed discourse belongs to. The Westerners use it not for the betterment of the people who they study, nor do they include the people in the study, but rather for their own interest and with their own conceptual scheme. Hountondji advices that Africans has a lot to learn from Germany in terms of its inquiry and development discourse. He believes that the discourse in Germany was firstly “an internal debate within Germany and German-speaking countries, including Austria and part of Switzerland, where scholars question one another, respond to and discuss with one another. The debated issues are significant for, and largely shared by, the German-speaking academic

community – which allows the development of a horizontal and self-sustained debate." (pp. 7-9)

The battle against underdevelopment in Africa must begin with a sustained debate on the inside. "Without winning the intellectual battle, Africa cannot pull itself out of its current morass. Africa's success hinges precisely on its ability to take hold of the field of inquiries by formulating original "problematics," that responds to issues that are first and foremost important to Africans and rooted in their own experience." (Zambakari, 2012) Such process cannot be possible unless African cultural situation takes a center stage in the formulation of its educational philosophy.

This discussion so far shows the primary relevance of cultural identity in the articulation of a philosophy of education in particular and African development in general. A culturally sensitive philosophy of education will go a long way to make teaching and learning align to realities of one's environment and immediate community. This will not only inspire a strong sense of pride in ones identity, but also bridge the gap between learning and living by inspiring critical and problem solving abilities that can lead to autochthonous conceptualization of problems that plagues a people and solutions to them.

A culturally relevant philosophy of education retunes teaching and learning to recognize the 'epistemic situatedness' of a people by treating a people's cultural experience as a valuable epistemic tool full of insights that can engineer a better understanding of a people and the problems in their society. More so, it treats a society an epistemic community, making it possible that knowledge creation, especially as it affects the community, becomes validated and justified by circumstances unique to the community. External validation, except where it coincides with internal one, becomes unnecessary, giving a people a sense of pride and motivation to look inward for the betterment of their life and society.

Of more importance is the fact that a culturally relevant philosophy of education will be a huge step towards the much needed mental and curriculum decolonization in Africa which will give Africans a sense of pride. Such philosophy of education will raise cultural consciousness among Africans and other culturally oppressed people of the world, giving them the needed intellectual framework to critique Western cultural hegemony and subjugation of other cultures. It is only through this that we can actively start cross-cultural communication in other to learn and build together a multidimensional understanding of the world, human society and shared human challenges. This appears to be increasingly urgent in a globalised world where cultural misunderstanding, extremism, fanaticism, isolation and antagonisms of all sorts thrive.

It is however important to note, at this juncture, that the call for making education culturally relevant does not mean that it is every aspect of a peoples culture that can be pedagogically relevant. It is important to infuse elements of self critique in the kind of philosophy of education proposed here as that is the only way we can actually determine its usefulness for the development of a people.

CONCLUTIONS

In this paper, it is argued that there is a relationship between education, self development and the development of the society. The primary importance of education is the development of the self, and the development of the self is generally aimed at the development of the society at large. The paper also argue that, it is the role of philosophy of education to rally and unite the self development objectives of education with its societal development objectives, by articulating the general nature of education, knowledge, the self and societal values and pedagogical methods. However, the development aim of education can hardly be realized if the cultural experiences and 'epistemic situatedness' that is implied by such culture is not given a center stage in such philosophy of education. It is based on this aforementioned discussion that the paper argue for the relevance of culture to philosophy of education and African development. It is argued here that a discussion and articulation of African problems and solutions to them through knowledge production must be engineered by Africans. Such knowledge production must first and foremost begin with a discourse on and inquiry about Africa by Africans. Such discuss must use African experiences as its point of reference. To do this entails providing for a culturally sensitive philosophy of education. Here, the articulation of philosophy of education is expected to use African cultural and existential experiences as a veritable point of reference for articulation of problems and solutions to the development of Africa. African cultural experience is treated as a valid tool of epistemic validation for problems confronting Africa. By making philosophy of education culturally relevant, education of the members of a society becomes attuned to issues and experiences of such people, making it easy to provide conceptual and other tools necessary for development of the society. With this, African educational system will be purged of unnecessary and undue Western domination which makes it useless to the African place.

REFERENCES

1. Abiogu, G. 2014. Philosophy of Education: A Tool for National Development? Open Journal of Philosophy, 4, 372-377. http://dx.doi.org/10.4236/ojpp.2014.43040. retrieved june 20, 2020.
2. Gerhard, B. (2011) "Theory and History of Cutlure" in Culture, Civilization and Human Society – Vol. I. encyclopedia of life support systems.
3. Castells, M. 1997. *The power of identity*. Oxford: Blackwell Publishing.
4. Collier, M.J. and Thomas, M. 1988. "Cultural identity: An interpretive perspective". In Theories in intercultural communication, Edited by: Kim, Y.Y. and Gudykunst, W.B. 99–122. Newbury Park, CA: Sage.

5. Decolonisation in praxis retrieved from. 2018. https://www.soas.ac.uk/doctoralschool/news/07jun2018-decolonisation-in-praxis.html retrieved June 20, 2020.
6. Funder, D. C. 1997. The personality puzzle. New York W. W. Norton & Company.
7. Hountondji, Paulin. 2009. "Knowledge of Africa, Knowledge by Africans: Two Perspectives on African Studies." RCCS Annual Review 1, no. September 2009: African Centre for Advanced Studies, Porto.pp.7-9
8. Nwafor H. A. 2014. Philosophy of Education and National Development: A Philosophical Appraisal. Information and Knowledge Management. Vol.4, No.6. p.92
9. Siegel, Harvey, Phillips, D.C. and Callan, Eamonn. 2018. "Philosophy of Education", The Stanford Encyclopedia of Philosophy. Edward N. Zalta (ed.), URL = <https://plato.stanford.edu/archives/win2018/entries/education-philosophy/>. Retrieved June 20, 2020.
10. Umo, U. C. 2005. Qualitative Primary Education in Nigeria. Journal of Qualitative Education, 1, 35-42.
11. *Woodson, Carter G. (2005). The Miseducation of the Negro. Drewryville, Virginia: The Lumumba Book Printers Unlimited.*
12. Wikipedia. 2020. Philosophy of Education. Retrieved from: https://en.m.wikipedia.org/wiki/philosophyofEducation. (20/07/2020).
13. Zambakari, C. 2012. Africa and the poverty in knowledge production https://blogs.lse.ac.uk/africaatlse/2012/03/01/africa-and-the-poverty-in-knowledge-production/. Retrieved June 20, 2020.

Emergent Nigerian Fiction: Politics of Sexuality and the Recurring Queer Question

Abayomi Awelewa
University of Lagos, Akoka-Lagos, Nigeria

Abstract
The Nigerian fiction has tended more and more emergent and diasporic in the last two decades. Also of note is the emergent fiction's romance with queer content, and a deliberate attempt to address the politics of sexuality and growing homophobia for queer behaviour in Nigerian society. This paper takes into account the fact that discourses on sexuality and queer content in Nigerian literature have occurred at the periphery while government at various levels in the country frowns at homosexuality. However, from Wole Soyinka, in his 1965 novel, *The Interpreters*, to the emergent Nigerian fiction writers of the last two decades: Chris Abani, Nnedi Okorafor, Jude Dibia, Uzodinma Iweala, Chinelo Okparanta, Akwaeke Emezi and a host of others, depicting the politics of sexuality and theorising queerness have become a reality. Applying an eclectic combination of queer theory, psychoanalysis and sociological positivism, this paper speaks to "the sustained outburst of critical silence" (Green-Simms 2016) on the politics of sexuality and recurring queer content in emergent Nigerian fiction with a view to engaging and re-engaging the critical community on the unavoidable creeping queer content on Nigerian literary space. Selected works of these emergent Nigerian writers shall be critically analysed for shared thematics of sexuality, queerness and Nigerianness.

Keywords: Emergent Nigerian fiction, Politics of sexuality, The queer question

‘’ Understanding the Role of Women as Peacebuilders in Divided, Genocide Experinced Societies: The Rwanda Case “

Seda Yazgan Hadzibulic
Northeastern Illinois University

Abstract
In 1994 Rwanda saw one of the tragic, unacceptable, brutal genocide which divided the population and murder 800.000 in 100 days. It was between April and June to destroy the Tutsi minority.
Ethnic tension in Rwanda was always there. The majority Hutus and minority Tutsis have been divided since the colonial period. Even though they speak the same language and follow the same traditional lifestyle in 1916 Belgian colonists produced identity cards classified them according to their ethnicities.
Economic, political and ethnic problems created more division inside of society and built up genocide easily.
During the genocide 250.000-500.000 women being exposed to Gender Based Violence. They were raped, murdered, treated brutally. Women in Rwanda always play a significant role. Women Role in Rwanda even before the genocide has been significant. Women in Rwanda took role in the country’s governance through the institution of a queen mother. After 1994 there was a great need to mobilize and guide the population to bring peace and justice, understand the important role of living together in harmony and finding solutions to the country 's own problems altogether.
In my research, I will look at how they changed the country from dark side to having the strongest female participation in government, and how they contribute to building a peaceful environment even with deep trauma.

KIZILDENİZ'DE BİR OSMANLI ADASI: SEVAKİN

Prof. Dr. Nuran Kara Pilehvarian
https://orcid.org/0000-0002-0021-2076
Ahmet Cemal Dağ
https://orcid.org/0000-0001-8170-0946
Yıldız Teknik Üniversitesi

Özet
Tarih boyunca doğal coğrafi yapısı sayesinde güvenli bir liman kenti olma özelliğini korumuş ve stratejik konumu sebebiyle yoğun bir şekilde yerleşim alanı olarak kullanılmış olan Sevakin Adası Sudan'ın doğusunda, Kızıldeniz'in batı kıyılarında yer almaktadır. Mercan resiflerinden elde edilen mercan kayalarının yapı malzemesi olarak kullanıldığı ada mimarisi, Osmanlı Devleti'nin bölgeye gelişiyle zenginleşmiş ve mercan kayaları özellikle konut mimarisinde yaygın olarak kullanılmıştır. Mahremiyeti ve sıcak iklimde serinliği muhafaza eden ahşap muşarabiyeler de Sevakin mimarisini zenginleştiren unsurlardan biri olmuştur. Sevakin Adası Osmanlı Devleti idaresinde başlangıçta askeri üs vazifesi görmüş, özellikle 16.yy.da Habeş'e yapılan seferlerin ve tesis edildikten sonra Habeş Eyaleti'nin merkezi olmuştur. Afrika'nın batısından gelen kervanların kıta dışına açılan kapısı konumunda olan ada, Akdeniz ve Hint Okyanusu'nu birleştiren ticaret rotalarının önemli duraklarından biridir. Ayrıca Afrika içlerinden gelen hacıların Kızıldeniz'den Cidde'ye geçişi Sevakin Adası üzerinden yapılmıştır. 19.yy.da Kızıldeniz'de buharlı vapur seferlerinin başlaması ve Süveyş Kanalı'nın açılmasıyla adanın mimari dokusu değişmiş, 1-2 katlı ve avlulu konutların yerini 3-4 katlı avlusuz konutlar almıştır. Bu dönemde Osmanlı idaresinde Mısır Hidivliği'ne bağlı adanın, yapılan yatırımlarla gümrük gelirleri artmıştır. İngiltere'nin 1882'de Mısır'ı işgalinden sonra ada, İngilizler tarafından idare edilmeye başlanmış, Sudan'da çıkan Mehdi İsyanı'nda uzun süre isyancılar tarafından abluka altında kalmış ve İngilizlerin isyanı bastırdığı 1898 yılına kadar askeri üs olarak kullanılmıştır. İngilizler Sevakin Adası başlangıç noktası olmak üzere buradan Sudan'ın iç bölgelerine demiryolu tesis etmiş ve adaya birçok askeri ve idari yapı inşa etmiştir. Bu yıllardan sonra kısa bir süre ticaretin canlandığı Sevakin Adası, kuzeyine Port Sudan liman kentinin kurulmasıyla terkedilmiş ve 20.yy.ın ikinci yarısından itibaren harabe haline gelmiştir. Günümüzde yerleşim bulunmayan Sevakin Adası'nın restorasyonu 2011'de TİKA tarafından başlatılmıştır. Adanın tarihini, mercan kayaları ve muşarabiyeler kullanılarak oluşturulmuş özgün mimarisini ele alan bu çalışma, İngiliz işgaliyle beraber adanın geçirdiği dönüşümü, mimari dokusunu ve önemli yapılarını incelemektedir.

Anahtar Kelimeler: Kızıldeniz, Sevakin Adası, ticaret limanı, mercan kayaları, muşarabiye

Amaç

Çalışmada Sudan'daki Sevakin Adası'nın tarihteki yeri ve mimarisi incelenmiştir. Çoğunlukla İngilizler tarafından ele alınan ada tarihinde Sevakin, 19. yy.a kadar kâgir organize edilen evlerin olmadığı bir yer olarak tanıtılmakta ve 17.-18. yy. öncesi mimari doku neredeyse yok sayılmaktadır. İngiliz kaynaklarındaki[1] bilgiler incelendiğinde tarih ve dokunun üst üste oturmadığı gözlenmektedir. Bu çalışma arşiv belgelerini, telgrafları ve 20.yy.ın başlarından itibaren arşivlenen fotoğrafları inceleyerek bu tutarsızlıkları ortaya koymayı ve yeterince kaynağın bulunmadığı ada tarihi ve mimarisi hakkında literatüre katkı sağlamayı amaçlamaktadır.

Şekil 1: Sudan ve Sevakin'in konumu, url[1]

Şekil 2: Sevakin'in uydu görüntüsü, url[2]

Bulgular

Sudan'ın doğusunda yer alan ve Kızıldeniz'den dar bir haliçle ayrılan Sevakin Adası'nın korunaklı yapısı tarih boyunca güvenli bir ticaret limanı olarak kullanılmasına olanak sağlamıştır. M.Ö. 3000'lere uzandığı düşünülen yerleşim tarihinin ilk yazılı kaynaklarına 10.yy.dan itibaren Müslüman seyyahların bölgeye gelişi sonrası ulaşılmakta ve adanın o yıllardan itibaren ticaret limanı olarak kullanıldığı bölgeye giden seyyahların notlarında geçmektedir.

[1] Baker, S. W. (1879). The Albert Niyaza: Great Basin of the Nile. Londra; Bloss, J. (1936). The Story of Suakin. Sudan Notes and Records 19.2 (s. 271-300); Hinkel, F. W. (1992). The archaeological map of the Sudan; Red Sea coast and Northern Ethiopian frontier; Burckhardt, J. L. (1822). Travels in Nubia (2.b.). Londra: John Murrey; Valentia, G. (1994). Voyages and Travels to India, Ceylon, the Red Sea, Abyssinia, and Egypt in the Years 1802-1806. Asian educational services.

Osmanlı Devleti'nin 16.yy.'da Portekiz ile Kızıldeniz'deki mücadelesinde stratejik bir ikmal noktasına dönüşen Sevakin, kurulan Habeş Beylerbeyliği'nin merkezi tayin edilmiştir. Cidde'nin karşısında yer alması sebebiyle hacıların da geçiş noktası haline gelen ada yoğun bir ticaret merkezine dönüşmüştür.

Şekil 3: Sevakin Adası, 20.yy.ın başları (Greenlaw arşivi)

Şekil 4: Sevakin Adası, 1970 (Kate Ashley arşivi)

Adadaki sivil mimari, 16.yy.da Osmanlı'nın adaya gelişiyle beraber mercan kayalarından inşa edilmiş 2 katlı geniş avlulu yapılarla şekillenmiş; 19.yy.ın ikinci yarısından itibaren adanın yoğunlaşan nüfusuyla birlikte çoğunlukla avlusuz ve 3-4 katlı yapılara dönüşmüştür. Sevakin sivil mimarisinin öne çıkan özelliklerinden biri mahremiyetin korunması ve sıcak iklimde serinliğin sağlanması için kullanılmış ahşap cumbalara benzeyen muşarabiyelerdir. Bu muşarabiyeler bezeme özellikleri itibariyle geometrik şekillerle düzenlenmiş ve çeşitli boyutlarda kullanılmıştır.

19. yy.da yoğunlaşan adanın yönetimi için Osmanlı yönetimi altındaki Cidde Valiliği ve Mısır Hidivliği arasında rekabet yaşanmıştır.[2] Buharlı vapurların Kızıldeniz'de seferlere başlaması ve Süveyş Kanalı'nın açılmasıyla artan ticaret ve refahla canlanan adaya bu dönemde birçok yatırım yapılmıştır.

Mehdi İsyanı sırasında uzun süre isyancıların kuşatması altında kalan Sevakin'de bazı yapılar hasar görmüş ve bu yıllarda adanın ticari yoğunluğu sekteye uğramıştır. Mehdi İsyanı bahanesiyle 19. yy.ın sonlarında İngiliz işgaline uğrayan ve askeri karargaha dönüştürülen Sevakin ve çevresine bu yıllarda, ada dokusundan rahatça ayırdedilebilen askeri, idari ve sivil yapılar yanında askerlerin sevkiyatı için demiryolu inşa edilmiştir. İsyanın bastırılması sonrası 20. yy.ın başlarında İngilizler tarafından kurulan liman kenti Port Sudan'a taşınan idari kurumlar ve demiryolu neticesinde Sevakin'deki ticaret azalmış ve zamanla yoğunluğu azalan ada, zorlu iklim koşulları ve bakımsızlık nedeniyle giderek harabe haline gelmiştir.

Sonuç

[2] Sevakin yönetimi 19. yy.da Osmanlı Devleti kontrolündeki Cidde Valiliği ve Mısır Hidivliği arasında sürekli el değiştirmişti; 1846 yılına kadar ada Cidde yönetiminde kalmış, 1846-48 yılları arasında Mısır Hidivliği, 1848-65 yılları arasında Cidde ve 1865'ten sonra tekrar Mısır Hidivliği yönetimi devralmıştı. (Orhonlu, 1974)

Özellikle tarih öncesi dönemde ada tarihi hakkındaki kaynak yetersizliğinden dolayı limanın ne zaman kurulduğuyla ilgili rivayetler ve tahminlerden fazlasına ulaşılamamıştır. İslam'ın bölgeye yayılmasından sonra 10.yy.dan itibaren hakkında yazılı kaynaklara erişilebilen Sevakin'in 16.yy.da Osmanlı Devleti kontrolüne geçmesiyle kısıtlı sayıda arşiv belgesine ve 19.yy.ın ikinci yarısından sonra telgraflar ve arşiv belgelerine ulaşabilmek mümkündür. 19.yy.dan itibaren bölgeye gelen Avrupalı seyyahların ada hakkındaki gözlemlerine ulaşılabilmektedir.

İngiliz kaynaklarında ve çalışmalarında 17. ve 18.yy.larda adanın Osmanlı yönetimi altındayken bakımsızlığa terkedildiği; 19. yüzyılla beraber Mısır dönemi olarak adlandırılan dönemde ve İngiliz-Mısır ortak yönetimi devrinde tekrar refaha kavuştuğu geçmektedir.

Çeşitli çalışmalar, kaynaklar, arşivler ve fotoğraflar taranarak yapılan araştırmalar neticesinde, İngiliz kaynaklarında Osmanlı yönetiminde bakımsız kaldığı ve 18.-19. yy.larda harap olduğundan bahsedilen Sevakin'in aksine bu yüzyıllarda daha da zenginleştiği görülmüştür.

Adanın günümüze moloz yığınları halinde ulaşan konutları ve anıt yapıları önemli bir turizm potansiyeli taşımaktadır. 2011 yılında T.C. TİKA Başkanlığı eliyle adada bir restorasyon çalışması başlatılmıştır. Adanın turizm açısından gezi rotaları üzerinde bir durak noktası olarak değerlendirilmesine yönelik bu projenin tamamlanması Sudan'a önemli bir turizm imkanı saplayacağı gibi mercan resifleriyle oluşturulmuş bölgeye özgü yapı teknolojisinin ve özgün mimarisinin gelecek kuşaklara aktarılması açısından da önemli bir adım olacaktır.

Şekil 5: Şafi ve Hanefi Camiileri ve gümrük binaları (soldan sağa), 2011, url[3]

Şekil 6: Şafi Camii minaresinden Hanefi Camii, gümrük binaları ve TİKA tarafından restorasyonu devam eden Gümrük Muhafaza Konağı, 2018 (Ahmet Cemal Dağ arşivi)

AN OTTOMAN ISLAND in RED SEA: SUAKIN

Abstract
Suakin Island located in East of Sudan on West coast of the Red Sea, is safe harbour city cause of its natural geographical structure and it has been used extensively throughout the history due to its strategic location. The architecture of island, where coral rocks obtained from coral reefs are used as building materials, has been enriched by arrival of the Ottoman State and coral rocks have been used extensively especially in residential architecture. Wooden fretwork called "mashrabiya" maintains privacy and coolness in hot climate. It has also been one of elements that enriched Suakin architecture.
Suakin Island initially served as a military base under administration of Ottomans especially in 16th century. It became center of the Abyssinian province after its establishment in 16th century. The island is gateway which opens out of the continent for caravans coming from West of Africa. Suakin is one of the important stops of trade routes connecting Mediterranean and Indian Ocean. In addition crossing of pilgrims from Africa through Red Sea to Jeddah was made through Suakin Island. In 19th century, steamboat services in Red Sea took off and Suez Canal was opened. Thus the architectural texture of island has changed and residences with 1-2 floors and courtyards have been replaced with 3-4 floors without courtyards. In this period, customs income has increased by investments of Khedivate of Egypt. After the British invasion of Egypt in 1882, island began to rule by British. Suakin was under blockade by rebels during the Mahdi Revolt and used as a military base until the British troops suppressed the revolt at 1898. During this period British administration established a railway to inner parts of Sudan from Suakin and built military structures and small factories on island. The island's trade was revived for a short time after these years however Suakin was abandoned with establishment of new port city (Port Sudan) and became a ruin since second half of the 20th century. Suakin Island has no settlement today and its restoration began at 2011 by TİKA. This study examines history of island, its unique architecture created with coral rocks and mashrabiya. It's also clarifying architectural transformation of island after British occupation.

Keywords: Red Sea, Suakin Island, port, coral rocks, mashrabiya

Introduction

Suakin Island located in East of Sudan on West coast of the Red Sea, is safe harbour city cause of its natural geographical structure and it has been used extensively throughout the history due to its strategic location.
This study examines history and architecture of Suakin. Island's history mostly studied by British which they describe island as a place where there aren't any architectural texture before 18th and 19th century. When these studies compared with Ottoman archive documents, telegrams and photos, taken from beginning of 20th century, inconsistency appeared between architecture and history. This study aims to reveal these inconsistencies and contribute to literature about history and architecture of Suakin.

Results

Suakin's settlement history is thought to date back to 3000 BC, but the first written sources are reached after arrival of Muslim travelers to region from 10th century. It is mentioned that the island was used as a trading port in notes of travelers who went to region.

In 16th century, Suakin turned into a strategic supply point in Red Sea where there was struggle between Ottomans and Portugal. Thus it became center of Abyssinian state after its establishment by Ottomans. Suakin has become a crossing point for pilgrims due to its location opposite to Jeddah and it has turned into a busy commercial center in these years. Domestic architecture on island was shaped by 2-storey structures with large courtyards built from coral rocks after Ottoman arrival in 16th century. One of the prominent feature of this architecture are moucharabieh that look like wooden bay windows used to protect privacy and provide coolness in hot climate. These units are arranged in geometric shapes and used in various sizes. With concentration of island population at the second half of 19th century, civil architecture transformed into a mostly non-courtyard and 3-4 storey buildings.

For governance of island there was competition between the Governorship of Jeddah and Khedivate of Egypt. During this period, many investments were made to the island, which was revitalized with increased trade and prosperity as steamboats started sailing in Red Sea and Suez Canal was opened.

During the Mahdist Revolt in Sudan, Suakin sieged for long time by rebels. Some structures were damaged and commercial density of island was interrupted during these years. Under pretext of Mahdist Revolt, Suakin and its environs occupied by British in late 19th century. During these years military headquarters, which can be easily distinguished from the fabric of island, administrative and civil structures and railway were built under British administration.

After suppression of rebellion, commercial institutions in Suakin decreased as a result of the administrative institutions and railway that moved to new port city "Port Sudan". It established by British at the 1905. Suakin's density has decreased over time and it became ruins due to harsh climatic conditions and neglect.

Conclusion

Due to the lack of resources about island history, more than narrations and predictions about when the port was established could not be reached. Written sources about Suakin can be accessed since 10th century after spread of Islam to region. In 16th century after Ottoman administration it is possible to reach archive documents and telegrams after second half of 19th century. It is also possible to reach observations of European travelers coming to region from 19th century.

In foreign sources and studies, it is said that island was left in neglect during 18th and 19th centuries when it was under Ottoman rule. It is also claimed that it regained prosperity during so-called Egypt period and during the period of Anglo-Egyptian Condominium in 19th-20th century. However Khedivate of Egypt was a region under the Ottoman rule until 1923 and there was no separate administration called Egypt yet. Besides Suakin's administration changed hands between the Governorship of Jeddah and Khedivate of Egypt under control of Ottoman Empire in 19th century: the island remained under rule of Jeddah until 1846, then it passed to Khedivate between 1846-48. After it was handed over to Jeddah between 1848-65 finally after 1865, Khedivate took over the administration of Suakin (Orhonlu, 1974).

Result of researches on various studies, sources, archives and photographs show that Suakin which was mentioned to be devastated in 18th-19th centuries was seen to have been architecturally enriched in these centuries.

Structures of the island that have been ruined today have a great potential for tourism. In 2011

Şekil 7: Coral rocks as building material, 2018

Şekil 8: Khoursid Efendi moucharabieh (Kate Ashley)

restoration projects were started on island by T.C TİKA. This project aims to evaluate the island as a stopping point on touristic routes. It will also provide an tourism opportunity to Sudan and will be an important step in transferring domestic building technology and original architecture created with coral rocks to future generations.

Şekil 8: Khoursid Efendi moucharabieh (Kate Ashley)

References

Greenlaw, J.-P. (1995). **Coral Buildings of Suakin**. Kegan Paul International.

Koçyiğit, Ö. (2014). **From Sufi Movement to Statehood: The Mahdi Uprising in the Ottoman Sudan, 1881-1885.** Yayınlanmamış Yüksek Lisan Tezi, Boğaziçi Üniversitesi.

Mallinson, M. D. (2012). Nominating Suakin as World Heritage Site. K. D. Hans Barnard (Dü.), **The History of the Peoples of the Eastern Desert** (s. 372-379). Los Angeles: Cotsen Institute of Archaeology Press.

Mallinson, M., Smith, L., Breen, C., Forsythe, W. ve Phillips, J. (2009). **Ottoman Suakin 1541–1865 AD–Lost & Found.** In Frontiers of the Ottoman World, s. 469-492.

Nour, T. M. (2006). **Sevakin'de Türk-İngiliz Rekabeti**. Yayınlanmamış Doktora Tezi, İstanbul.

Orhonlu, C. (1974). **Habeş Eyaleti: Osmanlı İmparatorluğu'nun Güney Siyaseti.** İstanbul Üniversitesi Edebiyat Fakültesi.

Rhodes, D. (2011). **The nineteenth-century colonial archaeology of Suakin, Sudan.** International Journal of Historical Archaeology 15, s.162-189.

Roden, D. (1970). **The twentieth century decline of Suakin.** Sudan Notes and Records, 51, s.1-22

Salim, A. R. (1997). **Suakin: on reviving an ancient Red Sea port city**. Traditional Dwellings and Settlements Review, s.63-74.

Utku, N. Ş. (2005). **Kızıldeniz'de denizcilik, ticaret ve yerleşim (VII.-XI. yüzyıllar).** İstanbul: Marmara Üniversitesi Sosyal Bilimler Enstitüsü, Doktora Tezi.

Ahmet Cemal DAĞ arşivi

J.P. Greenlaw arşivi

Kate Ashley arşivi

url[1]: 15.09.2019 tarihinde https://water.fanack.com/sudan/ adresinden alınarak düzenlenmiştir.

url[2]:11.07.2019 tarihinde http://adroub.blogspot.com/2014/05/suakin-port-workers-strike.html adresinden alınarak düzenlenmiştir.

url[3]: 15.09.2019 tarihinde, https://www.google.com/maps/place/Suakin adresinden alınmıştır.

ULUSLARARASI HUKUK İLKELERİ ÇERÇEVESİNDE VERGİLENDİRME YETKİSİ

TAXATION AUTHORITY IN THE FRAMEWORK OF INTERNATIONAL LAW PRINCIPLES

Arş. Gör. Osman Kağan ERGÜR
ORCID ID: 0000-0002-4103-1706
Fırat Üniversitesi

Özet
Vergilendirme yetkisi, devletin elinde bulundurduğu önemli egemenlik alanlarından birisini oluşturmaktadır. Tüm devletler, anayasal sınırlar içinde egemenliklerinden kaynaklanan vergilendirme yetkisini ülkeleri kapsamında kullanmaktadır. Devletlerin çıkarmış olduğu vergiye dair hukuk kuralların ülke içinde uygulanması, uluslararası hukukta yer alan mülkilik ilkesi ile mümkün olmaktadır. Diğer yandan bazı durumlarda devletlerin ülke sınırları dışında meydana gelen vergisel olaylar karşısında da belli başlı yetkileri bulunmaktadır. Bu yetkiler doğrultusunda var olan ilke ise şahsilik ilkesi olarak isimlendirilmiştir. Şahsilik ilkesi ile vergiyi doğuran olayın meydana geldiği yer dikkate alınmaksızın vergilendirme yetkisinin şahısların durumuna göre belirlenmesi amaçlanmaktadır.
Vergilendirme yetkisinin şahsilik ve mülkilik ilkeleri çerçevesinde değerlendirilmesinde kavramlara dair alt başlıkların değerlendirilmesi önem arz etmektedir. Nitekim şahsilik ilkesi temelinde vatandaşlık ilkesi ve yerleşim yeri ilkesi bulunmakta iken, mülkilik ilkesinin temelinde kaynak ilkesi, varış ülkesi ilkesi ve çıkış ülkesi ilkesi yer almaktadır. Şahsilik ilkesinin bir alt başlığı olan yerleşim yeri ilkesi ile vergi mükellefinin yerleştiği yer dikkate alınmakta, vatandaşlığı veya verginin meydana geldiği yer değerlendirme dışı tutulmaktadır. Vatandaşlık ilkesi ise devletin kendisine vatandaşlık bağı ile bağlı bulunan kişiler üzerinde yer fark etmeksizin vergilendirme yetkisine sahip olmasını ifade etmektedir. Mülkilik ilkesi çerçevesinde ise kaynak ilkesi, vergiyi doğuran olay hangi ülkede oluşmuşsa vergilendirme yetkisinin o ülkeye ait olduğunu belirten bir ilkedir. Mülkilik ilkesine ilişkin bir diğer ilke olan varış ülkesi ilkesi ile vergilendirmeye tabi bir malın tüketilmeye sunulduğu ülke tarafından vergilendirilmesi söz konusu iken, çıkış ülkesi ilkesi ise sınır ötesine geçen malın üretildiği ülke tarafından vergilendirilmesi olarak değerlendirilmektedir. Bu ilkeler ile vergilendirmeye ilişkin ilkeler tespit edilmekte ve uluslararası vergilendirmeye ilişkin sınırlar ortaya koyulmuş olmaktadır.

Anahtar Kelimeler: Uluslararası hukuk, vergilendirme, şahsilik ilkesi, mülkilik ilkesi

Abstract

Taxation authority is one of the important areas of sovereignty that the state holds. All states use their taxation powers in their countries within their constitutional borders. The application of the legal rules regarding the tax imposed by the states within the country is possible with the principle of property in international law. On the other hand, in some cases, states also have certain powers in the face of tax events that occur outside the borders of the country. The principle that exists in line with these powers is named as the principle of personality. With the principle of personality, it is aimed to determine the taxation authority according to the situation of the individuals regardless of the place where the tax-causing event occurred.

In the evaluation of taxation authority within the framework of the principles of personality and ownership, it is important to evaluate the subtitles regarding the concepts. As a matter of fact, while the principle of citizenship and place of residence are on the basis of the principle of personality, the principle of resource, the country of origin, and the country of origin are the basis of the principle of ownership. The principle of settlement, which is a subtitle of the personality principle, and the place where the taxpayer resides, is taken into consideration, and the place where the tax or tax occurred is excluded. Citizenship principle, on the other hand, states that the state has the power of taxation, regardless of place, on those who are connected to it through a citizenship bond. In the framework of the principle of property, the resource principle is a principle that states in which country the tax-generating event occurred, the taxation authority belongs to that country. The principle of country of destination, which is another principle regarding the property principle, is taxed by the country where the goods subject to taxation are offered for consumption, whereas the country of origin is taxed by the country where the goods are transported across the border. These principles and the principles related to taxation are determined and the limits regarding international taxation are introduced.

Keywords: International law, taxation, the principle of personality, the principle of property

İŞE TUTKUNLUK VE ÖRGÜTSEL VATANDAŞLIK DAVRANIŞI İLİŞKİSİ: BANDIRMA İLÇESİ'NDE BULUNAN BANKALAR ARASINDA BİR ALAN ARAŞTIRMASI

Edip Örücü
Itır Hasırcı
Bandırma OnYedi Eylül Üniversitesi

Özet
Örgütsel vatandaşlık davranışı işgörenlerin kalıplaşmış iş tanımlarından farklı olarak çalıştıkları örgüte katkıda bulunma istekleri ve rol fazlası davranışlarını kapsayan bir tanımdır. İşe tutkunluk ise işgörenin bireysel kaynaklarını kullanarak, kişisel ihtiyaçları doğrultusunda kendini işine tamamen adaması şeklinde oluşan bir kavramdır. Bu çalışmanın amacı işe tutkunluğun örgütsel vatandaşlık davranışı üzerindeki etkisini ortaya koymaktır. Bu sebeple Balıkesir'in Bandırma ilçesinde bulunan 11 bankanın 110 çalışanı arasında anket tekniği kullanılarak birebir uygulamalı bir çalışma gerçekleştirilmiştir. Çalışmaya katılanların %61,8'inin kadın, %38,2'sinin erkek olduğu tespit edilmiştir. Ayrıca katılımcıların yaşları incelendiğinde çoğunluğunun %44,5 yüzde ile 32-38 yaş arası olduğu saptanmıştır. Eğitim düzeylerinin çoğu lisans olmakla beraber kurumda çalışma süresi 6-10 yıl arasında seyretmektedir. Örgütsel vatandaşlık davranışı ve işe tutkunluk (alt boyutları dahil olmak üzere) için güvenilirlik analizleri, korelasyon ve çoklu regresyon analizleri yapılmıştır. Araştırmanın sonucunda işe tutkunluğun örgütsel vatandaşlık davranışı üzerinde kısmen anlamlı bir etkisi olduğu tespit edilmiştir. Ayrıca örgütsel vatandaşlık davranışı ile işe tutkunluğun alt boyutlarından sadece dinçlik arasında pozitif yönlü ve anlamlı ilişki bulunmuştur. İşe tutkunluğun alt boyutlarıyla örgütsel vatandaşlığa ilişkin korelasyon analizi neticesine göre işe tutkunluğun alt boyutlarının tümünde pozitif yönlü ve anlamlı bir ilişki bulunmuştur. Böylece işgörenlerin çalışma hayatında olumlu izler bırakan işe tutkunluk davranışının örgütsel vatandaşlık davranışını da arttırdığı tespit edilmiştir. İşe tutkunluk ve alt boyutlarıyla örgütsel vatandaşlık davranışı arasındaki regresyon analizi sonucuna göre işe tutkunluk ile örgütsel vatandaşlık davranışı arasında anlamlı bir ilişki bulunamamıştır. Dinçlik arttığı zaman örgütsel vatandaşlık davranışının da arttığı tam tersi dinçlik kavramı azaldığında örgütsel vatandaşlık davranışının da azaldığı belirlenmiştir. Örgütsel vatandaşlık davranışı ve işe tutkunluk kavramlarının bir örgütte arttırılması için çalışanlara kendilerini güvende hissedebilecekleri çalışma ortamı, destekleyici eğitim fırsatları, kendilerini geliştirme olanakları sunulmalıdır. Dinçlik duygusuna sahip banka çalışanlarının daha çok örgütsel vatandaşlık davranışı gerçekleştirdikleri görülmüştür. Yani kendilerinden talep edilen çalışma performansının üstüne çıkabilmişlerdir.

Anahtar Kelimeler: Örgütsel Vatandaşlık Davranışı, İşe Tutkunluk, Banka, Bankacılık, Örgütsel Destek

RELATIONSHIP BETWEEN JOB ENGAGEMENT AND PERCEIVED ORGANIZATIONAL SUPPORT: A RESEARCH ON THE BANKING SECTOR IN BANDIRMA DISTRICT

Abstract

Organizational citizenship behavior is defined as the desire of workers to contribute to the organization in which they work, as opposed to the stereotyped job descriptions, and the over-role behaviors. Passion for work is the concept of the employee using his / her personal resources to fully devote himself / herself to his / her work in line with his / her personal needs. The aim of this study is to demonstrate the effect of passion for work on organizational citizenship behavior. Our study was conducted using survey technique among 110 employees of 11 existing banks in Bandırma District.

It was determined that 61.8% of the participants in the study were women and 38.2% were men. In addition, when the ages of the participants were examined, it was determined that the majority of them were between 32-38 years old with 44.5%. Although most of the education levels are undergraduate, the working period in the institution is between 6-10 years. Reliability analyzes, correlation and multiple regression analyzes were carried out for organizational citizenship behavior and enthusiasm As a result of the research, it has been determined that job loyalty has a partial meaningful effect on organizational citizenship behavior. In addition, a positive relationship was found between organizational citizenship behavior and job engagement. According to the correlation analysis of the sub-dimensions of work-related and organizational citizenship, a positive and significant relationship was found in all of the sub-dimensions of work-related. Thus, it has been determined that employees' job-loving behavior, which leaves positive traces in the working life, also increases the organizational citizenship behavior. According to the result of the regression analysis between the passion for work and its sub-dimensions and organizational citizenship behavior, no significant relationship was found between job passion and organizational citizenship behavior. It is determined that when vigor increases, organizational citizenship behavior increases, and vice versa, when the concept of vigor decreases, organizational citizenship behavior decreases. In order to increase organizational citizenship behavior and concepts in an organization, employees should be provided with a working environment where they can feel safe, supportive training opportunities and opportunities to improve themselves.

Key Words: Organizational Citizenship Behavior, Job Engagement, Bank, Banker, Organizational Support

GİRİŞ

Günümüze kadar yapılan çalışmalarda örgütlerin iş performanslarının nasıl üst düzeylere çıkarılabileceği ile ilgili durumlara odaklanılmaktadır. Örgütlerin yüksek performansla çalışabilmesi ve örgütün amaçlarına tutkuyla bağlanmış bir örgütsel davranışın oluşturulabilmesi için tartışılan konuların başında örgütsel vatandaşlık davranışı gelmektedir (Avcı, 2015: 2-12). Örgütsel vatandaşlık davranışı gösteren bireylerin örgüt içerisindeki iş performanslarının diğer çalışma arkadaşlarına nazaran daha yüksek seviyede olduğu saptanmıştır. İşe tutkunluk ise bu tanımdan yola çıkarak belirtilebilecek bir olgu olmakla beraber örgütlerde işgörenlerin performanslarının arttırılmasında önemli bir rol oynamaktadır. Genel anlamda bakıldığında örgütsel vatandaşlık davranışının nasıl geliştirilebileceği, hangi kavramlar tarafından tam olarak desteklendiği saptanamamıştır. Çalışmanın hedefi işe tutkunluk ile örgütsel vatandaşlık davranışı arasındaki ilişkiyi işe tutkunluğun alt boyutları olan dinçlik, adanmışlık ve yoğunlaşmayı da dâhil ederek ölçmektir. Çalışmanın amacı işe tutkunluk ile örgütsel vatandaşlık davranışı arasındaki ilişkiyi belirlemektir. Elde edilen ilişkilere dayanarak çeşitli öneriler geliştirilmeye çalışılmıştır.

İŞE TUTKUNLUK

İşe tutkunluk kişinin, bir işin veya işletmenin özelliklerine dair bir tutumundan ziyade, belli psikolojik ihtiyaçlarının karşılanması ile kendisi ve işyerindeki rolü arasında kurduğu kuvvetli duygusal bağ ve işe adanmışlık sonucu gelişen güdüleyici bir durumdur (Christian vd., 2011; Truss vd., 2013: 77). İş görenlerin kişisel ihtiyaçlarını sağlamaları açısından mühim bir kavramdır (May vd, 2004: 24-38). Stresi düşürüp, motivasyonu yükseltir. Belirtilen tanımlar karlılık, kurumun büyüyüp gelişmesi hız kazanır (Turgut, 2010: 12-20).

İşe tutkunluğu üç tane alt boyutu mevcuttur. Bunlar: dinçlik, yoğunlaşma ve adanmışlıktır.

Dinçlik, iş görenin çalışırken yorulmadan işine devam etmesidir (Bakker, Demerouti, Lieke, 2012: 32-40). İşgören zor durumda kalsa dahi işini yapmaya devam eder. Böylece yaratıcılık hissi artar ve başarı yükselir (Salanova ve ark., 2005: 2-13).

Yoğunlaşma, işgörenlerin işini yaparken tüm yeteneklerini ve dikkatlerini yaptıkları işe vermesi ve konsantre olması, bu durumdan da mutluluk duyması durumudur (Kaplanseren, Örücü, 2018).

Adanmışlık, bireyin yaptığı işe olan bağlılığı ile ilişkilidir (Wilmar ve ark., 2004: 17-25).

ÖRGÜTSEL VATANDAŞLIK DAVRANIŞI

Örgütsel vatandaşlık davranışında çalışanlar olumsuz koşullara rağmen çalıştıkları kurumun yararına olacak davranışları gerçekleştirmelerini sağlar. Organ örgütsel vatandaşlık davranışını alt boyutları ile şöyle ifade etmiştir:

Özgecilik/Yardımseverlik: Bireyin kendi işi olmamasına rağmen diğer takım arkadaşlarına yardım etmesidir. Yeni işe başlayan iş görene üst yöneticisinin yardım etmesi hali buna örnek gösterilebilir.

Vicdanlılık/ Görev bilinci: Kişinin asıl işinin dışında da çalıştığı kurumda başka işlere yardımcı olması halidir.

Sportmenlik/Centilmenlik: Bireyin işyerinde olabilecek olumsuz halleri şikâyet etmeden çalışmalarına devam etmesidir.
Nezaket: Bireylerin çalıştıkları örgütü ilgilendirecek kararlar almadan önce takım arkadaşlarını, üstlerini ve astlarını bilgilendirmesi durumudur.
Sivil Erdem: Bireyin örgütsel faaliyetlere gönüllü olarak katılması durumudur (Kaplanseren, Örücü, 2018).
Bu olgu kurumdaki çalışanların her işe gönüllü olarak katılmalarını açıklar (Özdevecioğlu, 2003: 10-22). Pozitif ruhsal yapıya sahip olan çalışanların daha çok örgütsel vatandaşlık davranışı sergiledikleri görülmüştür. Dışa dönük çalışanlar her şartta uyumlu olurken içe dönük olanlar böyle tavırlar sergileyememektedir. Örgütsel vatandaşlık davranışı bir örgütte artmaya başladıkça o örgütte işgören bağlılığı oluşacaktır ve daha çalışılabilir bir ortam haline dönüşecektir (Çimen, 2016: 16-26). Tabi ki yöneticinin de özellikleri örgütsel vatandaşlık davranışını etkileyici bir faktör olarak belirtilmektedir. Yönetici çalışanını destekleyici tavır sergileyerek, gerektiği durumlarda kendisi de sorumluluk almaktan kaçınmamalıdır (Muçaoğlu, 2006: 22-32).

İŞE TUTKUNLUK VE ÖRGÜTSEL VATANDAŞLIK DAVRANIŞI İLİŞKİSİ

İlgili literatürü incelersek iki değişkenin arasında sınırlı sayıda çalışma yapıldığını göreceğiz. Bu sebeple yapılacak bu çalışma ve diğer çalışmalar literatüre katkı sağlayacaktır. Bu iki kavram arası ilişkiyi incelemeye yönelik literatür analizini incelediğimizde şu sonuçlara ulaşıyoruz;
Kaplanseren ve Örücü 2018 yılında Balıkesir'deki üç yıldızlı otellere yaptıkları anket çalışmasını 134 çalışana ulaştırmış ve 127 kişiden geri dönüş almışlardır. Elde edilen veriler SPSS paket program ile değerlendirilmiştir. İşe yoğunlaşma ve adanmışlık arasında bulunan anlamlı farklılık ile cinsiyetler ve nezaket arası ilişki sonucunda kadınların erkek iş görenlere göre işlerine daha fazla katıldıkları görülmüştür. Bunların nedenleri arasında çalışılan örgütte rekabet, güç elde etme isteği gibi hususlar bulunmaktadır. Kadınların çalıştıkları örgütte işte kalıcı olabilmek adına işlerine dört elle sarıldıkları görülmüştür (Kaplanseren ve Örücü, 2018: 12-23).
Çankır 2016 yılındaki çalışmasında Kırklareli Üniversitesinde çalışan 303 akademisyen arasında anket tekniğini kullanmak suretiyle çalışmasını gerçekleştirmiştir. Çalışmanın temel amacı işe tutkunluğun örgütsel vatandaşlık davranışı üzerindeki etkisini ölçmektir. Korelasyon analizi sonucuna göre belirttiğimiz iki değişken arasında olumlu bir ilişki olduğu belirlenmiştir. Regresyon analizi sonucunda işe tutkunluğun örgütsel vatandaşlık davranışının önemli bir bölümünü açıkladığı, alt boyutlar olarak incelendiğinde dinçlik boyutunun diğer boyutlara göre daha çok etkilendiğini saptamıştır. Sonuçta dinçlik duygusuna sahip akademisyenlerin daha çok örgütsel vatandaşlık davranışı sergiledikleri belirlenmiştir (Çankır, 2016: 11-22).
2016 yılında Çin'de 12 otel kapsamında 303 işgören ile yapılan bir diğer çalışmada belirtilen iki değişken arasında olumlu bir ilişkiye ulaşılmıştır (Lyu, 2016: 1-11).

ARAŞTIRMANIN YÖNTEMİ VE HİPOTEZLERİ

Araştırmanın evrenini Bandırma İlçesindeki mevcut 11 bankanın 110 çalışanı oluşturmaktadır. Çalışanların 68'i kadın ve 42'si erkektir. Çalışmada anket tekniği

kullanılmıştır. Elde edilen veriler bir paket program yardımıyla değerlendirilerek analiz edilmiştir.

Araştırmada işe tutkunluğu ölçmek için Utrecht Work Engagement Scale ölçeği kullanılmakla beraber Türkçe'ye Harun Şeşen ve Nejat Basım ile uyarlanmıştır. Ölçek Türkçe'ye Podsakoff ve Mackenzie tarafından (2000) senesinde yapılan çalışmadan uyarlanmıştır. Örneklem sayısı 200'ün altında olduğu için faktör analizi uygulanamamıştır (Gürbüz ve Şahin, 2017).

Araştırmanın hipotezleri şu şekildedir:

H1: İşe tutkunluk ve onun alt boyutları olan yoğunlaşma, dinçlik, adanmışlık ile örgütsel vatandaşlık davranışı arasında anlamlı bir ilişki vardır.

H2: İşe tutkunluğun örgütsel vatandaşlık üzerinde anlamlı bir etkisi vardır.

H2a: İşe tutkunluğun bir alt boyutu olan dinçliğin örgütsel vatandaşlık davranışı üzerinde anlamlı bir etkisi vardır.

H2b: İşe tutkunluğun bir alt boyutu olan yoğunlaşmanın örgütsel vatandaşlık davranışı üzerinde anlamlı bir etkisi vardır.

H2c: İşe tutkunluğun bir alt boyutu olan adanmışlığın örgütsel vatandaşlık davranışı üzerinde anlamlı bir etkisi vardır.

ARAŞTIRMANIN BULGULARI

Aşağıdaki tabloda işe tutkunluk ve alt boyutları için, örgütsel vatandaşlık davranışı için Cronbach's Alpha değerleri verilmiştir.

Tablo 1: Güvenilirlik Analizleri

	Cronbach's Alfa	Örneklem Sayısı
Dinçlik	,745	110
Adanmışlık	,722	110
Yoğunlaşma	,826	110
İşe Tutkunluk	,848	110
Örgütsel Vatandaşlık	,755	110

Güvenilirliklerini incelediğimizde işe tutkunluk için 0,848 bulunan değer neticesinde ölçeğin güvenilir olduğu sonucuna ulaşılabilir. Örgütsel vatandaşlık ölçeğinin Cronbach's Alpha değeri ise 0,755 bulunmuştur ve bulunan tüm değerler gibi bu değerde güvenilir kabul edilmiştir. İşe tutkunluk ölçeğinin her bir alt boyutu için Cronbach's Alpha değerleri belirtilmiştir.

Tablo 2: Katılımcılara Ait Demografik Bilgiler

Değişken		Frekans	Yüzde
Cinsiyet	Kadın	68	61,8
	Erkek	42	38,2
Yaş	18-24	1	2,7
	25-31	41	28,2
	32-38	41	44,5
	39-45	15	17,3
	46 ve üstü	13	7,3
Eğitim Durumu	Lise	10	9,1
	Önlisans	8	7,3
	Lisans	88	80,0
	Yükseklisans/Doktora	4	3,6
Kurumda Çalışma Süresi	1 Yıldan az	8	7,3
	6-10	64	58,2
	11-15	22	20,0
	16-20	6	5,5
	21 ve üstü	10	9,1

Tablo2'deki sonuçlara bakıldığında katılımcıların %61,8'inin kadın, %38,2'sinin erkek olduğu belirlenmiştir. Ayrıca katılımcıların yaşları incelendiğinde çoğunluğunun %44,5 yüzde ile 32-38 yaş arası olduğu saptanmıştır. Eğitim düzeylerinin çoğu lisans olmakla beraber kurumda çalışma süresi 6-10 yıl arası çoğunluktadır. Elde edilmiş sonuca göre H1 hipotezi kabul edilmiştir.

Tablo 3: Basıklık-Çarpıklık Değerleri

	Basıklık	Çarpıklık
İşe Tutkunluk	-,396	,298
Örgütsel Davranış	-,091	,686

Tablo 4: İşe Tutkunluk ve Alt Boyutları İle Örgütsel Vatandaşlık Davranışı Arasındaki Çoklu Regresyon Analizi

Model	B	Std. Hata	β	T	Sig.		
						Tolerance	VIF
Sabit	3,112	0,242		12,863	0,000		
Yoğunlaşma	0,009	0,073	0,018	0,121	0,904	0,329	3,039
Dinçlik	0,378	0,108	0,560	3,503	0,001	0,300	3,338
Adanmışlık	-0,156	0,151	-0,217	-1,031	0,305	0,173	5,774

Bağımsız Değişkenler: Dinçlik, Adanmışlık, Yoğunlaşma.
Bağımlı Değişken: Örgütsel Vatandaşlık

Tablo 4 örgütsel vatandaşlık davranışının ne kadarının işe tutkunluğun alt boyutları olan adanmışlık, yoğunlaşma, dinçlik tarafından belirlendiğini tanımlayabilmek amacıyla çoklu regresyon analizi yapılmıştır. Bağımlı değişken örgütsel vatandaşlık davranışı ile bağımsız değişkenlerden sadece dinçlik arasında pozitif yönlü anlamlı ilişki bulunmuştur. Modele göre dinçlik boyutunda gerçekleşen bir birimlik artık diğer değişkenler sabitken örgütsel vatandaşlık davranışında 0,560 birimlik artışa neden olmaktadır. Elde edilen sonuçlar çerçevesinde işe tutkunluğun bir alt boyutu olarak kabul edilen dinçliğin örgütsel vatandaşlığa etkisi olduğu saptanmıştır. İşgörenin çalışma ortamında kendini enerjik hissetmesi iş performansı ve örgütsel vatandaşlık davranışını artıracaktır. H_{2a} hipotezi kabul edilmiştir. H_{2b} ve H_{2c} hipotezleri reddedilmiştir.

Tablo 5: İşe Tutkunluk ve Örgütsel Vatandaşlık Davranışı Arasındaki Regresyon Analizi

Model	B	Std. Hata	β	T	Sig.
Sabit	3,633	0,223		16,313	0,000
İşe Tutkunluk	0,132	0,068	0,183	1,929	0,056

Bağımlı Değişken: Örgütsel Vatandaşlık

Tablo 5 belirtilen Sig. Değeri 0,005 değerinden büyük olduğu için (0,056) işe tutkunluğun örgütsel vatandaşlık davranışı üzerinde anlamlı bir etkisi olduğu tespit edilmiş olup, H_2 hipotezi kabul edilmiştir.

Tablo 6: İşe Tutkunluğun Alt Boyutlarıyla Örgütsel Vatandaşlığa İlişkin Korelasyon Analizi

		Dinçlik	Adanmışlık	Yoğunlaşma	Örgütsel Vatandaşlık	İşe Tutkunluk
Dinçlik	Pearson Correlation	1				
	Sig.	-				
	N	110				
Adanmışlık	Pearson Correlation	,381**	1			
	Sig.	,000	-			
	N	110	110			
Yoğunlaşma	Pearson Correlation	,095**	,535**	1		
	Sig.	,322	,000	-		
	N	110	110	110		
Örgütsel Vatandaşlık	Pearson Correlation	,412**	,032	-,070	1	
	Sig.	,000	,741	,469	-	
	N	110	110	110	110	
İşe Tutkunluk	Pearson Correlation	,692**	,883**	,654**	,183	1
	Sig.	,000	,000	,000	,056	-
	N	110	110	110	110	110

** $p<0.01$, *$p<0.05$

Tablo 6 işe tutkunluğun alt boyutları ile (adanmışlık, dinçlik, yoğunlaşma) örgütsel vatandaşlık davranışı arasındaki ilişkileri içeren korelasyon analizlerini göstermektedir. Sonuçlar incelendiğinde işe tutkunluğun alt boyutlarından sadece dinçliğin örgütsel vatandaşlık ile pozitif yönlü ve anlamlı bir ilişkisi bulunmuştur. H_1 hipotezi kabul edilmiştir.

SONUÇ

Yapılan çalışmada örgütsel vatandaşlık davranışı ile işe tutkunluk ve alt boyutları olan adanmışlık, yoğunlaşma ve dinçlik arasından yalnızca dinçlik alt boyutu ile örgütsel vatandaşlık davranışı arasında pozitif ve anlamlı bir ilişki bulunmuştur. Dinçlik arttığı zaman örgütsel vatandaşlık davranışının da arttığı tam tersi dinçlik kavramı azaldığında örgütsel vatandaşlık davranışının da azaldığı belirlenmiştir.

Çalışanların başarılı olabilmeleri için belirli eğitimlerden geçmesi ve kendi çabalarını da dâhil ederek bu iki kavramın artması için gayret göstermeleri gereklidir (Kaplanseren, Örücü, 2018).

Örgütsel vatandaşlık davranışı ve işe tutkunluk kavramlarının bir örgütte arttırılması için çalışanlara kendilerini güvende hissedebilecekleri çalışma ortamı, destekleyici eğitim fırsatları, kendilerini geliştirme olanakları sunulmalıdır. Dinçlik duygusuna sahip banka çalışanlarının daha çok örgütsel vatandaşlık davranışı gerçekleştirdikleri görülmüştür. Yani

kendilerinden talep edilen çalışma performansının üstüne çıkabilmişlerdir. Dinçlik, işgörenin yorulmadan enerjik halde hem fiziki hem de zihnen çalıştığı örgütte koşullara uyum sağlamasıdır. Çalışan zor durumda kalsa dahi işini yapmaya devam eder. Böylece yaratıcılık hissi artar ve başarı yükselir. Yöneticilerin çalışanlarının dinçlik boyutunu geliştirmeleri sadece psikolojik yönüyle değil fiziksel yönüyle de ilgilenmelerini gerektirir. Geçmiş çalışmalarla uyuşmayan buluğumuzun örneklemden kaynaklandığı düşünülebilir. Banka çalışanları haricinde imalat sektörü çalışanlarında da araştırmanın yinelenmesinde yarar vardır.

Araştırma Bandırma ilçesinde bulunan 11 bankanın 110 çalışanı arasında yapıldığı için hem örneklem sayısının kısıtlı olması hem de belli sınırlar içerisinde yapılması bakımında belirli kısıtlara sahiptir. Örneklem sayısı arttırılarak daha faydalı sonuçlar elde edilebilir.

KAYNAKÇA

Avcı, A. (2015). Örgütsel Vatandaşlık Davranışları: Kavramsal Gelişimi ve Eğitim Örgütleri Açısından Etkileri. *Hasan Ali Yücel Eğitim Fakültesi Dergisi*, 12(2), 11-26.

Christian,M.,&Truss.(2011).Work engagement: A quantitative review and test of its relations with task and contextual performance. *Personnel Psychology*, 10(1), 89-136.

Çankır, B. (2016). Çalışmaya Tutkunluğun Örgütsel Vatandaşlık Davranışı Üzerine Etkisi ve Bir Araştırma. *Uluslararası Sosyal Araştırmalar Dergisi* , 61(4), 766-773.

Çimen, M. (2016). Yönetimde Yeni Yaklaşımlar: Örgütsel Vatandaşlık Davranışı . *Acıbadem Üniversitesi, Sağlık Bilimleri Fakültesi Dergisi*, 1, 1-5.

Gürbüz, S., ve Şahin, F. (2017). Sosyal Bilimlerde Araştırma Yöntemleri, Ankara: Seçkin Yayıncılık.

Kaplanseren, S., ve Örücü, E. (2018). İşe Tutkunluğun Örgütsel Vatandaşlığa Etkisi: Otel Çalışanları Üzerine Bir Araştırma. *Trakya Üniversitesi İktisadi ve İdari Bilimler Fakültesi Dergisi*, 7(1), 1-21.

Lyu, Y., Zhu, H., Zhong, H., ve Hu, L. (2016). Abusive supervision and customer-oriented organizational citizenship behavior: The roles of hostile attribution bias and work engagement. *International Journal of Hospitality Management*, 53, 69-80.

May,D.(2004).The psychological conditions of meaningfulness, safety and availability and th e engagement of the human spirit at work,*Journal of Occupational and Organizational Psy chology*, 11(3), 11-37.

Muçaoğlu, D. (2006). Çalışanların Arkadaşlık, Başarı ve Statü Çabaları ve Bu Çabaların Örgütsel Vatandaşlık Davranışlarıyla İlişkisinin İncelenmesi. Ankara: Yayımlanmamış Yüksek Lisans Tezi. Hacettepe Üniversitesi, Sosyal Bilimler Enstitüsü.

Özdevecioğlu, M. (2003). Örgütsel Vatandaşlık Davranışı ile Üniversite Öğrencilerinin Bazı Demografik Özellikleri ve Akademik Başarıları Arasındaki İlişkilerin Belirlenmesine Yönelik Bir Araştırma. *Erciyes Üniversitesi İİBF Dergisi,* 20, 117-135.

Salanova, M., Agut, S., ve Peiro, J. (2005). Linking organizational resources and work engagement to employee performance and customer loyalty: the mediation of service climate. *Journal of Applied Psychology,* 90(6), 1218.

Turgut, T. (2010). Çalışmaya Tutkunluk. Nobel, 57-89.

Wilmar, B., ve Arnold, B. (2004). Job Demands, Job Resources and Their Relationship with Burnout and Engagement: A Multisample Study. *Journal of Organizational Behavior,* 25, 294.

NİKOTİN BAĞIMLILIK DÜZEYLERİ İLE SOSYO-DEMOGRAFİK ÖZELLİKLER ARASINDAKİ İLİŞKİ

Dr. Öğr. Üyesi Nergiz Sevinç
ORCİD NO:0000-0002-0257-4900
Uzm. Dr. Burcu Korkut
ORCİD NO: 0000-0002-0296-9144
Karabük Üniversitesi

Özet

Sigara içmek, erken ölümlerin ve önlenebilir hastalıkların önemli bir sebebidir. Her yıl 8 milyondan fazla insanın, sigara ve tütün kullanımına bağlı hastalıklar sebebiyle hayatını kaybettiği bilinmektedir. Tütünün temel bileşeni olan nikotinin merkezi sinir sistemi üzerindeki etkileri sigara bağımlılığın temel sebebidir. Bu çalışmada nikotin bağımlılık düzeylerinin farmakolojik etkiler dışında bireylerin yaşı, cinsiyeti, medeni durumu, eğitim durumu, yaşadığı yer, çalışma durumu, fazla mesai yapma durumu, mesleği, gelir durumu gibi sosyodemografik özellikler ile olan ilişkisi araştırılmıştır.

Çalışmamızda, sigara bırakma polikliniğine başvuran 18 yaş üstü 302 katılımcı ile yüz yüze anket yapılmıştır. Anket formu sosyodemografik özellikleri sorgulayan 11 soru ve Fagerström nikotin bağımlık düzeyini belirleyen 6 soru olmak üzere toplam 17 sorudan oluşmaktadır. Fagerström testi 6 sorudan oluşur ve 0-10 arasında puan sınıflaması vardır. 0-3 puan arası düşük seviye, 4-6 puan arası orta seviye, 7 puan ve üstü ise yüksek seviye nikotin bağımlılığı ile derecelendirilir.Araştırmaya katılan katılımcıların %20,2'sinin düşük, %40,4'ünün orta seviyede, %39,4'ünün yüksek seviyede nikotin bağımlılığına sahip olduğu belirlenmiştir.

Elde edilen veriler istatiksel analizi SPSS 25.0.0 yazılımı ile yapılmıştır. Analizlerde tanımlayıcı istatistikler; frekans (f), yüzde (%), ortalama ($\bar{X}$), standart sapma (SS), minimum ve maksimum değerler olarak belirtilmiştir. Katılımcıların nikotin bağımlılık derecesi belirlenmiş ve sosyodemografik özellikleri ile nikotin bağımlılık derecesi arasında çapraz tablolar (Ki Kare Analiz) oluşturulmuştur. Elde edilen tüm sonuçlar istatistiksel anlamlılık $p<0,05$ düzeyinde değerlendirilmiştir.

Araştırmamıza katılan bireylerin , yaş ortalaması 39,70 ± 12,16 , % 61,6'sı erkek, % 68,9'si evli, %32.1'i üniversite mezunu, % 63.2'si orta ekonomik seviyede ,% 73,2'si il merkezinde yaşamakta olarak saptanmıştır.. Katılımcıların% 62,9'u herhangi bir işte çalışmakta olup %70,5'i fazla mesai yapmaktadır ve çalışanların %90.1 'i işinden memnun olduğunu belirtmiştir. Çalışmamıza katılanların %77.2 si hiç alkol kullanmadıklarını ifade etmişlerdir. Meslek grupları incelendiğinde; % 22,5'i memur, % 17,2'si işçi, % 17,2'si ev hanımı , % 10,3'ü serbest meslek ve %32,8'i diğer olarak saptanmıştır. Çalışmamızın sonucunda sosyodemografik özellikler ile nikotin bağımlılığı derecesi arasında herhangi bir anlamlı istatiksel ilişki bulunamamıştır ($p>0.05$).

Anahtar Kelimeler: Sigara, Fagerström Nikotin Bağımlılık Testi, Sosyodemografik Özellikler, Nikotin Bağımlılığı

THE RELATIONSHIP BETWEEN NICOTINE ADDICTION LEVELS AND SOCIODEMOGRAPHIC CHARACTERISTICS

Abstract

Smoking is an important cause of premature deaths and preventable diseases. It is known that more than 8 million people lose their lives every year due to diseases associated with smoking and tobacco use. The effects of nicotine, the basic component of tobacco, on central nervous system are the main reason of smoking addiction. The aim of the study was to examine the relationship between nicotine addiction levels and sociodemographic characteristics such as age, gender, marital status, educational status, place of residence, employment status, overtime status, occupation, income status (other than pharmacological effects).

In our study, a face-to-face was conducted on 302 participants over the age of 18 who applied to our smoking cessation polyclinic. Questionnaire form consists of a total of 17 questions including 11 questions on socio-demographic characteristics and 6 questions determining Fagerström nicotine addiction level. Fagerström test consists of 6 questions and has a scoring scale between 0-10. Scores between 0-3 indicates low-level, 4-6 indicates medium-level and 7+ indicates high-level of nicotine addiction. It has been determined that 20.2% of research participants had low-level, 40.4% had medium-level and 39.4% had high-level nicotine addiction.

Statistical analysis of the data obtained was performed with SPSS 25.0.0 software. Descriptive statistics for analyses were identified as frequency (f), percentage (%), average ($\bar{X}$), standard deviation (SD), minimum and maximum values. Nicotine addiction levels of participants were determined, and cross tables were formed between their sociodemographic characteristics and nicotine addiction levels (Chi Square Analysis). All results obtained were considered at $p<0,05$ statistical significance level.

The participants of the study were identified as follows: 39.70 ± 12.16 average age, 61.6% male, 68.9% married, 32.1% university graduate, 63.2% middle class economic level, 73.2% live in the city center. 62.9% of the participants are employed, 70.5% of them work overtime and 90.1% of employed participants stated that they are satisfied with their jobs. 77.2% of the participants expressed that they have never used alcohol. When we examine profession groups, the rates were as follows: 22.5% civil servant, 17.2% worker, 17.2% housewife, 10.3% self-employed and 32.8% other. As a result of our study, no significant statistical relationship was found between sociodemographic characteristics and nicotine addiction level ($p>0.05$).

Keywords: Cigarette, Fagerström Nicotine Addiction Test, Sociodemographic Characteristics, Nicotine Addiction

THE EFFECTS OF COVID-19 PANDEMIC ON CONTRACTS

Özge Tuçe GÖKALP
Kırklareli University
https://orcid.org/0000-0001-5168-5592

Abstract
The main rule in the law of contracts is that parties can make the contract however they wish, a practice which is referred to as "freedom of contract". Another main rule is *pacta sunt servanda:* the principle of "contracts must be adhered". In accordance with this principle, after a contract has been drawn up, parties will be bound by it and must fulfill their obligations in an exact manner. This principle emerges as a result of changing situations after a contract is made, and if the situations lead to severe conditions, expecting the parties to fulfill their obligations does not equate with fairness and justice.
The Turkish Code of Obligations (TCO) Art. 138 regulates, under the title of Hardship, that in the event of unexpected circumstances,, and if this situation is not a result of the debtor's fault, the judge will instruct the debtor to adapt to the new conditions of the contract, and if this is not possible, will be able to request its termination.
Similarly, TCO Art. 136, under the title of Impossibility of Performance, states that the debt will be cancelled if it is impossible for the debtor to discharge the debt due to reasons such as the debtor's innocence.
How will such contracts be affected by the Covid-19 pandemic? The study provides general explanations about the pandemic, discusses the concepts of hardship and impossibility of performance, and evaluates the issue of which provision is to be applied to contracts. It also seeks answers to the question above, based on the decisions that the Supreme Court has made in its previous legal precedence.

Keywords: Covid-19, pandemic, impossibility of performance, hardship

COVİD-19 PANDEMİSİNİN SÖZLEŞMELERE ETKİSİ

Özet
Sözleşmeler hukukunda ana kural tarafların diledikleri sözleşmeyi diledikleri şekilde serbestçe yapabilmeleridir. Bu özgürlük sözleşme serbestisi olarak adlandırılmaktadır. Yine diğer bir ana kural ise ahde vefa ilkesidir. Bu ilke gereğince sözleşmenin kurulmasından sonra taraflar sözleşmeyle bağlı kalacaklar ve yükümlülüklerini aynen yerine getireceklerdir. Ancak sözleşmenin kurulmasından sonra değişen bir takım olaylar neticesinde ortaya çıkar ve bu durum ağır koşullar doğurursa bu halde tarafların yükümlülüklerini aynen yerine getirmelerini beklemek hakkaniyet ve adalet kavramlarıyla bağdaşmayacaktır.
TBK. md. 138 aşırı ifa güçlüğü başlığı altında tarafların önceden öngöremeyecekleri beklenmedik hallerin vukuu bulması ve bu durumun borçlunun kusuruna dayanmaması halinde hakimden, borçlunun sözleşmenin yeni koşullara uyarlanmasını bu mümkün olmadığı takdirde sözleşmenin feshini talep edeceğini düzenlemektedir.

Yine TBK md. 136 ifa imkansızlığı başlığı altında sözleşmenin kurulmasından sonra borçlunun kusurunun bulunmadığı sebeplerle borcun imkansızlaşması halinde borcun sona ereceğini düzenlemiştir.

Çin'in Wuhan kentinde başlayıp tüm dünyayı etkisi altına alan Covid-19 salgını sadece sağlığı değil tüm hayatı derinden etkileyecektir. Turizm başta olmak üzere pek çok alanda sıkıntılar yaşatmaktadır. Ekonomik sorunlar ise en büyük zorluklara gebe gözükmektedir. Hayatı bu kadar etkileyen Covid 19 karşısında pek tabi sözleşmesel sorumluluk altına giren kişilerde de etkilenecektir. Peki yaşanan Covid-19 pandemisi sebebiyle sözleşmelerin etkilenmesi nasıl olacaktır? Pandemiyi hedef alan bir düzenlememiz mevcut mudur? Yargıtayın kararlarında bu konuya ışık tutacak uygulamalar var mıdır?

Çalışmamızda kısaca pandemi ile ilgili genel açıklamalarda bulunulduktan sonra, aşırı ifa güçlüğü, ifa imkansızlığı kavramları ele alınarak aşırı ifa güçlüğü oluşturan durumlar, mücbir sebep, işlem temelinin çökmesi, imkansızlık çeşitleri gibi önem arz eden konular üzerinde durulacak, sözleşmelere hangi hükmün uygulanması gerekeceği hususu değerlendirilecek, Yargıtayın önceki uygulamalarında nasıl kararlar aldığı hususlarına bakılarak yukarıda sorduğumuz sorulara cevap aranmaya çalışılacaktır.

Anahtar Kelimeler: Covid-19, Pandemi, İfa imkansızlığı, Aşırı ifa güçlüğü

AN OVERVIEW ON THE CONCEPT OF JEWELRY

Özge Tuçe GÖKALP
Kırklareli University
https://orcid.org/0000-0001-5168-5592

Abstract
Jewelry comprises ornaments that people wear, and is made of valuable metals such as gold and silver, and sometimes decorated with precious stones. Products of jewelry works such as necklaces, earrings, rings, bracelets and necklaces that women mostly wear as ornaments are also called jewelry. Gold is the preferred jewelry medium because it can be used as a means of accumulating fortune, an exchange tool, and is also durable; however, all items used as jewelry, such as silver, ruby, diamond, and pearl constitute jewelry.
The Turkish Civil Code (TCC) has adopted the practice of participation in acquired property as a legal matrimonial property regime. Within this system, there are two types of properties: independently acquired properties and personal properties. Shared properties can also be added as a third type.
The common jurisprudence of the Supreme Court suggests that no matter who presents the jewelry, in other words, regardless of whether it was presented by the male partner's family or third parties as a marriage gift at a wedding jewelry is deemed to have been granted to women and therefore it shall be her personal property, unless the woman clearly claims that it has temporarily been given to her. In this context, pursuant to TCC Art. 220/3, jewelry constitutes the value of the assets obtained through non-reciprocal gain.
This study first discusses the concepts of property and jewelry, respectively. Subsequently, it addresses the general rules regarding cases of jewelry creditors, and evaluates the Supreme Court's abovementioned decisions considering previous studies on the subject, though the number of these studies is too limited. Finally, it examines positive and negative criticism about whether the provision of "the jewelry shall be deemed to have been granted to the woman regardless of whoever has given it to her", which means jewelry is in fact an act of granting, and therefore considered to be the woman's personal property.

Keywords: jewelry, personal property, grant

ZİYNET EŞYASI KAVRAMINA GENEL BAKIŞ

Özet
Ziynet eşyası; altın, gümüş gibi kıymetli madenlerden yapılan ve insanlar tarafından takılan süs eşyası olarak adlandırılmaktadır. Daha ziyade kadınların süs olarak kullandıkları kolye, küpe, yüzük, bilezik, gerdanlık gibi kuyumculuk işleri ziynet eşyası olarak adlandırılmaktadır. Servet biriktirme özelliği, değiş tokuş aracı oluşu, dayanıklılığı sebebiyle altın en gözde ziynet eşyası olmakla beraber, gümüş, yakut, elmas, pırlanta, inci gibi takı olarak kullanılan eşyaların tümü ziynet eşyasını oluşturur.

Türk Medeni Kanunu'muz yasal mal rejimi olarak edinilmiş mallara katılma rejimini benimsemiştir. Bu mal rejimi sistemi içinde birbirinden bağımsız edinilmiş mallar ve kişisel mallar olmak üzere iki tür malvarlığı çeşidi yer almaktadır. Eşlerin bu iki malvarlığı çeşidine paylı malları da üçüncü bir tür olarak ilave edebiliriz.

Yargıtayın yerleşik içtihatları düğün sırasında kadına takılan ziynet eşyalarının kim tarafından takılırsa takılsın diğer bir ifade ile gerek eşinin ailesi gerekse üçüncü kişiler tarafından takılmasına bakılmaksızın emaneten takıldığı konusunda kadının açık bir kabulü olmaması halinde kadına bağışlanmış olduğu bu sebeple de kadının kişisel malı olduğu yönündedir. Bu bağlamda ziynet eşyaları TMK md. 220/3 karşılıksız kazanma yolu ile elde edilen malvarlığı değeridir.

Biz bu çalışmamızda öncelikle eşya kavramını ela aldıktan sonra ziynet eşyası kavramını ifade edeceğiz. Ziynet alacakları davalarına ilişkin genel kurallardan bahsettikten sonra da yukarıda bahsettiğimiz yerleşik Yargıtay kararlarını, her ne kadar bu konuda yazılan eser sayısı az da olsa, ele alınan eserler nazarında değerlendirecek ve kadına kim tarafından takılırsa takılsın ziynet eşyası kadınına bağışlanmış sayılacaktır hükmünün, gerçek anlamda bağış teşkil edip etmediği dolayısı ile kişisel mal sayılıp sayılmayacağı hususunda olumlu ve olumsuz eleştirilere yer vereceğiz.

Anahtar Kelimeler: Ziynet Eşyası, Kişisel Mal, Bağışlama

Dünyada ve Türkiye'de Corona Virüs Salgınının Balıkçılık Sektörüne Etkileri

Gülüzar TUNA KELEŞTEMUR
Fırat Üniversitesi

Özet
Virüs salgını sonrası küresel ekonomik yapıyla ilgili farklı boyutlarda değişimler yaşanması beklentisi oldukça yüksek bir ihtimal olarak görülmektedir. Çok uluslu şirketler bu derece ciddi bir talebi karşılayabilmek için yatırım ve üretim stratejilerini baştan aşağıya gözden geçirmektedirler. Bu bağlamda küresel tedarik zincirleri "dünyanın fabrikası" olarak anılan Çin başta olmak üzere Doğu Asya ülkelerinden diğer bölgelere doğru yolunu değiştirmiş olması, ülkemizin de bu zincirde önemli halkalardan biri olmasını sağlamak amacıyla her sektörde olduğu gibi balıkçılık sektöründe de oluşturulacak doğru stratejilerle mümkün olacaktır.

Anahtar Kelimeler: Balık yetiştiriciliği, Avcılık, Corona virüs salgını

Effects of Corona Virus Pandemic to the Fisheries Sector in the World and Turkey

Abstract
The expectation that there will be changes in different dimensions regarding the global economic structure after pandemic is seen as a very high possibility. Multinational companies review their investment and production strategies thoroughly to meet such a serious demand. In this context, it will be possible with the right strategies to be established in the fisheries sector as in every sector in order to ensure that Turkey has changed its way from East Asian countries, especially China, which is known as the "factory of the world", to other regions.

Keywords: Fish farming, Hunting, Corona virus pandemic

Giriş
Koronavirüs(COVID-19), Aralık 2019'da Çin'in Wuhan kentinde ortaya çıkan bir grip türüdür. Bilinen mevsimsel gripten daha bulaşıcı ve daha ölümcül olduğu gözlemlenmektedir. Ölümler, hastalık zatürreye dönüştüğünde ortaya çıkmaktadır. İnsanlar semptom geliştirmeden öncede bulaşıcı olabilmekte, bu da virüsün yayılmasını kontrol etmeyi zorlaştırmaktadır. Herhangi bir aşının geliştirilmesi on iki ay sürebilir. Şu anda, etkili anti-viral ilaçlar bulunmamaktadır (https://www.bbc.com/turkce/haberler-dunya-

51238220).Yaşadığımız yüzyılda, insan nüfusu giderek artarken, sağlıklı yaşamın sürdürülebilirliği için temel ihtiyaç olan beslenme, küresel sorun olarak karşımıza çıkmaktadır. İnsanoğlu, besin zincirinde en önemli halkayı oluşturan hayvansal gıdaların tedariki merak konusu içerisindeyken, aynı zamanda temel gıda maddelerinin güvenliği endişesini de beraberinde yaşamaktadır. Son zamanlarda pandemiye dönüşerek, ölümcül sonuçlar yaratan Koronavirüs(COVID-19), toplumlar için küresel sağlık sorunu oluşturmuştur. Virüs Özellikle bilinen yüzü dışındaki bilinmeyenleri ile de korku ve endişeler yaratmaktadır (https://gidatarim.com/gida/covid-19-ve-gida-guvenligi-c161740.html). Koronavirüs salgınının dünyanın tüm toplumlarında meydana getirdiği öne çıkan üç önemli değişiklik; hareketliliğin azalması/durması, belirsizliğin/istikrarsızlığın artması ve sağlık endişesiyle oluşan yeni tutumlardır. Hayatın akışındaki bu değişiklikler, ekonomide arz-talep dengesini ve fiyat oluşumunu şok niteliğinde etkilemektedir. İstisnai durumlar ve ürünler hariç genelde talebi ve arzı azaltıcı, dolayısıyla küresel ekonomik büyümeyi yüzde 2.9'dan yüzde 2.4'e, salgının uzaması durumunda yüzde 1.5'e düşürecek etkiye sahip olacağı öngörülmektedir. Salgının süresine bağlı olarak 2020 uluslararası ticaretinde yüzde 13 ile yüzde 32 arasında daralma olacağı tahmin edilmektedir (https://kriterdergi.com/ekonomi/tarima-koronavirus-etkisi).

Salgının Küresel Etkileri

Küresel sistemin üç dinamiği olduğunu söylemek mümkün: aktörler/devletler, uluslararası kurumlar ve uluslararası rejimlerdir. Küresel sistemin korona virüs salgınından nasıl etkileneceği konusu hangi senaryonun gerçekleşeceği ile doğrudan ilgilidir. Eğer iyi senaryo gerçekleşir ise salgının 2020 sonunda tamamen kontrol altına alınması ve ortaya çıkardığı küresel etkilerin giderilmesi için iyileşme dönemine girilmesi beklenebilmektedir. İyi senaryoda küresel sistemin mevcut haliyle devam etmesi yüksek bir olasılık olarak öne çıkmaktadır. Kötü senaryo gerçekleşerek salgının kontrol altına alınamaması durumunda ise ortaya çıkaracağı enkaz küresel sistemin temel sütunlarının yeniden yapılandırılmasını beraberinde getirebilir. Uluslararası kurumların kapasite ve krizle baş etme konusunda zayıflıkları nedeniyle yeniden yapılandırılmaları söz konusu olabilir. Uluslararası rejimler ise en çok sorgulanan olguların başında yer alabilir. Küreselleşme, uluslararası tedarik zinciri, uluslararası havacılık ve mobilizasyon düzenlemeleri de değişebileceği öngörülmektedir (https://www.haberturk.com/su-urunlerinde-cin-in-boslugunu-turkiye-doldurabilir-2599663-ekonomi). Virüs salgını sonrası küresel ekonomik yapıyla ilgili farklı boyutlarda dramatik değişimler yaşanması söz konusu olabilir. Çokuluslu şirketler bu derece ciddi bir arz şokuyla yeniden karşılaşmamak için yatırım ve üretim stratejilerini baştan aşağıya gözden geçirebilirler. Bu bağlamda küresel tedarik zincirleri "dünyanın fabrikası" olarak anılan Çin başta olmak üzere Doğu Asya ülkelerinden diğer bölgelere doğru kayabileceği düşünülen en büyük ihtimaldir (https://www.sabah.com.tr/dunya/2020/03/21/coronavirus-salginindan-sonra-kuresel-sistem-nasil-sekillenecek-coronavirus-salginindan-sonra-ekonomi).

Salgının Su Ürünleri Sektörüne Etkileri

Çin, korona virüs öncesi dünyanın en büyük su ürünleri ithalat ve ihracatçısı olarak en büyük ekonomik kazanç sağlayan ülke konumunda olan, ancak koronavirüs salgını sonrası bu durumun tamamen değişerek olan Çin'de artık üretimi yavaşlattığı kaydedilmektedir.

Dünyanın en büyük su ürünleri üreticisi olan Çin'deki bu olumsuz ortam devam ettiği sürece pazarda oluşabilecek boşluklar açısından bu durumun özellikle su ürünleri üretim ve avcılık bakımından büyük potansiyel sahibi Ülkemiz ve ülkeler açısından fırsata dönüştürülme yarışı kaçınılmaz olacaktır. Diğer ülkelerden önce özellikle ithalatta pazar elde etme yarışı içerisinde girişimler bir an önce yapılmalıdır. Çin ile yaklaşık 22 milyar dolarlık ticaret hacmi bulunan Türkiye'de de salgın tehdidi, kırılgan olan ekonomi üzerindeki etkisini arttırmaktadır. Ancak Türkiye'nin coğrafi konumu nedeniyle, koronavirüs tehlikesi ekonomide hem 'tehdit' hem de 'fırsat' yaratmış durumdadır. Bir yandan İran ve Irak sınırının kapatılması ile yaklaşık 17 milyar dolarlık ticaret tehlikeye girerken, diğer yandan AB'nin bazı ürünlerde Çin'den yaptığı ithalatı Türkiye'ye kaydırması Türk şirketlerinin üretim ve ihracat performansını olumlu etkilemektedir (https://www.dw.com/tr/ekonomide-koronavir%C3%BCs-etkisi-hem-tehdit-hem-f%C4%B1rsat/a-52624949). Geçen yıl itibarıyla Avrupa Birliği'ne (AB) balık ihracatında AB'nin balık deposu olarak adlandırılan Yunanistan'ı geçmiş olmamız, yakaladığımız ivme ve başarının bir sonucudur. Balık yetiştiricileri olarak 2019'da 350 bin ton üretime ulaşılmıştır. İhracatımızda ilk beş ülke sırasıyla, Hollanda, İtalya, Rusya, Japonya ve Yunanistan olurken, toplam 94 ülkeye balık ihracatı gerçekleşmiştir. Körfez ülkelerinden çok sayıda firmanın üretim yapmak için Türkiye'de balık yetiştiricileriyle iletişime geçmiştir. Türk şirketlerin de fırsatları değerlendirmek ve katma değer yaratmak için fırsatları değerlendirmelidirler (https://www.sabah.com.tr/dunya/2020/03/21/coronavirus-salginindan-sonra-kuresel-sistem-nasil-sekillenecek-coronavirus-salginindan-sonra-ekonomi).

SONUÇ VE ÖNERİLER

Karasal alanların tamamına yakınının tarımsal üretimde kullanıldığı günümüzde, deniz ve tatlı suların hala var olan kapasitelerinin kullanımında su ürünleri üretiminin çok daha fazla önem arz ettiği görülmektedir. Sağlıklı ve dengeli beslenme için sektörümüzde ileriye dönük katma değerli yatırım projelerini hayata geçirmemiz gerekmektedir. Dünya üzerindeki 171 milyon ton su ürünleri üretiminin 91 milyon tonu avcılıktan, 80 milyon tonu yetiştiricilikten elde ediliyor. Ülkemizde de su ürünleri üretimine yönelik çok değerli şirketler ve birlikler bulunmaktadır (https://www.tarimtv.gov.tr/tr/video-detay/koronavirus-balik-ureticilerine-yarayacak-12983). Bu kapsamda belirtmek isterim ki geçtiğimiz yıllarda dünya büyüme trendleriyle paralel giden ülkemizde, su ürünleri üretiminde, yetiştiricilikten elde edilen ürün miktarı, avcılıktan elde edilenden fazla olmuş ve FAO dünya su ürünleri üretimi öngörüsünü yakalamıştır.

Bu kapsamda ülke ihracatına daha fazla katkı sağlamak adına AB normlarında üretim yapan şirket sayıları artırılmalı ve kamuoyunu bilgilendirmek adına, ülkemizin geleceği için, kültür balıkçılığına yönelik pazarlama faaliyetlerinin sürekliliğinin sağlanması için gerekli çalışmalar yapılmalardır.

KAYNAKLAR

https://www.sabah.com.tr/dunya/2020/03/21/coronavirus-salginindan-sonra-kuresel-sistem-nasil-sekillenecek-coronavirus-salginindan-sonra-ekonomi

https://www.tarimtv.gov.tr/tr/video-detay/koronavirus-balik-ureticilerine-yarayacak-12983

https://www.dw.com/tr/ekonomide-koronavir%C3%BCs-etkisi-hem-tehdit-hem-f%C4%B1rsat/a-52624949

https://kriterdergi.com/ekonomi/kuresel-ekonomide-koronavirus-etkisi

https://www.haberturk.com/su-urunlerinde-cin-in-boslugunu-turkiye-doldurabilir-2599663-ekonomi

https://www.bbc.com/turkce/haberler-dunya-51238220

İŞKOLIKLIK ILE İŞ AILE ÇATIŞMASI ARASINDAKI İLIŞKI: HAVACILIK SEKTÖRÜNDE BIR ARAŞTIRMA

Öğr. Gör. Mustafa ALTINTAŞ
Pamukkale Üniversitesi
ORCID: 0000-0002-8843-2128
Öğr. Gör. Burcu ALTINTAŞ
Alanya Alaaddin Keykubat Üniversitesi
ORCID: 0000-0002-3772-6812

Özet
Günümüzde örgütlerin daha az elemanla daha fazla iş yapmak istemesi, çalışanların her geçen gün bir önceki güne göre daha yoğun çalışmalarına neden olmaktadır. Bununla beraber bilişim ve bilgi teknolojilerinde yaşanan gelişmeler, iş ve özel hayat sınırının çoğu sektörde daha da belirsiz bir hal almasına neden olmaktadır. Çoğu zaman ara dahi vermeden, insan sağlığını, mutluluğunu ve çevresindekilerle olan ilişkilerini olumsuz bir şekilde etkileyen işkoliklik kavramı, işveren açısından verimlilik artırıcı olumlu bir şeymiş gibi görünse de aslında uzun vadede çalışanın iş aile çatışması yaşamasına neden olabilecek, çalışana ve ailesine zarar verebilecek olumsuz tarafları da bulunmaktadır. Özellikle dünyada doksanlı yıllardan itibaren literatürde üzerine epey araştırma yapılmaya başlanan işkoliklik ve iş aile çatışması, ülkemizde de iki binli yıllardan itibaren dikkat çekmeye başlamıştır. Yapılan bu çalışmada da işkolikliğin, aile ve birey üzerine etkileri ortaya çıkarılmaya çalışılmış, işkoliklik ile iş aile çatışması arasındaki ilişkilerin anlaşılması amaçlanmıştır. Bu kapsamda, bu çalışmada Denizli Çardak Havalimanı'nda çalışan havacılık personellerinin oluşturduğu örneklem üzerinden işkoliklik ile iş aile çatışması arasındaki ilişkiler incelenmiştir. Bu doğrultuda çalışmanın amacı; işkoliklik ile iş aile çatışması arasındaki ilişkiyi araştırmaktır. Araştırma kapsamında; İşkoliklik ölçeği olarak Schaufeli, Taris ve Bakker (2006) tarafından geliştirilen, Doğan ve Tel (2011) tarafından Türkçeye çevrilip uyarlanan "aşırı çalışma" ve "kompulsif çalışma" olarak adlandırılan iki alt boyuttan oluşan DUWAS işkoliklik ölçeği araştırmanın birinci ölçeğidir. İş Aile Çatışması düzeylerini ölçmek amacıyla Netemeyer, Boles ve McMurian (1996) tarafından geliştirilen Apaydın (2004) tarafından Türkçeye çevrilip uyarlanan, ''iş-aile çatışması'' ve ''aile-iş çatışması'' olmak üzere iki boyuttan oluşan iş aile çatışması ölçeği ise araştırmanın ikinci ölçeğidir. Araştırma sonucunda işkoliklik ile iş aile çatışması arasında hem doğrudan hem de alt boyutları açısından pozitif yönlü anlamlı bir ilişki olduğu saptanmıştır. Ayrıca demografik faktörler açısından cinsiyet etmeni ile işkoliklik arasında anlamlı bir farklılaşmanın olduğu, medeni durum ve eğitim etmenleri açısından ise hem işkoliklik hem de iş aile çatışması arasında anlamlı bir farklılaşmanın olduğu tespit edilmiştir. Diğer demografik faktörlerle ise herhangi anlamlı bir farklılaşma olmadığı ortaya çıkmıştır.

Anahtar Kelimeler: İşkoliklik, İş Aile Çatışması, Sivil Havacılık Yönetimi

THE RELATIONSHIP BETWEEN WORKAHOLISM AND WORK FAMILY CONFLICT: A RESEARCH IN THE AVIATION INDUSTRY

Abstract

Today, organizations' desire to do more work with fewer employees causes employees to work more intensely than before. However, developments in information and information technologies cause the business and private life limit to become even more uncertain in most sectors. Even though the concept of workaholicism, which often affects human health, happiness and relationships with the people around them without interruption, seems to be a positive thing that increases productivity for the employer, in fact, in the long term, there are also negative sides that may cause a family conflict, harm the employee and his family. Especially in the world since the 1990s, a lot of research has been done on the literature, and workaholicism and work-family conflict have started to attract attention in our country since the two thousand years. In this study, the effects of workaholics on family and individual were tried to be revealed and it was aimed to understand the relationships between workaholics and work-family conflict. In this context, the relationship between workaholicism and work-family conflict was investigated through the sample of aviation personnel working at Denizli Çardak Airport in this study. The purpose of the study in this direction; is to investigate the relationship between workaholicism and work-family conflict. In the scope of the research; The DUWAS workaholic scale, which was developed by Schaufeli, Taris and Bakker (2006) and translated and adapted into Turkish by Doğan and Tel (2011), is the first scale of the study. Business family conflict consisting of two dimensions: "family-work conflict" and "family-work conflict" translated and adapted into Turkish by Apaydın (2004) developed by Netemeyer, Boles and McMurian (1996) to measure the levels of Work Family Conflict. The scale is the second scale of the research. As a result of the research, it has been determined that there is a positive and positive relationship between workaholic and work-family conflict in terms of both direct and sub-dimensions. In addition, it was determined that there was a significant difference between demographic factors and gender factor and workaholicism, and in terms of marital status and education factors, there was a significant difference between both workaholicism and work-family conflict. It was revealed that there was no significant difference with other demographic factors.

Key Words: Workaholicism, Work Family Conflict, Civil Aviation Management

Translation Difficulties Due to the Structure of the Arabic Language

Kamal Aliazada
University of Tehran

چکیده

ترجمه روشی است که به دلایل علمی ، فرهنگی ، ادبی ، دیپلماتیک و غیره در جوامع در طول تاریخ بشر استفاده شده است. تعامل بین جوامع و زبانها از طریق انتقال ثروت متعلق به یک جامعه یا زبان به جامعه دیگر به طور مثر حاصل شده است. اگرچه عمل ترجمه قوانین و روشهای خاص خود را دارد ، اما برخی از مشکلات را نیز با خود دارد. در این مطالعه ، مشکلات پیش آمده در زمینه تجربه ترجمه مورد بحث قرار گرفته است..

مشکلات خواندن اصلی ترین مشکلات ساختاری مورد بحث در این مطالعه است. همانطور که مشخص است ، استفاده از واکه ها در زبان عربی به استثنای برخی متون تقریباً وجود ندارد. این کار خواندن حروف بی صدا را دشوار می کند و مانعی برای اصلاح معنی و ترجمه صحیح است. مشکلات دستوری نیز باعث دشواری های ترجمه می شود. حتی افرادی که دانش گرامری خوبی دارند نیز ممکن است با مشکلات دستوری روبرو شوند. به دلیل ساختار خاص زبانها ، خود مترجم یا تفاوتهای فرهنگی بین دو زبان ، ممکن است در روند ترجمه مشکلاتی بوجود آیید. مترجم باید با ویژگی های هر دو زبان کاملاً آشنا باشد.

کلمات کلیدی: زبان عربی ، ترکی ، ترجمه ، معادل سازی.

Understanding of Hadiths with Hadiths

Abdullah Roya
University of Payam i Nur

چکیده

بیان شده است که احادیث تشریح قرآن است. مشهور است که توسط پیامبر (ص) به عنوان اعلامیه مجملین ، مطلق و تخصیص عمومی توضیح داده شد. اگرچه احادیث چنین جنبه ای دارند ، اما این مواردی نیز هستند که لازم است در آنها توضیح داده شود ، واقعیت دارد. شخصی که به طور دقیق آنها را توضیح خواهد داد بدون شک صاحب این کلمات است. پیامبر هنگام خطاب کردن به مردم ، سطح دانش آنها را در نظر می گرفت ، و گاه نیاز به توضیح آنچه را که می گفت در حالی که خیلی مختصر صحبت می کرد ، احساس می کرد. در این مطالعه ، سعی شده است نشان داده شود که برخی از احادیث پیامبر در توصیف ارزشهای وی است و لازم است برای درک صحیح این احادیث ، آنها را با هم ارزیابی کرد.

کلمات کلیدی: بیان، مجمل، حدیث

Somalia - Kenya Sea Border Dispute

Mubashir Dosti
University of Herat

چکیده

هدف از این مطالعه بررسی تأثیر مشکلات مرزهای زمینی بین دو کشور در اختلاف مرز دریایی بین کنیا و سومالی است. اختلاف مرزی دریایی فعلی بین دو کشور که در امتداد اقیانوس هند دارای خط ساحلی مشترکی هستند و در شمال شرقی قاره آفریقا واقع شده اند ، ناشی از تفسیر متفاوت دو کشور از جهت مناسب مرز دریایی از مرز زمینی است. پس از تلاش های ناموفق مذاکره دو کشور برای حل اختلافات مرزی دریایی ، سومالی در 28 آگوست 2014 شکایتی علیه کنیا را به محکمه بین المللی عدالت ارائه کرد و منتظر تصمیم نهایی محکمه است. تصمیمی که توسط دیوان بین المللی عدالت اعلام می شود نیز برای کشورهایی با مشکلات مشابه مهم است. در این تحقیق ، بحث شده است که نفوس سومالی ساکن کنیا عامل مهمی در رویکرد کنیا به این مسئله است. از میان روشهای تحقیق کیفی ، از بررسی ادبیات ، تحلیل محتوا و گفتمان در مطالعه استفاده شده است.

کلمات کلیدی: اختلافات مرزی ، امنیت دریایی ، منطقه انحصاری اقتصادی ، سومالی ، کنیا.

The Cold War: American Grand Strategy, Johnson Doctrine and Cyprus

Ata Noori
University of Azad i İslami Tabriz

چکیده

هدف از این مطالعه توضیح استراتژی بزرگ ایالات متحده در مخصوصا دولت رئیس جمهور جانسون در طول جنگ سرد است. در این چارچوب ، این مطالعه شامل سه مرحله است: اول ، چارچوب نظری استراتژی بزرگ آمریکا در اوایل جنگ سرد ترسیم می شود. دوم ، پارامترهایی که قابلیت استفاده از استراتژی بزرگ را تضمین می کنند مورد تأکید قرار می گیرند. در این راستا ، دکترین و تغییرات مبتنی بر مفهوم که پایداری استراتژی کلان آمریکا را تضمین می کنند و نظریه فوق را در دوره بین 1948-1964 توسعه داده اند ، با مثالهایی بررسی می شود. در مرحله سوم دوره جانسون "مسئله قبرس" و تنش ایالات متحده و ترکیه ، استراتژی بزرگ در اسنادی که در اتاق مطالعه آژانس اطلاعات مرکزی قرار دارد بررسی می شود.

کلمات کلیدی:.استراتژی بزرگ ، پاسخ توده ای ، پاسخ انعطاف پذیر ، نامه جانسون ، قبرس

The Effects of New Security Approaches on Defense Expenses

Isa Ahadi
University of Nangarhar

چکیده

مطالعات امنیتی یکی از مهمترین موضوعات در زمینه روابط بین الملل در دوران پس از جنگ سرد است. تغییر توازن قوا در سیستم امنیتی بین المللی پس از جنگ سرد ، غیرقابل پیش بینی بودن خطرات و تهدیدها و تداوم فزاینده آنها ، باعث شد تا کشورها با رویکرد دیگری به نام "رویکردهای جدید امنیتی" به امنیت نگاه کنند. هزینه های دفاع یکی از زمینه هایی است که بر تغییر درک امنیت تأثیر می گذارد. در این مطالعه ، هدف از آن بررسی تأثیر این تمایز در رویکردهای امنیتی بر هزینه های دفاعی کشورها تا چه حد تاثیرگذار است. بر اساس یافته ها ، کفایت هزینه های دفاعی کشورها می تواند در چارچوب تفاهم جدید امنیتی ارزیابی شود.

کلمات کلیدی: امنیت ، رویکردهای جدید امنیتی ، امنیت پس از جنگ سرد ، هزینه های دفاعی

Defense Management Technologies Applications from Mercenaries to Private Military Companies

Jan Kaman
University of Tabriz

چکیده

در یک فضای نبرد مداوم متغیر ، یکی از پیامدهای این واقعیت که نیازهای میدان جنگ قابل تعویق نیست و باید همیشه تدارک شرکت های خصوصی نظامی شود. آنها که به عنوان بازیگر مهمی در تعادل عرضه و تقاضا در میدان جنگ نقش دارند، عنوان ابزاری مهم در مدیریت دفاعی کشورها ظاهر می شوند. همانطور که آنها قسمتهای مهم گمشده در جبهه های جنگ را با طیف گسترده ای از ساختارها و اهداف سازمانی تکمیل می کنند ، به موضوعی تبدیل شده اند که در صحنه بین الملل مورد بحث و بررسی قرار می گیرد. این مقاله بر اساس تحلیل از منظر مقایسه ای تاریخی انجام شده است. در این مطالعه دو گروه مختلف خواننده هدف قرار گرفتند. گروه اول که از نظر آکادمیک به مدیریت دفاعی ، سیاست های امنیتی و روابط بین الملل علاقه مندی دارند. گروه دوم؛ کسانی که در مقامات تصمیم گیری هستند.

کلمات کلیدی: مدیریت دفاع ، شرکتهای خصوصی نظامی ، فناوریهای امنیتی ، نوآوری ، هوش مصنوعی

Human Trafficking in the Context of International Relations and International Migration Law

Bashir Siyam
University of Balkh

چکیده

در سطح بین المللی ، قاچاق انسان به یکی از مهمترین مشکلات جهانی قرن 21 با تأثیر افزایش جنبشهای مهاجرت مختلط در سراسر جهان تبدیل شده است. مبارزه با قاچاق انسان حوزه ای است که در سال های اخیر مورد توجه دولت ها ، سازمان های بین المللی ، سازمان های غیردولتی و رسانه ها قرار گرفته است ، اما این وضعیت گاهی اوقات مانع بحث های آکادمیک می شود تا با یافته های نظری و واقعی به درک مفهوم بپردازند. هدف اصلی این مطالعه شامل بحث های مفهومی و نظری مداوم در مورد قاچاق انسان در ارتباط با روابط بین الملل و ادبیات مهاجرت بین المللی است. تأکید این است که این موارد باید مورد توجه قرار گیرند تا استراتژي هاي مبارزه موثر براي مسئله تدوین شود. در قسمت اول مطالعه ، ارتباط بین مفاهیم اساسی مانند قاچاق انسان ، قاچاق مهاجر مورد بحث قرار خواهد گرفت. در بخش دوم ، نظریه پردازی قاچاق انسان در زمینه مهاجرت و پدیده های امنیتی مورد بحث قرار خواهد گرفت.

کلمات کلیدی: قاچاق انسان ، قاچاق مهاجران ، مهاجرت بین المللی ، امنیت انسانی

Shanghai Cooperation Organization: Seeking a Balance Between Interests / Priorities and Regional Cooperation

Ali Dadfar
University of Tabriz

چکیده

هدف از این مطالعه: تجزیه و تحلیل ساختار ، زمینه های اصلی فعالیت و مشکلات سازمان همکاری شانگهای است که در شانزدهم جنوری 2001 در شانگهای (چین) اعلام شد و پیش بینی آینده آن است. جمهوری خلق چین و فدراسیون روسیه که از حق وتو در سازمان ملل برخوردار هستند ، از بدو تاسیس تاکنون اعضای سازمان همکاری شانگهای ، یک سازمان بین دولتی مستقر در آسیا بوده اند. امروزه ، گرچه ظرفیت ها ، علایق / اولویت های آنها برای تأثیرگذاری در عرصه بین الملل با یکدیگر متفاوت است ، اما هشت کشوری که همکاری منطقه ای را اتخاذ می کنند ، عضو این سازمان هستند. این سازمان که دارای شش شریک گفتگو و چهار کشور دارای وضعیت ناظر است ، هدف آن تقویت صلح و ثبات در منطقه خود ، مطابق با استراتژی توسعه سازمان همکاری شانگهای است که تا سال 2025 اجرا می شود. این کشور ها متعهد به ارتقا. کمک های تجاری ، اقتصادی ، فرهنگی و بشردوستانه است.

کلمات کلیدی: چین ، روسیه ، سازمان همکاری شانگهای ، امنیت